

Lap Analysis race 2, 08.06.2025

-Reg.No.: 250302/2025

9 Jakub Vondracek (CZE) (DEGRE Twingo Cup) Theoretische Bestzeit: 3:29.770

Lap	D	Time	S1	S2	S3	Lap	D	Time	S1	S2	S3
1	1	4:15.604	1:41.390	1:47.718	46.496	5	1	3:34.573	1:07.959	1:39.337	47.277
2	1	3:48.933	1:12.975	1:44.984	50.974	6	1	4:00.131	1:11.320	1:57.643	51.168
3	1	3:54.694	1:22.248	1:44.757	47.689	7	1	3:30.283	1:07.654	1:38.592	44.037
4	1	3:30.463	1:08.347	1:38.521	43.588						

21 Marko Blazevski (MKD) (Twingo Cup) Theoretische Bestzeit: 3:18.711

Lap	D	Time	S1	S2	S3	Lap	D	Time	S1	S2	S3
1	1	3:46.771	1:23.789	1:39.417	43.565	5	1	3:19.917	1:04.164	1:34.013	41.740
2	1	4:11.407	1:25.628	1:47.919	57.860	6	1	4:22.545	1:26.534	2:05.770	50.241
3	1	3:52.604	1:19.670	1:47.291	45.643	7	1	3:19.510	1:04.378	1:33.301	41.827
4	1	3:21.746	1:05.940	1:34.564	41.242						

33 Matyas Kucera (CZE) (METAL PROFIL Twingo Cup) Theoretische Bestzeit: 3:19.236

Lap	D	Time	S1	S2	S3	Lap	D	Time	S1	S2	S3
1	1	3:53.405	1:33.518	1:36.844	43.043	5	1	3:28.810	1:05.143	1:36.172	47.495
2	1	4:09.937	1:24.164	1:46.411	59.362	6	1	3:59.916	1:11.346	1:57.880	50.690
3	1	3:53.261	1:18.963	1:47.720	46.578	7	1	3:20.720	1:05.371	1:33.701	41.641
4	1	3:39.246	1:03.887	1:52.698	42.661						

66 Oliver Steiner (SVK) (PAGID STREET Twingo Cup) Theoretische Bestzeit: 3:19.681

Lap	D	Time	S1	S2	S3	Lap	D	Time	S1	S2	S3
1	1	3:49.901	1:28.748	1:36.710	44.443	4	1	3:22.246	1:05.214	1:35.781	41.251
2	1	4:09.968	1:24.651	1:47.137	58.180	5	1	3:20.366	1:03.237	1:35.191	41.936
3	1	3:52.466	1:20.112	1:47.106	45.248	6	1	4:22.253	1:26.771	2:04.721	50.761

70 Rok Cerar (SLO) (Twingo Cup) Theoretische Bestzeit: 3:19.166

Lap	D	Time	S1	S2	S3	Lap	D	Time	S1	S2	S3
1	1	3:44.648	1:22.959	1:39.183	42.506	5	1	3:20.890	1:04.515	1:34.169	42.206
2	1	4:12.928	1:25.201	1:50.056	57.671	6	1	4:22.295	1:26.347	2:05.535	50.413
3	1	3:53.102	1:19.651	1:47.393	46.058	7	1	3:19.302	1:04.081	1:33.521	41.698
4	1	3:21.654	1:05.395	1:34.697	41.562						

73 Bojan Seme (SLO) (SEME Twingo Cup) Theoretische Bestzeit: 3:25.176

Lap	D	Time	S1	S2	S3	Lap	D	Time	S1	S2	S3
1	1	3:51.566	1:31.547	1:37.161	42.851	5	1	3:33.776	1:06.351	1:38.671	48.754
2	1	4:11.365	1:24.782	1:47.088	59.495	6	1	4:04.421	1:12.533	1:59.628	52.260
3	1	3:52.492	1:18.629	1:47.737	46.126	7	1	3:35.504	1:10.653	1:40.431	44.420
4	1	3:30.624	1:05.157	1:40.652	44.815						

88 Vaclav Janik Jr. (CZE) (JANIK MOTORSPORT Twingo Cup) Theoretische Bestzeit: 3:30.798

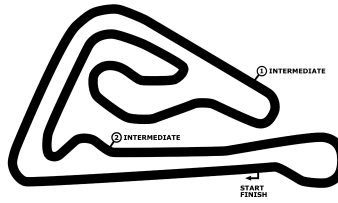
Lap	D	Time	S1	S2	S3	Lap	D	Time	S1	S2	S3
1	1	4:18.769	1:45.479	1:47.561	45.729	3	1	3:54.607	1:23.841	1:43.789	46.977
2	1	3:48.213	1:13.013	1:45.836	49.364	4	1	3:30.798	1:08.941	1:38.497	43.358

96 Pavel Sovicka (CZE) (GLASO Twingo Cup) Theoretische Bestzeit: 3:22.298

Lap	D	Time	S1	S2	S3	Lap	D	Time	S1	S2	S3
1	1	4:15.954	1:42.637	1:47.107	46.210	5	1	3:26.469	1:05.924	1:36.402	44.143
2	1	3:49.327	1:13.317	1:44.946	51.064	6	1	4:08.667	1:12.473	2:04.429	51.765
3	1	3:54.209	1:22.385	1:44.696	47.128	7	1	3:22.298	1:04.581	1:35.491	42.218
4	1	3:27.384	1:07.939	1:36.260	43.185						

105 Martin Toth (CZE) (RACINFUEL SIMULATOR Twingo Cup) Theoretische Bestzeit: 3:17.867

Lap	D	Time	S1	S2	S3	Lap	D	Time	S1	S2	S3
1	1	3:50.363	1:29.354	1:36.986	44.023	3	1	3:51.526	1:19.114	1:47.613	44.799
2	1	4:10.795	1:24.696	1:47.439	58.660	4	1	3:17.867	1:04.591	1:32.741	40.528



Lap Analysis race 2, 08.06.2025

-Reg.No.: 250302/2025

173 Lukas Houlik (CZE) (RACINGJOURNAL Twingo Cup)

Theoretische Bestzeit: 3:29.300

Lap	D	Time	S1	S2	S3	Lap	D	Time	S1	S2	S3
1	1	4:17.812	1:44.744	1:46.766	46.302	5	1	3:34.427	1:07.20	1:41.435	45.783
2	1	3:48.241	1:12.914	1:45.034	50.293	6	1	3:59.018	1:10.488	1:57.905	50.625
3	1	3:54.634	1:22.967	1:44.313	47.354	7	1	3:29.403	1:07.312	1:38.43	43.652
4	1	3:31.175	1:07.615	1:39.347	44.213						

221 Troy Sovicka (CZE) (CARAVAN CENTER Twingo Cup)

Theoretische Bestzeit: 3:16.578

Lap	D	Time	S1	S2	S3	Lap	D	Time	S1	S2	S3
1	1	4:19.708	1:46.572	1:47.446	45.690	5	1	3:18.686	1:04.008	1:32.65	42.025
2	1	3:48.731	1:13.084	1:45.647	50.000	6	1	4:17.977	1:23.074	2:04.920	49.983
3	1	3:53.794	1:23.548	1:43.918	46.328	7	1	3:28.953	1:02.33	1:34.136	52.487
4	1	3:19.254	1:04.740	1:32.919	41.595						

333 Luka Grm (SLO) (Twingo Cup)

Theoretische Bestzeit: 3:17.687

Lap	D	Time	S1	S2	S3	Lap	D	Time	S1	S2	S3
1	1	3:43.639	1:21.781	1:38.503	43.355	5	1	3:18.722	1:04.016	1:33.194	41.512
2	1	4:13.170	1:24.727	1:50.663	57.780	6	1	4:24.792	1:28.842	2:05.859	50.091
3	1	3:52.555	1:19.319	1:47.497	45.739	7	1	3:18.027	1:03.99	1:32.47	41.561
4	1	3:21.568	1:06.587	1:33.760	41.221						

427 Stefan Treneski (MKD) (RAVENOL Twingo Cup)

Theoretische Bestzeit: 3:17.937

Lap	D	Time	S1	S2	S3	Lap	D	Time	S1	S2	S3
1	1	3:44.140	1:22.442	1:39.408	42.290	5	1	3:28.403	1:04.384	1:41.717	42.302
2	1	4:12.973	1:24.986	1:50.291	57.696	6	1	4:19.262	1:23.881	2:04.516	50.865
3	1	3:52.750	1:19.668	1:47.417	45.665	7	1	3:19.511	1:03.38	1:34.245	41.882
4	1	3:20.281	1:05.728	1:32.93	41.614						

702 Jaka Miletic (SLO) (Twingo Cup)

Theoretische Bestzeit: 3:26.309

Lap	D	Time	S1	S2	S3	Lap	D	Time	S1	S2	S3
1	1	4:08.537	1:37.851	1:45.194	45.492	5	1	3:44.190	1:06.36	1:47.127	50.694
2	1	3:55.501	1:11.171	1:45.142	59.188	6	1	3:56.839	1:09.899	1:56.521	50.419
3	1	3:53.574	1:20.941	1:45.798	46.835	7	1	3:31.655	1:08.168	1:40.741	42.746
4	1	3:27.216	1:07.253	1:37.19	42.769						

703 Luka Flerin (SLO) (Twingo Cup)

Theoretische Bestzeit: 3:22.719

Lap	D	Time	S1	S2	S3	Lap	D	Time	S1	S2	S3
1	1	4:16.656	1:43.316	1:47.260	46.080	5	1	3:24.040	1:06.297	1:35.00	42.734
2	1	3:48.951	1:13.267	1:44.790	50.894	6	1	4:11.517	1:15.508	2:04.558	51.451
3	1	3:54.364	1:22.622	1:44.550	47.192	7	1	3:23.294	1:05.04	1:35.584	42.662
4	1	3:25.280	1:07.265	1:35.226	42.789						

704 Nik Stefancic (SLO) (RAVENOL Twingo Cup)

Theoretische Bestzeit: 3:16.077

Lap	D	Time	S1	S2	S3	Lap	D	Time	S1	S2	S3
1	1	3:47.589	1:25.303	1:38.301	43.985	5	1	3:17.620	1:04.393	1:31.361	41.866
2	1	4:11.289	1:25.513	1:47.540	58.236	6	1	4:26.841	1:31.161	2:06.265	49.415
3	1	3:52.100	1:20.010	1:46.669	45.421	7	1	3:16.077	1:03.75	1:31.06	41.259
4	1	3:17.924	1:04.484	1:32.036	41.404						

706 Giovanni Grasso (ITA) (Twingo Cup)

Theoretische Bestzeit: 3:19.235

Lap	D	Time	S1	S2	S3	Lap	D	Time	S1	S2	S3
1	1	3:42.705	1:20.067	1:39.331	43.307	5	1	3:20.616	1:03.980	1:34.666	41.970
2	1	4:13.457	1:24.612	1:51.168	57.677	6	1	4:22.148	1:26.049	2:05.318	50.781
3	1	3:52.748	1:19.283	1:47.723	45.742	7	1	3:22.234	1:03.72	1:34.12	44.386
4	1	3:24.651	1:07.427	1:35.837	41.387						

711 Oliver Gmuca (SVK) (RAVENOL Twingo Cup)

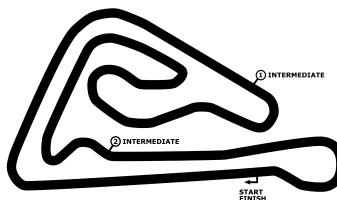
Theoretische Bestzeit: 3:20.028

Lap	D	Time	S1	S2	S3	Lap	D	Time	S1	S2	S3
1	1	3:48.064	1:26.221	1:38.025	43.818	5	1	3:32.092	1:03.968	1:44.258	43.866
2	1	4:11.143	1:25.586	1:47.615	57.942	6	1	4:11.674	1:16.312	2:04.495	50.867

Slovakia Ring, length 5922 m

06 - 08 June 2025

Twingo



Lap Analysis race 2, 08.06.2025

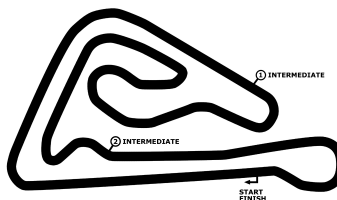
-Reg.No.: 250302/2025

Lap	D	Time	S1	S2	S3	Lap	D	Time	S1	S2	S3
3	1	3:52.896	1:20.095	1:46.994	45.807	7	1	3:20.028	1:03.357	1:35.026	41.651
4	1	3:23.482	1:05.272	1:36.002	42.208						

Slovakia Ring, length 5922 m

06 - 08 June 2025

Twingo



Lap Analysis race 2, 08.06.2025

-Reg.No.: 250302/2025

718 Nikola Jancic (SRB) (JANCIC Twingo Cup)

Theoretische Bestzeit: 3:18.259

Lap	D	Time	S1	S2	S3	Lap	D	Time	S1	S2	S3
1	1	4:19.188	1:45.966	1:47.531	45.691	5	1	3:23.326	1:06.128	1:34.884	42.314
2	1	3:48.553	1:13.113	1:45.669	49.771	6	1	4:11.078	1:15.276	2:04.827	50.975
3	1	3:54.387	1:23.684	1:43.851	46.852	7	1	3:18.259	1:03.386	1:33.356	41.520
4	1	3:23.553	1:05.984	1:35.682	41.887						

777 Taj Kovacic (SLO) (Twingo Cup)

Theoretische Bestzeit: 3:19.680

Lap	D	Time	S1	S2	S3	Lap	D	Time	S1	S2	S3
1	1	3:50.964	1:30.278	1:37.479	43.207	4	1	3:20.332	1:04.157	1:34.854	41.321
2	1	4:11.274	1:24.947	1:47.203	59.124	5	1	3:20.331	1:03.506	1:34.851	41.972
3	1	3:51.724	1:18.575	1:48.000	45.149	6	1	4:21.934	1:26.258	2:05.047	50.629