

Porsche Sports Cup Nürburgring

15. - 16. Juni 2024

Nürburgring / GP-Kurs, Länge 5137 m

Porsche Sprint Challenge GT4

PORSCHE

20 JAHRE SPORTS CUP DEUTSCHLAND

Sektoren / Lap by Lap Rennen 1

DMSB Reg.Nr. R14211/24

13 Ramon Rothhoff , Cayman GT4 Clubsport MR (982) / DEU

Theoretische Bestzeit: 2:08.13

Lap	Time	S1	S2	S3	Vmax	Lap	Time	S1	S2	S3	Vmax				
1	2:19.818	1:09.984	97	49.035	111	20.799	161	9	2:09.363	1:01.526	100	47.146	111	20.691	160
2	2:11.497	1:01.514	100	48.329	111	21.654	161	10	2:09.792	1:01.631	99	47.605	110	20.556	158
3	2:09.504	1:01.073	100	47.867	110	20.564	162	11	2:08.366	1:00.557	99	47.377	110	20.432	161
4	2:10.171	1:02.066	100	47.263	112	20.842	156	12	2:09.048	1:01.173	98	47.409	110	20.466	160
5	2:09.955	1:01.254	100	47.877	110	20.824	162	13	2:09.375	1:01.022	99	47.586	110	20.767	160
6	2:09.511	1:01.235	98	47.600	111	20.676	162	14	2:10.526	1:01.279	99	48.504	110	20.743	162
7	2:08.982	1:01.138	99	47.383	110	20.461	161	15	2:36.347	1:02.169	99	1:12.527	102	21.651	160
8	2:09.791	1:01.902	100	47.368	110	20.521	160								

19 Andreas Wagner , Cayman GT4 Clubsport (982) / DEU

Theoretische Bestzeit: 2:11.84

Lap	Time	S1	S2	S3	Vmax	Lap	Time	S1	S2	S3	Vmax				
1	2:26.601	1:14.342	89	50.556	110	21.703	161	9	2:12.812	1:02.086	100	49.011	110	21.715	161
2	2:13.649	1:02.894	100	49.333	111	21.422	160	10	2:12.555	1:02.077	100	48.804	111	21.674	161
3	2:12.472	1:01.866	100	49.053	110	21.550	160	11	2:12.836	1:02.153	100	49.268	110	21.415	160
4	2:13.222	1:01.891	100	49.780	110	21.551	159	12	2:12.454	1:02.210	99	48.843	110	21.401	160
5	2:12.458	1:02.097	100	49.189	110	21.172	161	13	2:13.666	1:02.782	100	49.463	111	21.421	160
6	2:12.699	1:01.920	100	49.134	110	21.645	159	14	2:13.538	1:02.358	100	49.279	110	21.901	160
7	2:14.374	1:01.998	100	50.562	109	21.814	160	15	2:13.947	1:02.621	100	49.674	110	21.652	161
8	2:13.687	1:02.316	100	49.136	111	22.235	160								

29 Jochen Kilb , Cayman GT4 RS Clubsport (982) / DEU

Theoretische Bestzeit: 2:05.60

Lap	Time	S1	S2	S3	Vmax	Lap	Time	S1	S2	S3	Vmax				
1	2:13.886	1:06.407	101	47.166		20.313	166	9	2:06.830	59.895	103	46.650		20.285	165
2	2:06.529	59.716	103	46.754		20.059	166	10	2:06.585	59.547	103	46.728		20.310	166
3	2:06.860	59.798	103	46.629		20.433	166	11	2:06.924	59.690	104	46.805		20.429	165
4	2:06.755	59.757	103	46.470		20.528	166	12	2:07.586	1:00.148	102	46.810		20.628	166
5	2:05.956	59.328	104	46.422		20.206	165	13	2:07.441	1:00.122	103	46.780		20.539	164
6	2:06.580	59.897	102	46.384		20.299	164	14	2:07.623	1:00.028	103	47.092		20.503	164
7	2:05.925	59.470	103	46.215		20.240	164	15	2:07.580	1:00.409	103	46.842		20.329	163
8	2:08.132	1:00.047	103	47.543		20.542	164								

30 Kai Lausberg , Cayman GT4 Clubsport (982) / DEU

Theoretische Bestzeit: 2:08.61

Lap	Time	S1	S2	S3	Vmax	Lap	Time	S1	S2	S3	Vmax				
1	2:21.329	1:10.886	96	49.292		21.151	161	9	2:09.936	1:01.445	100	47.846		20.645	161
2	2:10.857	1:01.422	92	48.235		21.200	161	10	2:09.990	1:01.298	100	48.194		20.498	161
3	2:10.935	1:02.349	98	47.954		20.632	162	11	2:09.587	1:00.989	101	47.960		20.638	163
4	2:08.960	1:00.896	100	47.464		20.600	160	12	2:10.039	1:01.303	100	48.084		20.652	162
5	2:15.898	1:07.916	100	47.533		20.449	163	13	2:09.398	1:01.181	101	47.724		20.493	162
6	2:10.522	1:01.624	98	48.003		20.895	160	14	2:09.591	1:01.086	100	48.110		20.395	162
7	2:09.176	1:01.257	101	47.324		20.595	162	15	2:10.951	1:01.141	101	48.785		21.025	161
8	2:09.346	1:01.138	101	47.617		20.591	162								

35 Luciano Schneider , Cayman GT4 Clubsport (982) / DEU

Theoretische Bestzeit: 2:06.60

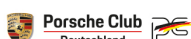
Lap	Time	S1	S2	S3	Vmax	Lap	Time	S1	S2	S3	Vmax				
1	2:13.113	1:06.033	101	46.933		20.147	163	9	2:07.981	1:00.226	103	47.170		20.585	164
2	2:06.766	59.732	102	46.760		20.274	162	10	2:08.856	1:00.996	102	47.546		20.314	164
3	2:07.139	59.841	101	46.935		20.363	163	11	2:08.396	1:00.481	102	47.576		20.339	163
4	2:07.623	1:00.520	102	46.776		20.327	163	12	2:07.732	1:00.221	102	47.204		20.307	164
5	2:08.590	1:01.199	103	46.953		20.438	163	13	2:09.047	1:00.283	103	48.282		20.482	164
6	2:07.484	1:00.158	102	47.072		20.254	164	14	2:09.075	1:01.509	102	47.291		20.275	164
7	2:08.611	1:00.948	102	46.830		20.833	164	15	2:08.701	1:01.020	101	47.413		20.268	164
8	2:07.590	1:00.656	102	46.724		20.210	163								



Datenservice und Zeitnahme:
wige SOLUTIONS GmbH & Co.KG, Meckenheim

Page 1

printed : 15.6.2024 - 14:46



Porsche Sports Cup Nürburgring

15. - 16. Juni 2024

Nürburgring / GP-Kurs, Länge 5137 m

Porsche Sprint Challenge GT4

Sektoren / Lap by Lap Rennen 1

PORSCHE

20 JAHRE SPORTS CUP DEUTSCHLAND

DMSB Reg.Nr. R14211/24

36 Louis Vitesse , Cayman GT4 RS Clubsport (982) / DEU

Theoretische Bestzeit: 2:09.76

Lap	Time	S1	S2	S3	Vmax	Lap	Time	S1	S2	S3	Vmax		
1	2:23.553	1:12.151	92	49.979	21.423	165	9	2:13.186	1:01.808	99	50.116	21.262	165
2	2:13.119	1:02.007	97	49.612	21.500	164	10	2:10.701	1:01.567	101	48.086	21.048	166
3	2:12.451	1:01.719	99	49.117	21.615	164	11	2:10.269	1:01.338	102	47.877	21.054	166
4	2:12.347	1:01.257	98	49.370	21.720	164	12	2:10.148	1:00.930	94	48.264	20.954	165
5	2:11.453	1:01.498	101	48.776	21.179	164	13	2:10.140	1:01.087	101	48.025	21.028	166
6	2:11.508	1:01.468	98	48.662	21.378	164	14	2:11.186	1:01.717	100	48.377	21.092	166
7	2:12.175	1:01.934	100	49.077	21.164	165	15	2:10.699	1:01.141	102	48.404	21.154	166
8	2:11.687	1:01.473	100	48.865	21.349	165							

42 Daniel Reiter , Cayman GT4 RS Clubsport (982) / DEU

Theoretische Bestzeit: 2:06.26

Lap	Time	S1	S2	S3	Vmax	Lap	Time	S1	S2	S3	Vmax				
1	2:16.644	1:08.106	98	47.568	112	20.970	166	9	2:07.707	59.815	102	47.162	113	20.730	167
2	2:07.885	1:00.688	103	46.951	112	20.246	166	10	2:09.114	1:01.420	103	47.212	112	20.482	167
3	2:07.959	1:00.864	102	46.681	112	20.414	168	11	2:08.304	1:00.269	100	47.555	113	20.480	166
4	2:06.730	59.963	103	46.499	113	20.268	167	12	2:07.803	1:00.332	102	46.965	114	20.506	167
5	2:06.692	59.926	103	46.462	113	20.304	168	13	2:08.146	1:00.283	103	47.441	112	20.422	168
6	2:06.341	59.710	103	46.333	113	20.298	168	14	2:08.816	1:01.434	103	46.844	113	20.538	166
7	2:07.690	59.907	103	47.559	113	20.224	168	15	2:09.864	1:01.692	101	47.766	113	20.406	167
8	2:07.519	1:00.512	103	46.672	113	20.335	168								

59 Norbert Kraft , Cayman GT4 Clubsport (982) / DEU

Theoretische Bestzeit: 2:09.30

Lap	Time	S1	S2	S3	Vmax	Lap	Time	S1	S2	S3	Vmax				
1	2:22.338	1:11.697	92	49.427	21.214	162	9	2:09.544	1:00.897	99	47.893	20.754	162		
2	2:10.260	1:01.517	101	47.836	20.907	162	10	2:10.043	1:01.194	100	48.025	20.824	161		
3	2:11.268	1:02.257	99	48.219	20.792	161	11	2:09.868	1:00.814	101	47.952	21.102	163		
4	2:10.473	1:01.241	100	47.881	21.351	160	12	2:09.569	1:00.949	101	47.905	20.715	162		
5	2:10.491	1:01.758	102	47.885	20.848	161	13	2:09.681	1:01.137	101	47.839	20.705	162		
6	2:10.844	1:01.132	101	48.433	21.279	162	14	2:09.455	1:00.815	101	47.989	20.651	163		
7	2:10.689	1:01.331	101	48.379	20.979	162	15	2:11.245	1:01.257	101	48.782	21.206	161		
8	2:10.223	1:01.100	100	48.193	20.930	161									

68 Jörg Kamper , Cayman GT4 Clubsport (982) / DEU

Theoretische Bestzeit: 2:08.61

Lap	Time	S1	S2	S3	Vmax	Lap	Time	S1	S2	S3	Vmax				
1	2:21.791	1:11.270	97	49.307	110	21.214	162	9	2:10.392	1:01.361	99	48.033	111	20.998	161
2	2:11.758	1:02.628	101	47.954	110	21.176	162	10	2:09.786	1:01.392	101	47.700	110	20.694	164
3	2:11.157	1:01.667	101	48.273	110	21.217	161	11	2:11.617	1:02.008	101	48.355	108	21.254	162
4	2:09.867	1:00.791	100	47.839	111	21.237	162	12	2:10.131	1:01.996	100	47.615	111	20.520	161
5	2:08.710	1:00.718	101	47.394	110	20.598	163	13	2:09.637	1:01.148	101	47.729	111	20.760	163
6	2:09.117	1:00.691	100	47.604	111	20.815	161	14	2:09.148	1:00.985	101	47.521	111	20.642	161
7	2:09.299	1:00.883	102	47.619	110	20.797	162	15	2:09.920	1:00.882	101	48.232	111	20.806	162
8	2:09.498	1:01.175	100	47.455	112	20.868	163								

74 Manolo , Cayman GT4 RS Clubsport (982) / DEU

Theoretische Bestzeit: 2:07.16

Lap	Time	S1	S2	S3	Vmax	Lap	Time	S1	S2	S3	Vmax				
1	2:16.369	1:07.793	99	47.656	20.920	167	9	2:07.668	1:00.099	103	46.984	20.585	167		
2	2:08.087	1:00.697	103	46.753	20.637	166	10	2:08.361	1:00.208	102	47.403	20.750	167		
3	2:08.766	1:01.412	103	46.867	20.487	168	11	2:08.470	1:00.469	103	47.113	20.888	167		
4	2:07.340	59.985	103	46.842	20.513	167	12	2:07.966	1:00.439	102	46.960	20.567	167		
5	2:07.795	1:00.096	103	47.013	20.686	168	13	2:08.625	1:00.334	103	47.547	20.744	167		
6	2:07.537	1:00.204	103	46.689	20.644	167	14	2:09.849	1:01.093	102	47.697	21.059	166		
7	2:07.951	1:00.260	102	47.019	20.672	167	15	2:10.977	1:01.432	100	48.062	21.483	165		
8	2:07.978	1:00.385	103	46.998	20.595	167									



Datenservice und Zeitnahme:
wige SOLUTIONS GmbH & Co.KG, Meckenheim

Page 2

printed : 15.6.2024 - 14:46



Porsche Sports Cup Nürburgring

15. - 16. Juni 2024

Nürburgring / GP-Kurs, Länge 5137 m

Porsche Sprint Challenge GT4

PORSCHE

20 JAHRE SPORTS CUP DEUTSCHLAND

Sektoren / Lap by Lap Rennen 1

DMSB Reg.Nr. R14211/24

78 Sascha Moczek , Cayman GT4 Clubsport (982) / DEU

Theoretische Bestzeit: 2:08.46

Lap	Time	S1	S2	S3	Vmax	Lap	Time	S1	S2	S3	Vmax				
1	2:20.301	1:10.043	93	49.254	109	21.004	161	9	2:10.395	1:01.223	98	47.854	110	21.318	159
2	2:11.258	1:01.469	96	48.040	109	21.749	161	10	2:09.894	1:01.081	99	47.681	109	21.132	161
3	2:11.236	1:02.612	99	47.756	109	20.868	161	11	2:11.366	1:01.867	100	48.419	108	21.080	160
4	2:10.073	1:01.848	100	47.489	109	20.736	161	12	2:09.685	1:01.215	99	47.979	109	20.491	159
5	2:09.373	1:01.234	100	47.306	109	20.833	160	13	2:09.412	1:01.014	100	47.633	109	20.765	161
6	2:09.217	1:01.046	98	47.601	110	20.570	160	14	2:08.958	1:00.711	100	47.677	109	20.569	161
7	2:09.202	1:01.255	100	47.453	109	20.494	161	15	2:09.358	1:00.861	100	48.051	109	20.446	161
8	2:10.238	1:01.762	97	47.510	110	20.966	161								

92 Sebastian Roth , Cayman GT4 RS Clubsport (982) / DEU

Theoretische Bestzeit: 2:06.33

Lap	Time	S1	S2	S3	Vmax	Lap	Time	S1	S2	S3	Vmax				
1	2:14.790	1:06.828	102	47.597		20.365	167	9	2:08.436	1:00.888	103	47.099		20.449	165
2	2:06.994	59.960	103	46.936		20.098	167	10	2:06.790	59.744	102	46.879		20.167	168
3	2:06.918	59.914	103	46.750		20.254	167	11	2:06.978	59.992	103	46.702		20.284	167
4	2:06.965	59.748	102	46.731		20.486	168	12	2:06.847	59.730	102	46.861		20.256	168
5	2:07.865	1:00.349	97	46.913		20.603	168	13	2:07.035	59.860	103	46.812		20.363	168
6	2:07.520	1:00.004	101	47.124		20.392	166	14	2:07.316	1:00.134	102	46.865		20.317	165
7	2:08.250	1:00.914	101	46.677		20.659	162	15	2:07.535	1:00.195	103	46.982		20.358	167
8	2:06.507	59.842	102	46.502		20.163	167								

96 Jan Nick , Cayman GT4 Clubsport (982) / DEU

Theoretische Bestzeit: 2:10.65

Lap	Time	S1	S2	S3	Vmax	Lap	Time	S1	S2	S3	Vmax				
1	2:24.644	1:13.561	91	49.594	110	21.489	161	9	2:12.864	1:01.760	100	49.808	110	21.296	161
2	2:13.441	1:03.152	99	49.188	110	21.101	158	10	2:10.859	1:01.551	100	48.256	111	21.045	158
3	2:12.316	1:02.263	99	49.046	110	21.007	161	11	2:12.621	1:01.851	100	49.800	110	20.970	160
4	2:11.748	1:01.842	100	48.474	110	21.432	158	12	2:11.419	1:01.901	100	48.492	111	21.026	160
5	2:11.837	1:01.999	100	48.705	110	21.133	161	13	2:11.875	1:01.598	100	49.111	109	21.166	161
6	2:11.074	1:01.831	100	48.228	110	21.015	161	14	2:13.127	1:02.395	100	49.350	110	21.382	161
7	2:12.704	1:02.357	100	48.696	110	21.651	159	15	2:13.056	1:02.622	100	49.221	110	21.213	160
8	2:11.284	1:01.778	101	48.122	111	21.384	161								

97 Arkadius Grycz , Cayman GT4 RS Clubsport (982) / POL

Theoretische Bestzeit: 2:06.24

Lap	Time	S1	S2	S3	Vmax	Lap	Time	S1	S2	S3	Vmax				
1	2:14.273	1:06.662	103	47.472	112	20.139	164	9	2:09.150	1:00.930	102	47.163	113	21.057	166
2	2:07.011	1:00.167	103	46.979	112	19.865	166	10	2:08.781	1:00.967	102	47.537	113	20.277	166
3	2:06.832	59.982	103	46.513	113	20.337	166	11	2:08.131	1:00.630	103	47.215	113	20.286	164
4	2:06.790	1:00.112	103	46.400	114	20.278	163	12	2:07.707	1:00.454	102	46.930	113	20.323	166
5	2:07.804	1:00.400	103	47.039	113	20.365	165	13	2:08.469	1:00.537	102	47.548	112	20.384	165
6	2:07.781	1:00.279	103	46.818	113	20.684	165	14	2:08.888	1:00.641	103	47.893	112	20.354	164
7	2:07.672	1:00.609	103	46.867	113	20.196	165	15	2:09.238	1:01.038	103	47.490	113	20.710	162
8	2:07.283	1:00.213	102	46.765	113	20.305	164								

101 Michael Sander , Cayman GT4 Clubsport (982) / DEU

Theoretische Bestzeit: 2:08.76

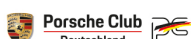
Lap	Time	S1	S2	S3	Vmax	Lap	Time	S1	S2	S3	Vmax				
1	2:18.420	1:09.001	101	48.488	109	20.931	160	9	2:09.619	1:01.224	100	47.723	110	20.672	159
2	2:11.068	1:01.820	101	47.704	110	21.544	159	10	2:09.482	1:01.185	101	47.675	109	20.622	161
3	2:11.084	1:02.309	98	47.879	110	20.896	161	11	2:08.943	1:00.771	101	47.509	110	20.658	161
4	2:10.218	1:01.489	101	47.672	110	21.057	156	12	2:09.216	1:00.811	100	47.662	110	20.743	160
5	2:09.900	1:01.158	101	47.825	106	20.917	161	13	2:08.898	1:00.805	100	47.545	111	20.548	161
6	2:09.433	1:01.211	100	47.621	109	20.601	161	14	2:10.313	1:00.836	101	48.737	110	20.740	159
7	2:09.133	1:01.130	101	47.438	109	20.565	161	15	2:10.508	1:01.436	101	47.988	109	21.084	161
8	2:10.502	1:02.455	101	47.472	111	20.575	161								



Datenservice und Zeitnahme:
wige SOLUTIONS GmbH & Co.KG, Meckenheim

Page 3

printed : 15.6.2024 - 14:46



Porsche Sports Cup Nürburgring

15. - 16. Juni 2024

Nürburgring / GP-Kurs, Länge 5137 m

Porsche Sprint Challenge GT4

Sektoren / Lap by Lap Rennen 1

PORSCHE

20 JAHRE SPORTS CUP DEUTSCHLAND

DMSB Reg.Nr. R14211/24

109 Lothar Schubert , Cayman GT4 Clubsport MR (982) / DEU

Theoretische Bestzeit: 2:08.60

Lap	Time	S1	S2	S3	Vmax	Lap	Time	S1	S2	S3	Vmax				
1	2:17.774	1:08.662	100	47.919	113	21.193	161	9	2:11.091	1:02.358	101	47.885	113	20.848	161
2	2:11.453	1:01.808	101	47.792	112	21.853	162	10	2:10.406	1:01.223	101	47.866	112	21.317	160
3	2:11.109	1:02.072	100	47.691	112	21.346	159	11	2:12.231	1:02.080	101	48.781	110	21.370	162
4	2:09.880	1:01.452	101	47.504	112	20.924	160	12	2:10.100	1:01.406	101	47.852	113	20.842	161
5	2:10.020	1:01.408	101	47.873	112	20.739	161	13	2:09.294	1:00.973	101	47.658	113	20.663	163
6	2:09.232	1:01.127	101	47.305	112	20.800	161	14	2:09.123	1:00.781	101	47.765	113	20.570	162
7	2:09.350	1:01.087	101	47.243	112	21.020	160	15	2:09.963	1:00.831	102	48.245	114	20.887	160
8	2:10.307	1:02.179	101	47.457	112	20.671	161								

110 Paul-Henry Schubert , Cayman GT4 RS Clubsport (982) / DEU

Theoretische Bestzeit: 2:05.72

Lap	Time	S1	S2	S3	Vmax	Lap	Time	S1	S2	S3	Vmax				
1	2:10.922	1:04.081	102	46.824	114	20.017	167	9	2:07.160	59.976	103	46.811	114	20.373	167
2	2:05.803	59.302	103	46.404	114	20.097	167	10	2:06.439	59.628	103	46.678	114	20.133	167
3	2:06.491	59.649	103	46.635	114	20.207	166	11	2:06.221	59.475	103	46.422	115	20.324	166
4	2:06.287	59.627	103	46.491	115	20.169	167	12	2:06.707	59.677	103	46.790	115	20.240	167
5	2:06.385	59.623	103	46.591	115	20.171	166	13	2:07.300	1:00.141	103	46.741	115	20.418	166
6	2:06.952	59.926	103	46.642	114	20.384	167	14	2:07.790	1:00.110	103	47.190	114	20.490	165
7	2:06.786	59.556	103	46.714	114	20.516	167	15	2:08.562	1:00.530	103	47.155	114	20.877	167
8	2:07.115	59.820	102	46.857	114	20.438	166								

127 Christoph Krombach , Cayman GT4 Clubsport MR (982) / DEU

Theoretische Bestzeit: 2:09.08

Lap	Time	S1	S2	S3	Vmax	Lap	Time	S1	S2	S3	Vmax				
1	2:20.614	1:10.457	98	49.150		21.007	159	9	2:10.065	1:01.209	101	47.963		20.893	161
2	2:11.216	1:01.882	99	48.063		21.271	160	10	2:09.956	1:01.209	100	47.882		20.865	160
3	2:10.608	1:02.129	100	47.637		20.842	160	11	2:09.595	1:01.256	101	47.644		20.695	161
4	2:09.505	1:01.085	101	47.580		20.840	158	12	2:09.678	1:01.185	100	47.786		20.707	161
5	2:09.870	1:01.325	100	47.730		20.815	160	13	2:09.854	1:01.211	100	47.867		20.776	161
6	2:09.351	1:01.214	101	47.543		20.594	161	14	2:10.028	1:01.529	100	47.826		20.673	161
7	2:09.122	1:01.011	101	47.582		20.521	161	15	2:09.908	1:01.203	100	47.877		20.828	162
8	2:10.388	1:01.835	101	47.684		20.869	161								

136 Torben Fischer , Cayman GT4 Clubsport (982) / DEU

Theoretische Bestzeit: 2:09.79

Lap	Time	S1	S2	S3	Vmax	Lap	Time	S1	S2	S3	Vmax				
1	2:24.075	1:13.116	89	49.554	109	21.405	162	9	2:12.112	1:01.758	99	49.473	110	20.881	162
2	2:13.200	1:02.519	99	49.202	109	21.479	161	10	2:10.643	1:01.343	101	48.078	109	21.222	162
3	2:12.518	1:02.591	100	48.538	109	21.389	161	11	2:10.213	1:01.507	101	47.837	109	20.869	164
4	2:11.879	1:01.671	100	48.442	109	21.766	161	12	2:10.362	1:01.581	100	47.805	110	20.976	162
5	2:11.862	1:01.735	100	48.905	109	21.222	162	13	2:09.798	1:01.171	101	47.749	110	20.870	163
6	2:11.215	1:01.694	100	48.072	110	21.449	161	14	2:10.281	1:01.419	101	47.835	110	21.027	164
7	2:12.687	1:02.062	101	48.928	109	21.697	163	15	2:11.209	1:01.778	100	48.397	110	21.034	164
8	2:11.169	1:01.563	101	48.145	110	21.461	163								

143 Niklas Kalus , Cayman GT4 RS Clubsport (982) / DEU

Theoretische Bestzeit: 2:04.49

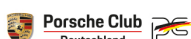
Lap	Time	S1	S2	S3	Vmax	Lap	Time	S1	S2	S3	Vmax				
1	2:08.115	1:02.439	103	46.009	113	19.667	169	9	2:06.580	59.616	103	46.870	113	20.094	167
2	2:04.633	58.915	104	46.032	113	19.686	168	10	2:06.811	59.961	101	46.677	113	20.173	168
3	2:04.796	58.818	104	46.141	113	19.837	168	11	2:06.221	59.479	104	46.608	114	20.134	168
4	2:05.343	59.098	104	46.138	114	20.107	168	12	2:05.591	59.398	104	46.262	113	19.931	169
5	2:05.295	59.058	104	46.273	114	19.964	168	13	2:06.296	59.565	104	46.577	114	20.154	169
6	2:05.838	59.402	104	46.505	114	19.931	169	14	2:06.771	59.873	103	46.873	114	20.025	168
7	2:05.347	59.157	104	46.259	113	19.931	169	15	2:07.366	59.719	104	46.678	114	20.969	150
8	2:06.572	59.877	104	46.700	113	19.995	168								



Datenservice und Zeitnahme:
wige SOLUTIONS GmbH & Co.KG, Meckenheim

Page 4

printed : 15.6.2024 - 14:46



Porsche Sports Cup Nürburgring

15. - 16. Juni 2024

Nürburgring / GP-Kurs, Länge 5137 m

Porsche Sprint Challenge GT4

Sektoren / Lap by Lap Rennen 1

PORSCHE

20 JAHRE SPORTS CUP DEUTSCHLAND

DMSB Reg.Nr. R14211/24

173 Wojciech Karwan , Cayman GT4 RS Clubsport (982) / POL

Theoretische Bestzeit: 2:05.79

Lap	Time	S1	S2	S3	Vmax	Lap	Time	S1	S2	S3	Vmax				
1	2:19.101	1:09.463	94	48.657	112	20.981	167	9	2:08.085	59.705	104	47.690	112	20.690	167
2	2:10.465	1:01.507	102	47.738	113	21.220	166	10	2:08.111	1:00.259	103	47.298	113	20.554	166
3	2:10.330	1:01.926	92	47.658	111	20.746	166	11	2:08.638	1:00.413	102	47.788	113	20.437	167
4	2:06.224	59.752	103	46.156	113	20.316	165	12	2:09.196	1:00.643	101	47.878	114	20.675	167
5	2:07.498	59.519	104	46.340	113	21.639	165	13	2:08.844	1:00.399	102	47.991	113	20.454	165
6	2:06.855	59.916	103	46.822	112	20.117	166	14	2:09.386	1:00.868	99	47.842	113	20.676	166
7	2:07.241	59.732	103	46.723	113	20.786	164	15	2:09.580	1:00.545	99	48.405	113	20.630	164
8	2:06.987	1:00.194	104	46.675	113	20.118	166								

203 Rüdiger Bambach , Cayman GT4 Clubsport (982) / DEU

Theoretische Bestzeit: 2:15.12

Lap	Time	S1	S2	S3	Vmax	Lap	Time	S1	S2	S3	Vmax			
1	2:31.948	1:15.783	88	53.096	112	23.069	157	8	2:15.375	1:03.657	100	50.025	21.693	159
2	2:19.154	1:04.763	99	51.687	113	22.704	158	9	2:15.503	1:03.727	100	49.771	22.005	159
3	2:20.456	1:05.163	99	52.467	113	22.826	157	10	2:17.731	1:03.728	100	51.632	22.371	158
4	2:18.663	1:04.701	99	51.428	113	22.534	157	11	2:19.718	1:04.864	99	52.170	22.684	152
5	2:17.219	1:03.961	100	50.971	113	22.287	158	12	2:30.298	1:08.282	90	56.958	25.058	155
6	2:16.085	1:03.698	100	50.406	113	21.981	158	13	2:23.334	1:06.910	97	52.986	23.438	157
7	2:16.783	1:04.220	100	50.542	113	22.021	158	14	2:29.559	1:08.905	57	56.962	23.692	156

222 Desiree Müller , Cayman GT4 RS Clubsport (982) / DEU

Theoretische Bestzeit: 2:06.73

Lap	Time	S1	S2	S3	Vmax	Lap	Time	S1	S2	S3	Vmax				
1	2:18.527	1:09.179	98	48.573	112	20.775	166	9	2:08.191	1:00.114	103	47.463	112	20.614	165
2	2:10.068	1:01.205	102	47.761	111	21.102	166	10	2:08.068	1:00.284	102	47.274	112	20.510	167
3	2:07.876	1:00.505	103	46.891	112	20.480	168	11	2:08.759	1:00.883	103	47.323	112	20.553	167
4	2:07.276	1:00.189	103	46.857	113	20.230	169	12	2:09.081	1:00.961	102	47.600	113	20.520	168
5	2:07.139	59.763	104	46.935	112	20.441	168	13	2:09.027	1:00.639	103	47.537	113	20.851	165
6	2:07.643	1:00.053	103	47.056	112	20.534	168	14	2:09.277	1:01.038	102	47.579	113	20.660	168
7	2:07.382	1:00.222	103	46.737	112	20.423	169	15	2:09.866	1:00.944	104	48.089	112	20.833	166
8	2:08.079	1:00.308	103	47.328	112	20.443	169								

224 Marc Lorbeer , Cayman GT4 Clubsport (982) / DEU

Theoretische Bestzeit: 2:10.76

Lap	Time	S1	S2	S3	Vmax	Lap	Time	S1	S2	S3	Vmax				
1	2:25.434	1:13.994	89	49.658	108	21.782	161	9	2:13.021	1:02.491	101	48.646	109	21.884	157
2	2:13.379	1:03.013	101	48.844	109	21.522	161	10	2:11.365	1:01.641	100	48.493	110	21.227	162
3	2:12.167	1:02.282	101	48.576	109	21.309	162	11	2:12.224	1:02.283	99	48.738	109	21.203	160
4	2:11.718	1:02.183	101	48.416	110	21.119	161	12	2:12.780	1:02.803	100	48.747	110	21.230	161
5	2:11.813	1:01.945	101	48.492	108	21.376	162	13	2:14.078	1:03.792	100	48.945	109	21.341	160
6	2:11.567	1:01.980	101	48.037	110	21.550	161	14	2:14.817	1:03.844	100	49.439	109	21.534	162
7	2:12.009	1:01.837	101	48.413	109	21.759	160	15	2:17.037	1:04.326	100	49.950	107	22.761	159
8	2:11.662	1:02.022	101	48.561	110	21.079	163								

313 Marcin Karczewski , Cayman GT4 Clubsport (982) / POL

Theoretische Bestzeit: 2:11.29

Lap	Time	S1	S2	S3	Vmax	Lap	Time	S1	S2	S3	Vmax				
1	2:27.785	1:14.720	90	51.245	109	21.820	159	9	2:12.741	1:02.129	101	49.037	110	21.575	164
2	2:14.099	1:02.659	100	49.954	109	21.486	163	10	2:13.336	1:02.364	101	49.574	110	21.398	158
3	2:13.218	1:02.408	101	49.287	109	21.523	164	11	2:11.999	1:01.925	101	48.755	109	21.319	164
4	2:12.330	1:01.602	101	49.199	110	21.529	163	12	2:13.443	1:02.243	100	48.708	110	22.492	161
5	2:11.507	1:01.387	100	48.892	110	21.228	160	13	2:12.928	1:02.041	100	49.386	111	21.501	161
6	2:12.759	1:02.576	101	48.984	110	21.199	164	14	2:13.876	1:02.401	101	49.864	110	21.611	161
7	2:14.046	1:02.449	100	49.862	109	21.735	163	15	2:13.343	1:02.293	100	49.413	110	21.637	162
8	2:13.905	1:02.649	101	49.788	110	21.468	163								



Datenservice und Zeitnahme:
wige SOLUTIONS GmbH & Co.KG, Meckenheim

Page 5

printed : 15.6.2024 - 14:46

