

# Porsche Sports Cup Red Bull Ring

13. - 14. Juli 2024

Red Bull Ring, Länge 4318 m

## Porsche Sprint Challenge GT3

Sektoren / Lap by Lap Freies Training

# PORSCHE

## 20 JAHRE SPORTS CUP DEUTSCHLAND

DMSB Reg.Nr. CR 10/2024

### 7 Tomasz Magdziarz , 911 GT3 Cup (992) / POL

Theoretische Bestzeit: 1:34.28

Lap	Time	S1	S2	S3	Lap	Time	S1	S2	S3								
1	6:25.597	4:55.492	113	54.859	116	35.246	191			8	1:35.349	24.052	232	41.840	157	29.457	200
2	1:41.734	26.418	214	44.632	141	30.684	196			9	1:35.473	23.714	233	42.057	151	29.702	201
3	1:36.811	24.129	231	42.749	149		198			10	<b>1:34.311</b>	<b>23.552</b>	233	<b>41.600</b>	156	29.159	<b>203</b>
4	2:02.704	24.123	185	50.294	119					11	1:34.703	23.594	234	41.975	153	<b>29.134</b>	202
5	4:57.468	3:45.232	223	42.529	144	29.707	198			12	1:34.569	23.621	232	41.814	157	29.134	201
6	1:36.188	23.951	231	41.990	153		198			13	1:34.770	23.562	232	42.030	149	29.178	201
7	1:35.092	23.842	232	41.972	154	29.278	199			14	1:35.568	23.737	<b>235</b>	41.947	139	29.884	201

### 11 Steve Caroli , 911 GT3 Cup (992) / DEU

Theoretische Bestzeit: 1:34.32

Lap	Time	S1	S2	S3	Lap	Time	S1	S2	S3								
1	6:53.197	5:20.786	139	58.994	126	33.417	190			7	1:34.748	23.922	230	41.504	155	29.322	<b>199</b>
2	1:38.818	25.009	227	43.305	142	30.504	196			8	1:34.566	23.909	230	<b>41.170</b>	<b>159</b>	29.487	198
3	1:52.740	24.104	229	52.468	149	36.168	197			9	1:35.287	<b>23.835</b>	<b>231</b>	41.533	152	29.919	197
4	2:14.739	29.323	140	1:00.814	119					10	<b>1:34.535</b>	23.841	230	41.376	155	<b>29.318</b>	198
5	6:42.642	5:28.127	191	43.630	142	30.885	197			11	1:36.268	24.755	188	42.018	150		198
6	1:35.598	24.059	229	41.893	156	29.646	197			12	1:34.792	23.846	230	41.404	156	29.542	198

### 15 Max Schlichenmeier , 911 GT3 Cup (991 Gen. II) / DEU

Theoretische Bestzeit: 1:33.64

Lap	Time	S1	S2	S3	Lap	Time	S1	S2	S3								
1	5:40.825									8	1:35.318	23.734	<b>234</b>	42.041	148	29.543	201
2	1:38.051	24.385	230	43.881	145	29.785	199			9	1:34.378	23.851	232	41.538	<b>159</b>		<b>202</b>
3	1:35.934	23.719	232	42.816	154	29.399	197			10	1:34.789	24.105	233	41.661	158	29.023	202
4	1:35.135	23.712	232	42.133	156	29.290	200			11	<b>1:33.776</b>	23.490	232	<b>41.504</b>	158	<b>28.782</b>	202
5	3:13.210	48.059	71	1:22.918	81					12	1:34.506	<b>23.360</b>	234	41.745	152		185
6	4:04.614	2:44.339	157	45.723	147	34.552	193			13	1:34.843	24.256	233	41.593	154	28.994	201
7	1:40.173	26.023	188	44.080	147	30.070	198			14	1:43.490	23.404	234	44.490	149		

### 22 Alex Hardt , 911 GT3 Cup (992) / DEU

Theoretische Bestzeit: 1:32.63

Lap	Time	S1	S2	S3	Lap	Time	S1	S2	S3								
1	2:50.019	1:06.969	125	59.562	114	43.488	120			8	1:37.015	23.940	231	41.835	145	31.240	202
2	2:09.664	36.229	144	57.413	95	36.022	154			9	1:33.861	23.524	<b>233</b>	41.563	158	28.774	202
3	2:05.350	32.822	156	55.759	88	36.769	187			10	1:33.196	23.371	233	41.078	159	28.747	201
4	1:59.901	31.073	172	52.272	135	36.556	185			11	1:36.557	23.354	233	41.027	157	32.176	<b>203</b>
5	2:09.747	32.206	178	49.544	136					12	1:32.823	23.387	233	40.934	159	28.502	203
6	6:30.264	4:54.846	116	56.978	127	38.440	183			13	<b>1:32.633</b>	<b>23.329</b>	231	<b>40.849</b>	<b>160</b>	<b>28.455</b>	203
7	1:39.504	25.702	222	43.807	149	29.995	198			14	1:33.050	23.380	232	41.060	158		202

### 24 Michal Perel , 911 GT3 Cup (992) / POL

Theoretische Bestzeit: 1:34.29

Lap	Time	S1	S2	S3	Lap	Time	S1	S2	S3								
1	3:49.466	2:04.827	108	59.678	112	44.961	97			9	1:35.181	23.835	232	41.954	<b>159</b>	29.392	<b>200</b>
2	1:54.966	37.159	152	46.244	131		197			10	1:34.788	23.654	232	41.707	153	29.427	199
3	1:38.205	24.764	227	43.153	141		199			11	1:35.256	23.907	231	<b>41.400</b>	154		199
4	1:37.120	24.255	231	42.812	145	30.053	198			12	1:34.723	23.674	<b>233</b>	41.574	154	29.475	200
5	1:35.970	23.965	232	42.152	144		176			13	1:35.110	23.607	233	42.044	153	29.459	200
6	3:11.157	43.243	71	1:23.300	79					14	1:34.635	23.679	232	41.611	155	<b>29.345</b>	200
7	4:35.283	3:22.266	200	42.917	152		198			15	<b>1:34.433</b>	<b>23.550</b>	233	41.514	152	29.369	200
8	1:35.423	23.916	231	41.778	152	29.729	196										

### 25 Etienne Ploenes , 911 GT3 Cup (992) / DEU

Theoretische Bestzeit: 1:34.03

Lap	Time	S1	S2	S3	Lap	Time	S1	S2	S3								
1	3:58.684	2:32.758	153	51.627	123	34.299	187			8	1:35.294	23.751	231	41.837	156	29.706	195
2	1:49.804	28.089	172	49.412	121	32.303	194			9	1:34.666	23.717	232	41.812	<b>158</b>	29.137	<b>201</b>
3	1:44.372	25.199	204	46.108	127	33.065	198			10	1:34.253	23.476	232	41.660	158	29.117	201
4	1:39.394	24.203	231	43.783	135	31.408	154			11	1:34.434	<b>23.431</b>	<b>234</b>	41.840	157	29.163	200
5	2:14.152	30.883	134	48.799	142					12	<b>1:34.153</b>	23.550	232	<b>41.628</b>	157	<b>28.975</b>	201



Datenservice und Zeitnahme:  
wige SOLUTIONS GmbH & Co.KG, Meckenheim

Page 1

printed : 13.7.2024 - 9:43



# Porsche Sports Cup Red Bull Ring

13. - 14. Juli 2024

Red Bull Ring, Länge 4318 m

## Porsche Sprint Challenge GT3

### Sektoren / Lap by Lap Freies Training

**PORSCHE**

**20 JAHRE  
SPORTS CUP  
DEUTSCHLAND**

**DMSB** Reg.Nr. CR 10/2024

Lap	Time	S1	S2	S3	Lap	Time	S1	S2	S3			
6	5:34.678	4:21.115	186	43.712	152	29.851	197					
7	1:35.827	23.920	230	42.315	150	29.592	198					
					13	1:40.280	23.492	233	45.780	111	31.008	198
					14	1:41.456	23.707	232	41.815	152		



Datenservice und Zeitnahme:  
wige SOLUTIONS GmbH & Co.KG, Meckenheim



# Porsche Sports Cup Red Bull Ring

13. - 14. Juli 2024

Red Bull Ring, Länge 4318 m

## Porsche Sprint Challenge GT3

# PORSCHE

## 20 JAHRE SPORTS CUP DEUTSCHLAND

### Sektoren / Lap by Lap Freies Training

DMSB Reg.Nr. CR 10/2024

#### 33 Stefan Rehkopf , 911 GT3 Cup (992) / DEU

Theoretische Bestzeit: 1:33.35

Lap	Time	S1	S2	S3	Lap	Time	S1	S2	S3
1	2:29.799	58.485	152	56.214	113	35.100	173		
2	1:43.496	26.286	221	45.627	136	31.583	196		
3	1:39.543	24.376	226	44.163	138	31.004	198		
4	1:38.437	24.347	228	43.190	139	30.900	198		
5	1:42.599	24.066	230	41.732	158				
6	7:44.893	6:27.486	173	45.237	146	32.170	193		
7	1:36.519	24.474	226	42.372	162	29.673	199		
8	1:35.737	24.022	229	41.592	162	30.123	200		
9	1:34.091	23.662	231	41.155	159	29.274	200		
10	1:34.357	23.745	231	41.337	158	29.275	199		
11	1:34.081	23.768	231	41.182	164	29.131	200		
12	1:33.830	23.695	231	41.055	160	29.080	200		
13	1:33.927	23.706	231	41.132	165	29.089	200		
14	<b>1:33.433</b>	23.563	231	<b>40.994</b>	158	<b>28.876</b>	<b>201</b>		
15	1:34.266	<b>23.481</b>	<b>232</b>	41.601	144	29.184	200		

#### 44 André Fischer , 911 GT3 Cup (992) / DEU

Theoretische Bestzeit: 1:35.36

Lap	Time	S1	S2	S3	Lap	Time	S1	S2	S3
1	4:21.446	2:28.774	104	1:09.012	94	43.660	152		
2	2:06.834	35.184	105	56.244	110	35.406	193		
3	1:43.488	25.451	198	46.350	125	31.687	196		
4	1:40.404	24.969	224	44.027	133	31.408	196		
5	2:25.737	24.318	223	57.661	81				
6	5:23.575	3:57.338	153	51.878	119	34.359	192		
7	1:40.291	24.998	197	44.319	131	30.974	193		
8	1:38.141	24.819	228	42.984	138	30.338	199		
9	1:37.155	24.266	231	42.847	141	30.042	199		
10	1:38.834	25.911	230	43.174	145		199		
11	1:36.505	24.157	<b>232</b>	42.376	142	29.972	<b>200</b>		
12	1:35.809	23.883	231	42.155	144	29.771	200		
13	<b>1:35.538</b>	23.964	231	<b>41.885</b>	147	<b>29.689</b>	200		
14	1:35.562	<b>23.789</b>	232	42.026	<b>149</b>	29.747	199		

#### 46 Josef Hrdlicka , 911 GT3 Cup (992) / CZE

Theoretische Bestzeit: 1:35.55

Lap	Time	S1	S2	S3	Lap	Time	S1	S2	S3
1	3:52.906	2:06.827	93	1:00.062	99	46.017	84		
2	1:58.871	35.561	156	49.843	111	33.467	193		
3	1:42.571	24.815	226	46.117	133	31.639	198		
4	1:38.603	24.085	231	43.892	143	30.626	197		
5	1:49.295	24.109	230	42.691	144				
6	6:36.303	5:12.035	154	51.217	121	33.051	196		
7	1:38.546	24.660	229	42.962	141	30.924	198		
8	1:37.205	24.423	229	42.362	144		198		
9	<b>1:35.941</b>	23.746	232	42.292	147	29.903	<b>200</b>		
10	1:35.981	<b>23.709</b>	232	42.222	143	30.050	200		
11	1:37.602	23.715	232	<b>42.063</b>	146	31.824	199		
12	1:37.442	23.737	232	43.547	145	30.158	198		
13	1:37.311	24.748	<b>233</b>	42.778	<b>150</b>	<b>29.785</b>	197		
14	1:35.964	23.940	233	42.186	147		199		

#### 55 Marc Bartels , 911 GT3 Cup (992) / DEU

Theoretische Bestzeit: 1:33.18

Lap	Time	S1	S2	S3	Lap	Time	S1	S2	S3
1	3:30.236	1:54.353	115	1:00.305	127	35.578	192		
2	1:39.122	24.460	202	44.139	130	30.523	197		
3	1:36.014	24.087	230	42.557	159	29.370	201		
4	1:36.182	23.706	232	42.611	147	29.865	200		
5	1:34.255	23.590	232	41.412	153		<b>202</b>		
6	2:23.510	23.466	231	55.487	78				
7	5:49.702	4:23.540	111	47.352	153	38.810	201		
8	1:43.998	24.896	100	48.695	156	30.407	199		
9	1:33.962	23.615	231	41.219	<b>164</b>	29.128	201		
10	1:38.472	23.549	<b>233</b>	41.744	150	33.179	201		
11	1:33.900	23.522	232	41.163	163	29.215	200		
12	<b>1:33.472</b>	23.545	232	41.212	163	<b>28.715</b>	202		
13	1:33.692	23.583	232	<b>41.091</b>	162	29.018	201		
14	1:35.393	23.565	232	41.411	156		202		
15	1:33.565	<b>23.383</b>	233	41.241	161	28.941	201		

#### 56 Alexandra Vateva , 911 GT3 Cup (992) / BUL

Theoretische Bestzeit: 1:34.49

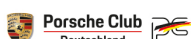
Lap	Time	S1	S2	S3	Lap	Time	S1	S2	S3
1	2:36.765	58.467	108	59.988	114	38.310	121		
2	2:02.994	35.623	139	52.805	117	34.566	192		
3	1:55.203	25.566	206	56.169	122	33.468	196		
4	1:56.224	24.289	220	55.809	109	36.126	197		
5	1:37.680	24.280	226	43.276	142	30.124	198		
6	2:23.705	24.195	226	1:02.954	95				
7	5:48.082	4:07.634	117	1:02.564	92	37.884	146		
8	1:51.824	30.109	186	48.294	141	33.421	140		
9	1:44.038	28.601	196	45.374	144	30.063	200		
10	1:35.382	23.840	<b>231</b>	42.287	153	29.255	201		
11	1:35.184	23.903	231	42.143	152	29.138	201		
12	<b>1:34.984</b>	23.836	231	42.195	153	28.953	201		
13	1:35.198	<b>23.816</b>	231	42.468	152	<b>28.914</b>	<b>202</b>		
14	1:36.702	23.974	230	<b>41.769</b>	<b>155</b>	194			
15	1:37.494	24.133	231	43.660	149	29.701	199		



Datenservice und Zeitnahme:  
wige SOLUTIONS GmbH & Co.KG, Meckenheim

Page 3

printed : 13.7.2024 - 9:43



# Porsche Sports Cup Red Bull Ring

13. - 14. Juli 2024

Red Bull Ring, Länge 4318 m

## Porsche Sprint Challenge GT3

# PORSCHE

## 20 JAHRE SPORTS CUP DEUTSCHLAND

### Sektoren / Lap by Lap Freies Training

DMSB Reg.Nr. CR 10/2024

#### 69 Mariusz Górecki , 911 GT3 Cup (992) / POL

Theoretische Bestzeit: 1:33.62

Lap	Time	S1	S2	S3	Lap	Time	S1	S2	S3
1	6:08.876	4:38.846	139	54.296	124	35.734	153		
2	1:45.753	27.669	179	47.204	144	30.880	197		
3	1:35.877	24.060	231	42.160	158	29.657	198		
4	1:59.686	23.777	217	44.383	106				
5	6:05.240	4:32.070	125	54.862	130	38.308	146		
6	2:08.997	30.982	149	55.382	56	42.633	197		
7	1:41.700	24.196	228	46.213	137	31.291	197		
8	1:35.295	23.865	230	42.060	158				
9	1:34.536	23.868	230	41.437	159	29.231	201		
10	1:34.277	23.689	232	41.397	154	29.191	200		
11	1:34.231	23.608	232	41.364	156	29.259	199		
12	1:34.071	<b>23.507</b>	232	41.575	154	28.989	<b>202</b>		
13	<b>1:33.661</b>	23.540	<b>233</b>	<b>41.191</b>	147	<b>28.930</b>	202		

#### 72 Tom Nittel , 911 GT3 Cup (992) / DEU

Theoretische Bestzeit: 1:32.95

Lap	Time	S1	S2	S3	Lap	Time	S1	S2	S3
1	2:35.017	51.659	96	1:01.132	122	42.226	114		
2	2:03.674	36.799	141	51.637	138	35.238	161		
3	1:54.622	25.932	219	56.234	119	32.456	198		
4	1:56.876	23.934	223	57.254	112	35.688	198		
5	1:35.274	23.820	231	41.725	157	29.729	197		
6	2:25.236	23.718	223	58.965	94				
7	5:49.476	4:16.973	101	55.792	103	36.711	134		
8	1:50.573	29.765	193	47.802	150	33.006	146		
9	1:43.894	29.639	192	44.017	155	30.238	201		
10	1:33.209	23.637	231	40.815	<b>169</b>	<b>28.757</b>	201		
11	1:33.149	23.556	232	40.783	165	28.810	201		
12	1:33.105	23.717	232	40.738	165	<b>202</b>			
13	<b>1:32.971</b>	<b>23.483</b>	<b>233</b>	40.720	166	28.768	201		
14	1:33.186	23.722	231	<b>40.712</b>	167	202			
15	1:39.938	24.385	228	40.798	167				

#### 75 Friedel Bleifuss , 911 GT3 R (991 Gen.I) / DEU

Theoretische Bestzeit: 1:33.68

Lap	Time	S1	S2	S3	Lap	Time	S1	S2	S3
1	5:59.833	4:30.594	148	53.806	103	35.433	194		
2	1:40.375	25.135	227	44.140	143	31.100	197		
3	1:44.648	24.854	231	42.808	153				
4	7:33.172	6:19.187	206	43.191	151	30.794	196		
5	1:36.406	24.543	229	41.938	162	29.925	198		
6	1:35.610	24.169	230	41.677	158	29.764	198		
7	1:34.579	24.046	230	<b>40.903</b>	168	29.630	199		
8	1:34.426	23.712	230	41.317	161	29.397	<b>200</b>		
9	1:40.460	23.822	231	42.320	168				
10	3:18.855	2:07.814	226	41.583	162		199		
11	1:37.259	<b>23.633</b>	<b>232</b>	41.366	159	32.260	200		
12	<b>1:34.120</b>	23.837	231	41.130	<b>169</b>	<b>29.153</b>	200		

#### 77 Tom de Wit , 911 GT3 Cup (992) / DEU

Theoretische Bestzeit: 1:33.95

Lap	Time	S1	S2	S3	Lap	Time	S1	S2	S3
1	2:44.567	57.956	110	1:05.239	86	41.372	140		
2	1:57.304	36.013	174	47.837	128	33.454	192		
3	1:44.528	25.711	198	46.429	129	32.388	197		
4	1:38.129	24.734	228	43.176	142	30.219	197		
5	1:35.849	24.034	230	42.192	139	29.623	199		
6	2:00.792	25.368	125	48.601	103				
7	6:04.498	4:38.659	188	50.263	132	35.576	173		
8	1:40.231	26.054	206	43.659	152	30.518	198		
9	1:36.332	23.820	230	41.865	149	30.647	199		
10	1:35.027	23.663	<b>232</b>	41.525	158	29.839	200		
11	1:35.587	24.516	229	41.975	154	29.096	201		
12	1:34.468	23.633	232	41.547	154	29.288	200		
13	1:34.173	<b>23.595</b>	232	41.398	<b>161</b>	29.180	201		
14	1:34.915	24.061	232	41.689	149	29.165	<b>202</b>		
15	<b>1:34.144</b>	23.785	231	<b>41.383</b>	149	<b>28.976</b>	201		

#### 79 Janusz Szymanski , 911 GT3 Cup (992) / POL

Theoretische Bestzeit: 1:34.42

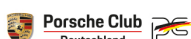
Lap	Time	S1	S2	S3	Lap	Time	S1	S2	S3
1	3:55.385	2:14.071	132	59.289	100	42.025	145		
2	2:03.522	33.996	147	53.300	118	36.226	194		
3	1:40.899	25.096	230	44.585	135	31.218	196		
4	1:41.740	24.695	232	42.812	143	34.233	195		
5	1:57.842	24.346	232	42.724	142				
6	6:43.898	5:27.690	180	44.332	147	31.876	196		
7	1:37.099	24.519	230	42.594	149	29.986	198		
8	1:37.799	25.702	228	42.439	151	29.658	199		
9	1:35.426	24.047	231	41.863	149	29.516	199		
10	1:34.986	23.887	231	41.690	152	29.409	200		
11	<b>1:34.607</b>	23.704	<b>233</b>	41.639	<b>154</b>	<b>29.264</b>	<b>201</b>		
12	1:34.811	<b>23.665</b>	233	<b>41.497</b>	151	200			
13	1:37.626	24.145	233	42.260	130	31.221	199		
14	1:35.345	23.891	232	41.864	151	29.590	198		



Datenservice und Zeitnahme:  
wige SOLUTIONS GmbH & Co.KG, Meckenheim

Page 4

printed : 13.7.2024 - 9:43



# Porsche Sports Cup Red Bull Ring

13. - 14. Juli 2024

Red Bull Ring, Länge 4318 m

## Porsche Sprint Challenge GT3

# PORSCHE

## 20 JAHRE SPORTS CUP DEUTSCHLAND

### Sektoren / Lap by Lap Freies Training

DMSB Reg.Nr. CR 10/2024

#### 80 Michel Arfman , 911 GT3 Cup (992) / NED

Theoretische Bestzeit: 1:34.68

Lap	Time	S1	S2	S3	Lap	Time	S1	S2	S3
1	4:09.728	2:38.986	158	55.982	118	34.760	144		
2	1:47.538	27.899	184	46.575	126		196		
3	1:40.179	24.804	226	43.723	149	31.652	198		
4	1:36.593	24.077	<b>232</b>	42.724	141	29.792	200		
5	1:54.436	24.327	225	42.937	146				
6	6:37.734	5:12.027	170	50.668	113	35.039	170		
7	1:40.300	26.253	189	43.924	148		198		
8	1:36.575	24.160	229	42.599	150	29.816	199		
9	1:36.357	24.347	194	42.548	156		200		
10	1:35.541	23.713	229	42.378	155		<b>201</b>		
11	<b>1:34.992</b>	23.625	231	42.104	152	<b>29.263</b>	199		
12	1:35.315	23.664	231	41.973	152		193		
13	1:34.964	23.863	231	<b>41.948</b>	154		200		
14	1:35.431	<b>23.477</b>	232	42.221	<b>157</b>		200		

#### 87 Georg Bernsteiner , 911 GT3 Cup (992) / DEU

Theoretische Bestzeit: 1:35.14

Lap	Time	S1	S2	S3	Lap	Time	S1	S2	S3
1	3:17.779	1:42.536	126	59.914	112	35.329	190		
2	1:47.807	26.585	186	48.327	121	32.895	197		
3	1:38.680	24.276	228	43.806	140	30.598	196		
4	1:37.778	24.186	229	42.939	143		198		
5	1:35.955	24.007	231	42.113	147		197		
6	2:30.700	24.012	199	1:04.870	94				
7	5:22.506	4:03.514	194	43.970	136	35.022	196		
8	1:37.121	23.977	231	43.137	141		<b>199</b>		
9	1:41.290	25.003	<b>232</b>	42.022	144				
10	2:01.869	41.530	169	44.127	141	36.212	197		
11	1:35.734	24.068	228	41.968	147	29.698	197		
12	1:35.628	24.065	228	41.847	144	29.716	198		
13	1:35.427	23.917	230	42.015	<b>149</b>	<b>29.495</b>	199		
14	<b>1:35.321</b>	<b>23.845</b>	229	<b>41.800</b>	144	29.676	196		
15	1:44.564	23.845	230	42.135	149				

#### 89 Leo Messenger , 911 GT3 Cup (992) / LVA

Theoretische Bestzeit: 1:32.34

Lap	Time	S1	S2	S3	Lap	Time	S1	S2	S3
1	2:38.931	1:03.407	118	57.816	124	37.708	161		
2	2:01.744	34.369	145	52.891	132	34.484	192		
3	1:48.832	26.027	202	50.956	146	31.849	197		
4	1:50.227	26.115	189	53.468	134	30.644	197		
5	1:37.151	24.086	229	42.478	156	30.587	199		
6	2:27.997	24.437	187	1:04.485	94				
7	5:08.112	3:48.452	154	48.598	145	31.062	197		
8	1:36.026	24.307	230	42.282	155	29.437	201		
9	1:34.436	23.607	232	41.284	154	29.545	201		
10	1:32.995	23.420	232	40.861	166	28.714	201		
11	1:32.953	23.382	232	40.735	161	28.836	<b>203</b>		
12	1:32.561	23.470	232	40.567	168	28.524	201		
13	<b>1:32.342</b>	<b>23.343</b>	<b>233</b>	<b>40.491</b>	<b>170</b>	<b>28.508</b>	201		
14	1:32.762	23.546	231	40.644	170	28.572	202		
15	1:39.326	23.402	232	40.599	165	35.325	155		

#### 104 Kiano Blum , 911 GT3 Cup (992) / AUT

Theoretische Bestzeit: 1:33.57

Lap	Time	S1	S2	S3	Lap	Time	S1	S2	S3
1	12:15.148	10:05	134	1:07.361	79				
2	4:56.017	3:31.317	160	50.308	126	34.392	185		
3	1:49.889	25.211	188	52.228	144	32.450	199		
4	1:35.494	24.009	231	42.024	155	29.461	201		
5	1:35.917	23.573	<b>234</b>	41.952	154	30.392	198		
6	1:34.109	23.599	232	41.278	156	29.232	<b>202</b>		
7	1:33.659	23.394	233	41.345	<b>162</b>		202		
8	1:34.971	<b>23.366</b>	233	41.679	155	29.926	202		
9	1:33.889	23.464	234	41.310	159	29.115	202		
10	<b>1:33.659</b>	23.436	233	41.247	157	<b>28.976</b>	201		
11	1:34.572	23.372	234	<b>41.228</b>	157	29.972	201		

#### 107 Felix Neuhofer , 911 GT3 Cup (992) / DEU

Theoretische Bestzeit: 1:33.54

Lap	Time	S1	S2	S3	Lap	Time	S1	S2	S3
1	2:47.221	1:07.624	92	1:00.487	109	39.110	145		
2	2:02.966	29.011	168	51.633	123				
3	12:29.339	11:05	177	50.960	127	32.652	187		
4	1:40.826	25.412	202	44.858	152		198		
5	1:35.488	24.039	229	41.880	161	29.569	200		
6	1:33.833	23.689	231	41.342	165	<b>28.802</b>	<b>201</b>		
7	<b>1:33.723</b>	23.630	230	41.233	165	28.860	199		
8	1:34.367	23.882	229	41.641	165	28.844	199		
9	1:33.742	23.662	230	<b>41.213</b>	163	28.867	201		
10	1:33.975	23.545	231	41.425	<b>167</b>	29.005	200		
11	1:34.047	<b>23.528</b>	230	41.513	158	29.006	200		
12	1:43.283	23.557	<b>232</b>	41.529	156				

#### 111 Lorenz Stegmann , 911 GT3 Cup (992) / DEU

Theoretische Bestzeit: 1:46.91

Lap	Time	S1	S2	S3	Lap	Time	S1	S2	S3
1	3:22.982	1:38.770	109	1:05.168	111	39.044	105		
2	<b>1:50.225</b>	29.182	<b>203</b>	49.087	137	<b>31.956</b>	<b>195</b>		
3	1:50.765	<b>27.112</b>	190	<b>47.851</b>	<b>148</b>				



Datenservice und Zeitnahme:  
wige SOLUTIONS GmbH & Co.KG, Meckenheim

Page 5

printed : 13.7.2024 - 9:43



# Porsche Sports Cup Red Bull Ring

13. - 14. Juli 2024

Red Bull Ring, Länge 4318 m

## Porsche Sprint Challenge GT3

# PORSCHE

## 20 JAHRE SPORTS CUP DEUTSCHLAND

### Sektoren / Lap by Lap Freies Training

DMSB Reg.Nr. CR 10/2024

#### 115 Antonios Vossos , 911 GT3 Cup (992) / GRE

Theoretische Bestzeit: 1:35.55

Lap	Time	S1	S2	S3	Lap	Time	S1	S2	S3
1	17:47.268	16:11	123	59.147	118	36.657	170		
2	1:46.296	28.536	177	46.490	126	31.270	195		
3	1:37.091	24.289	229	42.484	149	30.318	199		
4	1:36.678	23.960	231	42.192	149	30.526	197		
5	1:37.485	24.227	231	43.008	145	30.250	196		
6	1:35.842	23.962	<b>232</b>	<b>41.821</b>	142	30.059	<b>200</b>		
7	1:36.420	<b>23.760</b>	221	42.431	<b>150</b>	30.229	184		
8	1:36.950	24.572	229	42.400	144	<b>29.978</b>	199		
9	<b>1:35.744</b>	23.817	231	41.824	147	30.103	199		

#### 117 Stefan Ertl , 911 GT3 Cup (991 Gen. II) / DEU

Theoretische Bestzeit: 1:34.47

Lap	Time	S1	S2	S3	Lap	Time	S1	S2	S3
1	2:24.932	48.158	126	59.725	119	37.049	183		
2	1:50.684	28.041	163	49.324	114	33.319	197		
3	1:42.008	24.756	182	44.819	130	32.433	200		
4	1:38.975	24.782	202	43.759	132	30.434	200		
5	1:36.681	23.912	235	42.747	140	30.022	203		
6	1:50.598	24.325	220	42.740	137				
7	6:11.103	4:49.072	148	48.712	130	33.319	193		
8	1:38.405	24.947	230	43.570	142	29.888	203		
9	1:35.378	23.842	233	42.074	144	29.462	202		
10	1:35.365	23.668	235	42.143	142	29.554	202		
11	1:35.057	23.575	236	42.011	143	29.471	201		
12	1:34.998	23.463	236	42.016	144	29.519	<b>204</b>		
13	1:34.596	23.562	235	<b>41.625</b>	<b>149</b>		203		
14	<b>1:34.714</b>	<b>23.419</b>	236	41.861	148	<b>29.434</b>	203		
15	1:34.951	23.420	236	42.002	145	29.529	199		
16	1:42.889	23.778	<b>237</b>	42.036	146				

#### 126 Egor Litvinenko , 911 GT3 Cup (992) / DEU

Theoretische Bestzeit: 1:34.62

Lap	Time	S1	S2	S3	Lap	Time	S1	S2	S3
1	2:57.651	1:13.316	110	1:04.286	108	40.049	141		
2	1:56.870	34.326	152	51.687	136	30.857	197		
3	1:39.062	24.198	226	43.574	140	31.290	198		
4	1:38.295	24.158	213	44.016	149	30.121	196		
5	1:45.545	24.197	<b>231</b>	42.854	152				
6	8:01.965	6:29.246	115	56.483	132	36.236	133		
7	1:46.484	30.832	161	46.042	130	29.610	199		
8	1:35.117	23.798	231	42.120	156	29.199	199		
9	<b>1:34.813</b>	<b>23.798</b>	231	41.984	156	<b>29.031</b>	<b>201</b>		
10	1:35.186	<b>23.740</b>	231	41.940	<b>167</b>	29.506	198		
11	1:34.991	23.752	231	<b>41.852</b>	160	29.387	200		
12	1:43.011	24.230	230	42.599	160				

#### 130 Marco Daedelow , 911 GT3 Cup (992) / DEU

Theoretische Bestzeit: 1:33.51

Lap	Time	S1	S2	S3	Lap	Time	S1	S2	S3
1	2:38.332	59.624	131	1:00.620	113	38.088	142		
2	1:57.307	31.331	170	51.045	119	34.931	194		
3	1:43.731	26.134	192	46.901	121	30.696	197		
4	1:37.238	24.154	231	42.894	140	30.190	197		
5	1:35.903	23.920	234	42.360	143	29.623	201		
6	1:59.802	23.764	223	44.209	111				
7	6:10.738	4:34.612	145	56.513	130	39.613	151		
8	1:56.500	30.248	177	53.517	125	32.735	187		
9	1:40.516	27.195	214	43.490	144	29.831	199		
10	1:34.385	23.813	234	41.446	154	29.126	<b>203</b>		
11	1:39.147	23.435	<b>235</b>	41.645	147	34.067	196		
12	1:33.949	23.792	233	<b>41.228</b>	<b>157</b>	<b>28.929</b>	203		
13	<b>1:33.697</b>	<b>23.360</b>	234	41.280	150	29.057	202		
14	1:44.015	23.841	233	41.730	148				

#### 134 Wolfgang Kraus , 911 GT3 Cup (991 Gen. II) / DEU

Theoretische Bestzeit: 1:35.38

Lap	Time	S1	S2	S3	Lap	Time	S1	S2	S3
1	3:25.155	1:41.357	105	1:04.313	99	39.485	168		
2	1:49.124	28.605	179	49.028	123	31.491	199		
3	1:40.972	25.094	196	44.575	138	31.303	201		
4	1:38.459	23.996	221	43.527	134	30.936	202		
5	1:37.371	23.711	221	43.175	133	30.485	201		
6	2:25.067	23.890	186	1:02.092	91				
7	4:55.174	3:35.720	147	47.660	126	31.794	199		
8	1:36.382	23.733	238	42.535	139	30.114	201		
9	1:36.785	23.544	240	42.451	<b>147</b>	30.790	202		
10	<b>1:35.692</b>	23.510	<b>241</b>	42.083	139	30.099	<b>203</b>		
11	1:35.698	23.653	239	<b>42.073</b>	139	<b>29.972</b>	203		
12	1:35.793	<b>23.344</b>	241	42.276	131	30.173	201		
13	1:36.199	23.457	241	42.114	143	30.628	202		
14	1:48.787	24.702	191	46.355	138				

#### 156 Tobias Weidmer , 911 GT3 Cup (992) / DEU

Theoretische Bestzeit: 1:36.51

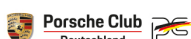
Lap	Time	S1	S2	S3	Lap	Time	S1	S2	S3			
1	3:11.343				8	1:40.288	25.253	228	44.070	151	30.965	196
2	2:45.196	1:16.692	147	52.842	114	35.662	189					
3	1:50.434	25.060	228	51.476	128	33.898	192					
4	1:42.523	25.307	226	45.056	139	32.160	195					
5	2:05.722	24.466	212	48.571	114							
6	6:09.018	4:37.682	126	56.293	132	35.043	191					
7	1:43.652	25.240	224	45.600	144	32.812	193					
9	1:38.068	24.326	229	42.812	153	30.930	194					
10	1:37.359	24.337	228	42.892	151		<b>198</b>					
11	<b>1:36.530</b>	<b>23.916</b>	229	42.303	144	<b>30.311</b>	194					
12	1:38.930	24.032	227	<b>42.292</b>	<b>160</b>	32.606	197					
13	1:44.536	24.318	229	48.585	127		196					
14	1:37.505	24.130	<b>230</b>	42.490	154	30.885	197					



Datenservice und Zeitnahme:  
wige SOLUTIONS GmbH & Co.KG, Meckenheim

Page 6

printed : 13.7.2024 - 9:43



# Porsche Sports Cup Red Bull Ring

13. - 14. Juli 2024

Red Bull Ring, Länge 4318 m

## Porsche Sprint Challenge GT3

Sektoren / Lap by Lap Freies Training

**PORSCHE**

20 JAHRE  
**SPORTS CUP**  
DEUTSCHLAND

**DMSB** Reg.Nr. CR 10/2024



Datenservice und Zeitnahme:  
wige SOLUTIONS GmbH & Co.KG, Meckenheim

Page 7

printed : 13.7.2024 - 9:43



KESSLER

VELTINS





# Porsche Sports Cup Red Bull Ring

13. - 14. Juli 2024

Red Bull Ring, Länge 4318 m

## Porsche Sprint Challenge GT3

# PORSCHE

## 20 JAHRE SPORTS CUP DEUTSCHLAND

### Sektoren / Lap by Lap Freies Training

DMSB Reg.Nr. CR 10/2024

#### 176 Manuel Zlof , 911 GT3 Cup (992) / DEU

Theoretische Bestzeit: 1:36.79

Lap	Time	S1	S2	S3	Lap	Time	S1	S2	S3
1	4:18.453	2:42.197	164	56.868	112	39.388	183		
2	1:46.649	26.333	222	47.207	117	33.109	192		
3	1:40.481	25.103	229	43.843	132	31.535	196		
4	1:38.629	24.503	<b>232</b>	43.239	138	30.887	<b>198</b>		
5	2:03.831	24.269	226	43.846	132				
6	6:19.795	4:58.006	185	45.841	117	35.948	174		
7	1:44.395	29.138	211	44.329	130	30.928	194		
8	<b>1:37.039</b>	24.319	227	<b>42.524</b>	149	<b>30.196</b>	195		
9	1:37.261	<b>24.078</b>	228	42.648	<b>155</b>	30.535	194		
10	1:40.858	24.340	228	45.960	151	30.558	195		
11	1:38.476	24.489	215	43.588	149	30.399	196		
12	1:39.836	24.858	206	43.868	141	31.110	194		
13	1:38.402	24.974	208	42.840	151	30.588	194		
14	1:40.536	26.416	208	43.461	145	30.659	195		

#### 182 Bart van Helden , 911 GT3 Cup (992) / NED

Theoretische Bestzeit: 1:35.33

Lap	Time	S1	S2	S3	Lap	Time	S1	S2	S3
1	2:36.054	53.870	99	1:02.569	102	39.615	119		
2	2:06.668	37.446	115	53.579	130	35.643	192		
3	1:46.100	25.858	185	48.438	136	31.804	194		
4	1:41.204	25.300	209	44.883	138	31.021	194		
5	1:37.659	24.620	229	42.822	148	30.217	197		
6	2:28.449	24.580	158	1:01.295	76				
7	5:36.501	4:12.901	109	52.449	150	31.151	193		
8	1:43.717	25.224	203	47.957	149	30.536	196		
9	1:36.986	24.364	229	42.534	149	30.088	197		
10	1:36.297	24.262	229	42.208	<b>155</b>	29.827	197		
11	1:35.992	24.028	229	42.223	148	29.741	<b>198</b>		
12	<b>1:35.549</b>	<b>23.803</b>	<b>231</b>	<b>41.884</b>	149	29.862	198		
13	1:36.073	24.051	230	42.134	151	29.888	198		
14	1:35.889	24.122	229	42.123	154	<b>29.644</b>	197		
15	1:47.350	23.868	230	42.137	151				

#### 223 Matthias Karlowski , 911 GT3 Cup (992) / DEU

Theoretische Bestzeit: 1:34.64

Lap	Time	S1	S2	S3	Lap	Time	S1	S2	S3
1	2:55.559	1:04.228	120	1:06.375	125	44.956	78		
2	2:22.113	38.505	163	1:04.449	96	39.159	177		
3	2:23.102	39.502	146	1:00.876	110	42.724	159		
4	1:43.173	27.638	205	44.107	141	31.428	193		
5	1:57.894	23.996	229	43.178	145				
6	5:48.594	4:27.011	178	48.398	124	33.185	193		
7	1:36.783	24.501	228	42.446	161	29.836	197		
8	1:35.367	24.120	226	<b>41.743</b>	155	29.504	<b>200</b>		
9	1:35.176	23.782	230	41.855	<b>162</b>	29.539	199		
10	<b>1:34.851</b>	23.847	230	41.766	158	<b>29.238</b>	200		
11	1:35.016	23.870	<b>231</b>	41.753	147	29.393	199		
12	1:45.623	<b>23.660</b>	231	42.154	151				

#### 255 Maciej Kepka , 911 GT3 Cup (992) / POL

Theoretische Bestzeit: 1:35.44

Lap	Time	S1	S2	S3	Lap	Time	S1	S2	S3
1	4:32.905	2:55.903	126	58.557	106	38.445	181		
2	1:53.572	26.867	176	51.750	120	34.955	171		
3	1:42.117	26.245	203	44.811	137	31.061	197		
4	1:38.015	24.207	231	42.950	145	30.858	197		
5	2:06.971	25.004	146	50.074	120				
6	5:26.963	4:12.895	194	43.870	141	30.198	197		
7	1:37.455	24.212	231	43.326	146	29.917	198		
8	1:36.626	23.990	231	42.684	154	29.952	198		
9	1:38.469	<b>23.801</b>	231	43.231	160	31.437	187		
10	1:38.238	24.688	231	42.576	151	30.974	193		
11	1:36.872	24.425	<b>232</b>	42.535	149	29.912	198		
12	1:36.092	23.966	232	<b>41.943</b>	<b>164</b>	197			
13	<b>1:36.177</b>	24.072	232	42.402	152	<b>29.703</b>	<b>199</b>		
14	1:37.220	24.285	230	42.179	158	30.756	126		

#### 317 Ferdinand Huber , 911 GT3 Cup (991 Gen. II) / DEU

Theoretische Bestzeit: 1:35.31

Lap	Time	S1	S2	S3	Lap	Time	S1	S2	S3
1	7:06.634	5:24.413	158	1:05.623	100	36.598	175		
2	1:42.380	26.148	222	45.211	137	31.021	197		
3	1:38.553	24.296	230	43.903	143	30.354	198		
4	2:14.688	30.548	109	1:00.113	115				
5	4:41.867	3:25.497	166	45.925	138	30.445	199		
6	1:37.198	23.905	232	42.932	149	30.361	<b>201</b>		
7	1:37.346	24.177	224	43.131	151		199		
8	1:35.641	<b>23.718</b>	<b>234</b>	42.310	<b>153</b>	29.613	201		
9	1:47.154	23.810	234	44.802	143				
10	2:57.443	1:44.429	175	43.368	146	29.646	200		
11	<b>1:35.335</b>	23.735	233	<b>42.114</b>	151	<b>29.486</b>	200		
12	1:37.311	23.747	233	42.129	152	31.435	171		



Datenservice und Zeitnahme:  
wige SOLUTIONS GmbH & Co.KG, Meckenheim

Page 8

printed : 13.7.2024 - 9:43

