



24 HEURES CAMIONS

Circuit Bugatti - Le Mans, length 4185 m

22. - 24. September 2017

FIA European Truck Racing Championship

FFSA

Lap Analysis Championship Race 4, 24.09.2017

FIA-Visa.No.: 8ETRC- FRA24092017

| 1 Jochen HAHN , IVECO / DEU | | | | | | Theoretische Bestzeit: 2:05.85 | | | | |
|-----------------------------|-----------------|---------------|---------------|---------------|------------|--------------------------------|----------|--------|--------|------------|
| Lap | Time | S1 | S2 | S3 | | Lap | Time | S1 | S2 | S3 |
| 1 | 2:13.995 | 1:03.944 | 36.066 | 33.985 | 137 | 7 | 2:06.853 | 58.765 | 35.886 | 32.202 139 |
| 2 | 2:07.588 | 59.580 | 35.847 | 32.161 | 139 | 8 | 2:06.922 | 58.506 | 36.271 | 32.145 139 |
| 3 | 2:05.971 | 58.369 | 35.686 | 31.916 | 139 | 9 | 2:07.014 | 58.689 | 35.994 | 32.331 139 |
| 4 | 2:05.906 | 58.293 | 35.647 | 31.966 | 139 | 10 | 2:07.077 | 59.000 | 35.898 | 32.179 139 |
| 5 | 2:06.309 | 58.388 | 35.774 | 32.147 | 139 | 11 | 2:06.843 | 58.717 | 35.905 | 32.221 138 |
| 6 | 2:06.871 | 58.798 | 35.884 | 32.189 | 139 | | | | | |


| 14 José J.RODRIGUES , MAN / PRT | | | | | | Theoretische Bestzeit: 2:07.04 | | | | |
|---------------------------------|----------|----------|---------------|--------|-----|--------------------------------|-----------------|---------------|--------|-------------------|
| Lap | Time | S1 | S2 | S3 | | Lap | Time | S1 | S2 | S3 |
| 1 | 2:16.743 | 1:06.722 | 36.893 | 33.128 | 138 | 7 | 2:09.010 | 1:00.171 | 36.102 | 32.737 139 |
| 2 | 2:09.679 | 1:00.540 | 36.216 | 32.923 | 136 | 8 | 2:07.696 | 58.893 | 36.241 | 32.562 140 |
| 3 | 2:07.871 | 59.189 | 36.025 | 32.657 | 137 | 9 | 2:07.094 | 58.792 | 36.000 | 32.302 139 |
| 4 | 2:08.378 | 59.412 | 35.955 | 33.011 | 137 | 10 | 2:09.406 | 59.577 | 36.665 | 33.164 137 |
| 5 | 2:08.770 | 59.053 | 36.101 | 33.616 | 137 | 11 | 2:09.145 | 1:00.103 | 36.233 | 32.809 138 |
| 6 | 2:11.293 | 1:02.193 | 36.337 | 32.763 | 138 | | | | | |

| 15 Erwin KLEINAGELVOORT , SCANIA / NLD | | | | | | Theoretische Bestzeit: 2:10.27 | | | | |
|--|----------|----------|---------------|--------|------------|--------------------------------|-----------------|-----------------|--------|-------------------|
| Lap | Time | S1 | S2 | S3 | | Lap | Time | S1 | S2 | S3 |
| 1 | 2:19.681 | 1:08.381 | 37.553 | 33.747 | 129 | 7 | 2:10.677 | 1:00.470 | 37.307 | 32.900 129 |
| 2 | 2:12.133 | 1:01.461 | 37.452 | 33.220 | 129 | 8 | 2:10.769 | 1:00.244 | 37.286 | 33.239 128 |
| 3 | 2:10.874 | 1:00.599 | 37.169 | 33.106 | 128 | 9 | 2:11.256 | 1:00.372 | 37.746 | 33.138 129 |
| 4 | 2:11.055 | 1:00.327 | 37.542 | 33.186 | 128 | 10 | 2:11.093 | 1:00.206 | 37.427 | 33.460 126 |
| 5 | 2:10.922 | 1:00.444 | 37.179 | 33.299 | 129 | 11 | 2:11.381 | 1:00.682 | 37.647 | 33.052 129 |
| 6 | 2:10.742 | 1:00.276 | 37.354 | 33.112 | 128 | | | | | |

| 17 Shane BRERETON , MAN / GBR | | | | | | Theoretische Bestzeit: 2:06.52 | | | | |
|-------------------------------|----------|----------|--------|--------|-----|--------------------------------|-----------------|---------------|---------------|-------------------|
| Lap | Time | S1 | S2 | S3 | | Lap | Time | S1 | S2 | S3 |
| 1 | 2:17.301 | 1:07.171 | 36.902 | 33.228 | 139 | 7 | 2:07.722 | 59.009 | 36.544 | 32.169 138 |
| 2 | 2:09.624 | 1:00.517 | 36.458 | 32.649 | 139 | 8 | 2:07.367 | 58.607 | 36.284 | 32.476 139 |
| 3 | 2:07.815 | 59.062 | 36.146 | 32.607 | 140 | 9 | 2:06.723 | 58.496 | 36.053 | 32.174 140 |
| 4 | 2:08.416 | 59.190 | 36.554 | 32.672 | 139 | 10 | 2:07.841 | 59.506 | 35.862 | 32.473 141 |
| 5 | 2:08.686 | 58.868 | 36.272 | 33.546 | 140 | 11 | 2:08.306 | 59.206 | 36.118 | 32.982 139 |
| 6 | 2:07.613 | 58.664 | 36.130 | 32.819 | 139 | | | | | |

| 23 Antonio ALBACETE , MAN / ESP | | | | | | Theoretische Bestzeit: 2:06.53 | | | | |
|---------------------------------|----------|----------|---------------|--------|------------|--------------------------------|-----------------|---------------|--------|-------------------|
| Lap | Time | S1 | S2 | S3 | | Lap | Time | S1 | S2 | S3 |
| 1 | 2:16.081 | 1:06.208 | 37.004 | 32.869 | 138 | 7 | 2:07.610 | 59.459 | 36.117 | 32.034 139 |
| 2 | 2:09.491 | 1:00.647 | 36.367 | 32.477 | 138 | 8 | 2:06.919 | 58.643 | 36.015 | 32.261 138 |
| 3 | 2:07.770 | 58.924 | 35.954 | 32.892 | 139 | 9 | 2:07.361 | 58.921 | 36.201 | 32.239 140 |
| 4 | 2:08.390 | 59.803 | 35.860 | 32.727 | 140 | 10 | 2:07.869 | 59.460 | 36.070 | 32.339 140 |
| 5 | 2:08.796 | 59.333 | 36.390 | 33.073 | 140 | 11 | 2:08.312 | 59.356 | 36.244 | 32.712 139 |
| 6 | 2:08.243 | 59.474 | 36.100 | 32.669 | 140 | | | | | |

| 24 Norbert KISS , MERCEDES BENZ / HUN | | | | | | Theoretische Bestzeit: 2:06.25 | | | | |
|---------------------------------------|-----------------|---------------|---------------|---------------|------------|--------------------------------|----------|--------|--------|------------|
| Lap | Time | S1 | S2 | S3 | | Lap | Time | S1 | S2 | S3 |
| 1 | 2:14.554 | 1:05.583 | 36.267 | 32.704 | 129 | 7 | 2:06.618 | 58.519 | 35.870 | 32.229 136 |
| 2 | 2:08.616 | 1:00.651 | 35.938 | 32.027 | 136 | 8 | 2:06.738 | 58.568 | 36.020 | 32.150 135 |
| 3 | 2:06.380 | 58.446 | 35.799 | 32.135 | 136 | 9 | 2:06.859 | 58.752 | 35.994 | 32.113 136 |
| 4 | 2:06.387 | 58.513 | 35.861 | 32.013 | 135 | 10 | 2:06.584 | 58.671 | 35.819 | 32.094 135 |
| 5 | 2:06.786 | 58.757 | 36.016 | 32.013 | 136 | 11 | 2:06.707 | 58.624 | 35.891 | 32.192 133 |
| 6 | 2:06.890 | 58.596 | 35.961 | 32.333 | 135 | | | | | |



24 HEURES CAMIONS

Circuit Bugatti - Le Mans, length 4185 m

22. - 24. September 2017

FIA European Truck Racing Championship

FFSA

Lap Analysis Championship Race 4, 24.09.2017

FIA-Visa.No.: 8ETRC-FRA24092017

27 Gerhard KÖRBER , IVECO / DEU

Theoretische Bestzeit: 2:06.28

| Lap | Time | S1 | S2 | S3 | | Lap | Time | S1 | S2 | S3 |
|-----|-----------------|---------------|---------------|---------------|------------|-----|----------|--------|--------|------------|
| 1 | 2:09.884 | 1:02.303 | 35.813 | 31.768 | 138 | 7 | 2:06.880 | 58.883 | 36.007 | 31.990 138 |
| 2 | 2:06.360 | 58.749 | 35.769 | 31.842 | 138 | 8 | 2:07.155 | 59.015 | 36.041 | 32.099 138 |
| 3 | 2:06.694 | 58.801 | 35.799 | 32.094 | 138 | 9 | 2:06.983 | 58.976 | 35.880 | 32.127 139 |
| 4 | 2:06.928 | 58.833 | 36.151 | 31.944 | 139 | 10 | 2:06.954 | 58.835 | 35.938 | 32.181 138 |
| 5 | 2:06.821 | 58.901 | 35.843 | 32.077 | 138 | 11 | 2:07.430 | 59.198 | 36.095 | 32.137 137 |
| 6 | 2:06.778 | 58.961 | 35.769 | 32.048 | 138 | | | | | |



24 HEURES CAMIONS

Circuit Bugatti - Le Mans, length 4185 m

22. - 24. September 2017

FIA European Truck Racing Championship

FFSA

Lap Analysis Championship Race 4, 24.09.2017

FIA-Visa.No.: 8ETRC-FRA24092017

30 Sascha LENZ , MAN / DEU

Theoretische Bestzeit: 2:05.77

| Lap | Time | S1 | S2 | S3 | Lap | Time | S1 | S2 | S3 | | |
|-----|----------|---------------|---------------|---------------|------------|------|-----------------|--------|--------|--------|-----|
| 1 | 2:13.847 | 1:04.607 | 36.260 | 32.980 | 136 | 7 | 2:05.849 | 58.364 | 35.579 | 31.906 | 140 |
| 2 | 2:08.750 | 1:00.785 | 35.705 | 32.260 | 139 | 8 | 2:06.830 | 58.618 | 35.875 | 32.337 | 139 |
| 3 | 2:06.003 | 58.367 | 35.760 | 31.876 | 141 | 9 | 2:06.760 | 58.679 | 35.815 | 32.266 | 140 |
| 4 | 2:06.484 | 58.722 | 35.547 | 32.215 | 138 | 10 | 2:07.270 | 59.016 | 35.952 | 32.302 | 141 |
| 5 | 2:06.818 | 58.347 | 35.741 | 32.730 | 140 | 11 | 2:06.619 | 58.508 | 35.859 | 32.252 | 140 |
| 6 | 2:06.584 | 58.704 | 35.703 | 32.177 | 140 | | | | | | |

33 David VRSECKY , FREIGHTLINER / CZE

Theoretische Bestzeit: 2:06.31

| Lap | Time | S1 | S2 | S3 | Lap | Time | S1 | S2 | S3 | | |
|-----|-----------------|---------------|---------------|--------|------------|------|----------|--------|--------|---------------|-----|
| 1 | 2:14.873 | 1:03.765 | 36.025 | 35.083 | 135 | 7 | 2:06.601 | 58.591 | 35.860 | 32.150 | 139 |
| 2 | 2:09.262 | 1:00.551 | 36.432 | 32.279 | 138 | 8 | 2:06.502 | 58.579 | 35.833 | 32.090 | 139 |
| 3 | 2:06.842 | 58.443 | 36.063 | 32.336 | 138 | 9 | 2:06.976 | 58.771 | 35.951 | 32.254 | 139 |
| 4 | 2:06.378 | 58.414 | 35.807 | 32.157 | 139 | 10 | 2:07.341 | 58.850 | 36.053 | 32.438 | 138 |
| 5 | 2:06.657 | 58.660 | 35.878 | 32.119 | 139 | 11 | 2:07.160 | 58.749 | 36.018 | 32.393 | 138 |
| 6 | 2:07.199 | 58.857 | 36.095 | 32.247 | 138 | | | | | | |

38 Jose Eduardo TEIXAIRA RODRIGUES , MAN / PRT

Theoretische Bestzeit: 2:10.26

| Lap | Time | S1 | S2 | S3 | Lap | Time | S1 | S2 | S3 | | |
|-----|-----------------|----------|---------------|--------|-----|------|----------|-----------------|--------|---------------|------------|
| 1 | 2:20.343 | 1:09.194 | 37.626 | 33.523 | 137 | 7 | 2:11.219 | 1:00.943 | 37.318 | 32.958 | 137 |
| 2 | 2:14.000 | 1:02.880 | 37.651 | 33.469 | 137 | 8 | 2:11.299 | 1:00.754 | 37.151 | 33.394 | 137 |
| 3 | 2:13.689 | 1:01.440 | 38.175 | 34.074 | 136 | 9 | 2:11.123 | 1:00.596 | 37.352 | 33.175 | 137 |
| 4 | 2:11.329 | 1:01.293 | 36.956 | 33.080 | 136 | 10 | 2:10.753 | 1:00.581 | 37.020 | 33.152 | 137 |
| 5 | 2:10.652 | 1:00.625 | 36.887 | 33.140 | 137 | 11 | 2:10.619 | 1:00.416 | 37.058 | 33.145 | 138 |
| 6 | 2:10.438 | 1:00.453 | 36.946 | 33.039 | 137 | | | | | | |

42 Andre KURSIM , MERCEDES BENZ / DEU

Theoretische Bestzeit: 2:07.05

| Lap | Time | S1 | S2 | S3 | Lap | Time | S1 | S2 | S3 | | |
|-----|-----------------|---------------|--------|--------|------------|------|----------|--------|---------------|---------------|-----|
| 1 | 2:15.258 | 1:05.227 | 37.180 | 32.851 | 133 | 7 | 2:08.050 | 59.523 | 36.299 | 32.228 | 134 |
| 2 | 2:09.253 | 1:00.669 | 36.433 | 32.151 | 136 | 8 | 2:07.918 | 59.420 | 36.302 | 32.196 | 134 |
| 3 | 2:07.543 | 58.835 | 36.342 | 32.366 | 134 | 9 | 2:07.629 | 59.410 | 36.122 | 32.097 | 135 |
| 4 | 2:07.734 | 59.341 | 36.171 | 32.222 | 134 | 10 | 2:07.928 | 59.380 | 36.250 | 32.298 | 134 |
| 5 | 2:07.929 | 59.339 | 36.290 | 32.300 | 135 | 11 | 2:07.800 | 59.239 | 36.275 | 32.286 | 132 |
| 6 | 2:08.568 | 59.649 | 36.477 | 32.442 | 135 | | | | | | |

44 Stephanie HALM , MAN / DEU


Theoretische Bestzeit: 2:06.27

| Lap | Time | S1 | S2 | S3 | Lap | Time | S1 | S2 | S3 | | |
|-----|-----------------|---------------|---------------|---------------|-----|------|----------|--------|--------|--------|------------|
| 1 | 2:10.327 | 1:02.600 | 35.842 | 31.885 | 140 | 7 | 2:06.968 | 58.712 | 36.083 | 32.173 | 140 |
| 2 | 2:06.513 | 58.686 | 35.887 | 31.940 | 140 | 8 | 2:07.074 | 58.753 | 36.094 | 32.227 | 140 |
| 3 | 2:06.480 | 58.555 | 35.835 | 32.090 | 140 | 9 | 2:06.784 | 58.698 | 35.953 | 32.133 | 141 |
| 4 | 2:07.048 | 59.000 | 35.991 | 32.057 | 140 | 10 | 2:07.414 | 59.296 | 35.995 | 32.123 | 140 |
| 5 | 2:07.052 | 58.744 | 35.973 | 32.335 | 140 | 11 | 2:07.157 | 58.966 | 35.960 | 32.231 | 140 |
| 6 | 2:06.770 | 58.836 | 35.859 | 32.075 | 140 | | | | | | |

45 Cees ZANDBERGEN , SCANIA / NED

Theoretische Bestzeit: 2:11.90

| Lap | Time | S1 | S2 | S3 | Lap | Time | S1 | S2 | S3 | | |
|-----|-----------------|-----------------|---------------|---------------|------------|------|----------|----------|--------|--------|-----|
| 1 | 2:19.282 | 1:07.827 | 37.585 | 33.870 | 133 | 7 | 2:14.641 | 1:01.511 | 38.955 | 34.175 | 129 |
| 2 | 2:14.403 | 1:03.153 | 37.656 | 33.594 | 133 | 8 | 2:13.638 | 1:01.428 | 38.437 | 33.773 | 132 |
| 3 | 2:13.903 | 1:01.412 | 38.532 | 33.959 | 133 | 9 | 2:13.975 | 1:01.539 | 38.365 | 34.071 | 131 |
| 4 | 2:13.572 | 1:01.149 | 38.128 | 34.295 | 124 | 10 | 2:14.554 | 1:01.596 | 38.744 | 34.214 | 130 |
| 5 | 2:13.431 | 1:01.597 | 38.210 | 33.624 | 133 | 11 | 2:14.713 | 1:01.514 | 38.512 | 34.687 | 129 |
| 6 | 2:13.977 | 1:00.725 | 39.284 | 33.964 | 133 | | | | | | |



24 HEURES CAMIONS

Circuit Bugatti - Le Mans, length 4185 m

22. - 24. September 2017

FIA European Truck Racing Championship

FFSA


Lap Analysis Championship Race 4, 24.09.2017

FIA-Visa.No.: 8ETRC-FRA24092017

55 Adam LACKO , FREIGHTLINER / CZE

Theoretische Bestzeit: 2:06.15

| Lap | Time | S1 | S2 | S3 | Lap | Time | S1 | S2 | S3 | | |
|-----|-----------------|---------------|---------------|---------------|-----|------|----------|--------|--------|--------|------------|
| 1 | 2:14.028 | 1:04.358 | 36.198 | 33.472 | 136 | 7 | 2:06.498 | 58.454 | 35.981 | 32.063 | 138 |
| 2 | 2:08.013 | 1:00.095 | 35.860 | 32.058 | 138 | 8 | 2:06.715 | 58.426 | 35.866 | 32.423 | 137 |
| 3 | 2:06.205 | 58.422 | 35.785 | 31.998 | 137 | 9 | 2:06.502 | 58.500 | 35.946 | 32.056 | 139 |
| 4 | 2:06.283 | 58.515 | 35.764 | 32.004 | 138 | 10 | 2:06.768 | 58.514 | 35.891 | 32.363 | 139 |
| 5 | 2:07.054 | 58.396 | 35.955 | 32.703 | 138 | 11 | 2:07.019 | 58.619 | 35.930 | 32.470 | 133 |
| 6 | 2:07.587 | 58.503 | 35.937 | 33.147 | 136 | | | | | | |



24 HEURES CAMIONS

Circuit Bugatti - Le Mans, length 4185 m

22. - 24. September 2017

FIA European Truck Racing Championship

FFSA

Lap Analysis Championship Race 4, 24.09.2017

FIA-Visa.No.: 8ETRC- FRA24092017

69 David JENKINS , MAN / GBR

Theoretische Bestzeit: **2:07.23**

| Lap | Time | S1 | S2 | S3 | | Lap | Time | S1 | S2 | S3 |
|-----|-----------------|---------------|---------------|---------------|------------|-----|----------|----------|--------|------------|
| 1 | 2:15.581 | 1:05.923 | 36.939 | 32.719 | 139 | 7 | 2:09.537 | 59.602 | 37.530 | 32.405 139 |
| 2 | 2:09.452 | 1:00.889 | 36.314 | 32.249 | 140 | 8 | 2:09.263 | 59.726 | 36.547 | 32.990 140 |
| 3 | 2:08.047 | 59.009 | 35.985 | 33.053 | 138 | 9 | 2:08.463 | 59.509 | 36.183 | 32.771 139 |
| 4 | 2:08.280 | 59.722 | 35.973 | 32.585 | 139 | 10 | 2:09.924 | 1:00.266 | 36.651 | 33.007 136 |
| 5 | 2:08.769 | 59.303 | 36.572 | 32.894 | 141 | 11 | 2:10.231 | 1:00.953 | 36.397 | 32.881 140 |
| 6 | 2:08.219 | 59.485 | 36.150 | 32.584 | 139 | | | | | |

94 Manuel RODRIGUES GONCALVES , VOLVO / FRA

Theoretische Bestzeit: **2:19.93**

| Lap | Time | S1 | S2 | S3 | | Lap | Time | S1 | S2 | S3 |
|-----|-----------------|-----------------|--------|---------------|------------|-----|----------|----------|---------------|------------|
| 1 | 2:27.384 | 1:11.189 | 40.138 | 36.057 | 120 | 6 | 2:22.723 | 1:06.423 | 39.834 | 36.466 121 |
| 2 | 2:21.083 | 1:05.445 | 40.160 | 35.478 | 121 | 7 | 2:23.824 | 1:06.174 | 40.247 | 37.403 117 |
| 3 | 2:23.042 | 1:06.363 | 40.556 | 36.123 | 123 | 8 | 2:24.315 | 1:07.334 | 41.142 | 35.839 119 |
| 4 | 2:21.818 | 1:05.275 | 40.217 | 36.326 | 120 | 9 | 2:27.435 | 1:08.276 | 40.679 | 38.480 113 |
| 5 | 2:19.980 | 1:04.691 | 39.881 | 35.408 | 120 | 10 | 2:24.138 | 1:06.668 | 40.885 | 36.585 123 |