


24 HEURES CAMIONS

Circuit Bugatti - Le Mans, length 4185 m

22. - 24. September 2017

24 HEURES CAMIONS



24h
CAMIONS
23 - 24 SEPTEMBRE 2017

Lap Analysis Race 1, 23.09.2017

FFSA/ -Reg.No.: FFSA n°736

1 Thomas ROBINEAU (FRA) (MAN/TGX)							Theoretische Bestzeit: 2:07.295						
Lap	D	Time	S1	S2	S3		Lap	D	Time	S1	S2	S3	
1	1	2:10.759	1:02.515	36.015	32.229	141	6	1	2:07.918	59.239	36.242	32.437	141
2	1	2:07.315	59.062	36.004	32.249	140	7	1	2:08.528	59.426	36.390	32.712	141
3	1	2:08.126	59.089	36.368	32.669	139	8	1	2:08.077	59.124	36.483	32.470	141
4	1	2:08.166	59.409	36.263	32.494	140	9	1	2:09.141	59.646	36.572	32.923	139
5	1	2:08.305	59.156	36.641	32.508	140							

2 Lionel MONTAGNE (FRA) (RENAULT TRUCKS/PREMIUM)							Theoretische Bestzeit: 2:07.710						
Lap	D	Time	S1	S2	S3		Lap	D	Time	S1	S2	S3	
1	1	2:11.934	1:03.207	36.249	32.478	142	6	1	2:08.228	59.393	36.168	32.667	141
2	1	2:08.097	59.419	36.385	32.293	142	7	1	2:08.533	59.455	36.641	32.437	142
3	1	2:08.003	59.344	36.384	32.275	142	8	1	2:09.313	59.419	37.305	32.589	140
4	1	2:08.127	59.375	36.358	32.394	142	9	1	2:08.183	59.474	36.363	32.346	142
5	1	2:07.922	59.421	36.303	32.198	142							

6 Anthony JANIEC (FRA) (MAN TGS)							Theoretische Bestzeit: 2:06.467						
Lap	D	Time	S1	S2	S3		Lap	D	Time	S1	S2	S3	
1	1	2:09.803	1:01.784	36.026	31.993	142	6	1	2:07.082	58.718	36.118	32.246	142
2	1	2:06.594	58.481	36.099	32.014	141	7	1	2:07.290	58.664	36.293	32.333	142
3	1	2:07.006	58.906	36.140	31.960	142	8	1	2:07.932	59.233	36.284	32.415	140
4	1	2:07.207	58.797	36.260	32.150	142	9	1	2:09.504	59.115	36.279	34.110	129
5	1	2:07.570	58.956	36.242	32.372	142							

7 Stéphane LANGUILLAT (FRA) (RENAULT TRUCKS/PREMIUM)							Theoretische Bestzeit: 2:12.554						
Lap	D	Time	S1	S2	S3		Lap	D	Time	S1	S2	S3	
1	1	2:24.046	1:10.033	38.082	35.931	133	6	1	2:13.731	1:01.835	37.436	34.460	132
2	1	2:13.178	1:01.390	37.839	33.949	133	7	1	2:13.207	1:01.750	37.603	33.854	133
3	1	2:13.886	1:01.893	37.856	34.137	133	8	1	2:13.361	1:01.710	37.686	33.965	133
4	1	2:13.248	1:01.607	37.527	34.114	132	9	1	2:14.128	1:01.820	37.798	34.510	131
5	1	2:12.985	1:01.264	37.535	34.186	131							

9 Jean-Charles MAURI (FRA) (RENAULT TRUCKS/PREMIUM)							Theoretische Bestzeit: 2:09.616						
Lap	D	Time	S1	S2	S3		Lap	D	Time	S1	S2	S3	
1	1	2:54.569	1:07.947	37.818	1:08.804	132	6	1	2:11.350	1:00.966	37.461	32.923	139
2	1	2:13.872	1:01.373	37.262	35.237	139	7	1	2:11.910	1:00.612	37.263	34.035	140
3	1	2:10.385	1:00.191	37.022	33.167	138	8	1	2:11.053	1:01.464	36.647	32.942	137
4	1	2:13.304	1:02.377	37.195	33.732	141	9	1	2:10.608	1:00.308	37.257	33.043	134
5	1	2:12.391	1:02.537	37.081	32.773	139							

11 Kévin BASSANELLI (FRA) (DAF CF)							Theoretische Bestzeit: 2:19.533						
Lap	D	Time	S1	S2	S3		Lap	D	Time	S1	S2	S3	
1	1	2:34.091	1:18.028	40.042	36.021	122	5	1	2:20.720	1:04.821	39.601	36.291	117
2	1	2:22.745	1:07.166	39.964	35.615	122	6	1	2:20.673	1:04.976	39.205	36.492	121
3	1	2:20.551	1:05.220	39.308	36.023	121	7	1	2:53.039	1:33.557	42.069	37.413	112
4	1	2:22.055	1:07.002	39.553	35.500	117	8	1	2:30.736	1:10.688	42.739	37.309	111

12 Martial DEFAYE (FRA) (RENAULT TRUCKS/PREMIUM)							Theoretische Bestzeit: 2:17.696						
Lap	D	Time	S1	S2	S3		Lap	D	Time	S1	S2	S3	
1	1	2:32.304	1:15.434	40.707	36.163	126	6	1	2:18.377	1:04.749	39.186	34.442	125
2	1	2:21.802	1:06.229	40.996	34.577	124	7	1	2:18.437	1:04.111	39.885	34.434	125
3	1	2:19.181	1:04.436	39.986	34.759	124	8	1	2:19.753	1:04.602	40.155	34.996	123
4	1	2:18.481	1:04.422	39.667	34.392	125	9	1	2:19.122	1:04.204	39.886	35.032	119
5	1	2:19.335	1:04.799	39.570	34.966	123							

14 Grégory OSTASZEWSKI (POL) (RENAULT TRUCKS/PREMIUM)							Theoretische Bestzeit: 2:10.374						
Lap	D	Time	S1	S2	S3		Lap	D	Time	S1	S2	S3	
1	1	2:16.740	1:05.771	37.294	33.675	136	6	1	2:11.850	1:00.869	37.219	33.762	136
2	1	2:12.494	1:01.119	37.217	34.158	137	7	1	2:12.262	1:01.426	37.662	33.174	133
3	1	2:11.169	1:01.246	36.835	33.088	136	8	1	2:11.239	1:00.845	37.267	33.127	136
4	1	2:11.472	1:00.962	36.790	33.720	134	9	1	2:10.953	1:00.843	36.967	33.143	138

24 HEURES CAMIONS

Circuit Bugatti - Le Mans, length 4185 m

22. - 24. September 2017

24 HEURES CAMIONS



Lap Analysis Race 1, 23.09.2017

FFSA -Reg.No.: FFSA n°736


Lap	D	Time	S1	S2	S3	Lap	D	Time	S1	S2	S3
5	1	2:10.676	1:00.496	36.961	33.219	136					

24 HEURES CAMIONS

Circuit Bugatti - Le Mans, length 4185 m

22. - 24. September 2017

24 HEURES CAMIONS



Lap Analysis Race 1, 23.09.2017

FFSAI -Reg.No.: FFSA n°736

15 Pascal LEMONNIER (FRA) (RENAULT TRUCKS/PREMIUM)							Theoretische Bestzeit: 2:17.503						
Lap	D	Time	S1	S2	S3		Lap	D	Time	S1	S2	S3	
1	1	2:29.338	1:15.513	39.052	34.773	120	6	1	2:19.535	1:04.283	39.913	35.339	110
2	1	2:23.336	1:08.789	39.696	34.851	118	7	1	2:21.047	1:04.364	40.730	35.953	118
3	1	2:20.215	1:05.223	40.102	34.890	119	8	1	2:17.992	1:04.233	39.292	34.467	120
4	1	2:17.881	1:03.984	39.250	34.647	117	9	1	2:20.981	1:05.277	40.586	35.118	116
5	1	2:19.384	1:04.582	40.014	34.788	118							

16 Louis MERIC (FRA) (MAN TGS)							Theoretische Bestzeit: 2:11.392						
Lap	D	Time	S1	S2	S3		Lap	D	Time	S1	S2	S3	
1	1	2:17.577	1:06.131	37.925	33.521	133	2	1	2:14.543	1:00.914	36.957	36.672	98

17 Alain TREUVEY (FRA) (DAF CF)							Theoretische Bestzeit: 2:22.214						
Lap	D	Time	S1	S2	S3		Lap	D	Time	S1	S2	S3	
1	1	3:03.851	1:16.327	1:10.602	36.922	122	3	1	2:30.915	1:05.634	40.068		
2	1	2:24.348	1:07.444	40.397	36.507	122							

18 Frédéric LOUISFERT (FRA) (RENAULT TRUCKS/PREMIUM)							Theoretische Bestzeit: 2:22.817						
Lap	D	Time	S1	S2	S3		Lap	D	Time	S1	S2	S3	
1	1	2:31.789	1:14.852	41.120	35.817	121	2	1	2:29.531	1:05.880	45.221		

20 Téo CALVET (FRA) (MAN TGS)							Theoretische Bestzeit: 2:09.852						
Lap	D	Time	S1	S2	S3		Lap	D	Time	S1	S2	S3	
1	1	2:17.868	1:06.713	38.016	33.139	141	6	1	2:11.818	1:00.124	37.599	34.090	139
2	1	2:13.270	1:01.125	37.288	34.857	129	7	1	2:10.621	1:00.645	37.110	32.866	137
3	1	2:10.061	1:00.146	36.857	33.058	142	8	1	2:10.273	1:00.333	37.021	32.919	140
4	1	2:11.211	1:00.539	37.171	33.501	141	9	1	2:10.605	1:00.260	37.378	32.967	139
5	1	2:10.892	1:00.250	37.254	33.388	139							

21 Raphaël SOUSA (PRT) (RENAULT TRUCKS/PREMIUM)							Theoretische Bestzeit: 2:13.199						
Lap	D	Time	S1	S2	S3		Lap	D	Time	S1	S2	S3	
1	1	2:26.680	1:11.828	39.186	35.666	137	6	1	2:14.927	1:02.014	38.821	34.092	134
2	1	2:26.387	1:14.346	38.008	34.033	135	7	1	2:16.552	1:03.666	38.198	34.688	133
3	1	2:13.685	1:01.690	37.590	34.405	133	8	1	2:17.496	1:02.976	39.256	35.264	131
4	1	2:14.181	1:01.574	38.311	34.294	133	9	1	2:16.364	1:02.507	38.555	35.302	122
5	1	2:15.140	1:02.962	37.967	34.211	135							

22 José SOUSA (PRT) (RENAULT TRUCKS/PREMIUM)							Theoretische Bestzeit: 2:11.173						
Lap	D	Time	S1	S2	S3		Lap	D	Time	S1	S2	S3	
1	1	2:21.655	1:08.448	37.785	35.422	137	6	1	2:11.290	1:00.520	37.151	33.619	138
2	1	2:12.128	1:00.976	37.392	33.760	136	7	1	2:11.754	1:00.772	37.312	33.670	136
3	1	2:12.276	1:00.755	37.538	33.983	137	8	1	2:13.434	1:01.192	38.695	33.547	137
4	1	2:12.436	1:01.693	37.241	33.502	137	9	1	2:12.461	1:01.330	37.426	33.705	134
5	1	2:11.811	1:00.555	37.395	33.861	137							

31 Patrick CHATELAIN (FRA) (IVECO/STRALIS)							Theoretische Bestzeit: 2:14.490						
Lap	D	Time	S1	S2	S3		Lap	D	Time	S1	S2	S3	
1	1	2:25.595	1:11.130	38.619	35.846	128	6	1	2:15.786	1:02.930	38.259	34.597	127
2	1	2:16.968	1:02.585	39.191	35.192	126	7	1	2:15.278	1:02.441	38.574	34.263	130
3	1	2:15.359	1:02.521	38.335	34.503	130	8	1	2:14.581	1:02.111	38.116	34.354	128
4	1	2:16.417	1:03.404	38.397	34.616	129	9	1	2:15.571	1:02.172	38.906	34.493	127
5	1	2:15.716	1:03.177	38.137	34.402	128							


32 Vincent CROUZADE (FRA) (IVECO/STRALIS)							Theoretische Bestzeit: 2:12.402						
Lap	D	Time	S1	S2	S3		Lap	D	Time	S1	S2	S3	
1	1	2:24.885	1:10.663	38.399	35.823	128	6	1	2:13.283	1:01.289	37.772	34.222	130
2	1	2:13.456	1:01.557	37.702	34.197	127	7	1	2:13.692	1:01.747	37.671	34.274	125
3	1	2:13.667	1:01.595	38.005	34.067	129	8	1	2:13.302	1:02.128	37.377	33.797	128
4	1	2:13.182	1:01.224	37.955	33.999	127	9	1	2:13.895	1:01.518	37.648	34.729	127
5	1	2:13.133	1:01.424	37.626	34.083	128							

24 HEURES CAMIONS

Circuit Bugatti - Le Mans, length 4185 m

22. - 24. September 2017

24 HEURES CAMIONS



24h
CAMIONS
23-24 SEPTEMBRE 2017

Lap Analysis Race 1, 23.09.2017

FFSA -Reg.No.: FFSA n°736


33 Patrice LACOUVE (FRA) (MAN TGS)							Theoretische Bestzeit: 2:14.285						
Lap	D	Time	S1	S2	S3		Lap	D	Time	S1	S2	S3	
1	1	2:27.902	1:12.557	39.149	36.196	129	4	1	2:14.973	1:02.274	38.177	34.521	133
2	1	2:15.290	1:03.280	38.158	33.852	132	5	1	2:51.541	1:16.878	50.621		
3	1	2:20.414	1:02.365	38.684	39.365	132							

24 HEURES CAMIONS

Circuit Bugatti - Le Mans, length 4185 m

22. - 24. September 2017

24 HEURES CAMIONS



Lap Analysis Race 1, 23.09.2017

FFSA -Reg.No.: FFSA n°736

39 Franck CONTI (FRA) (VOLVO/VN)							Theoretische Bestzeit: 2:10.564						
Lap	D	Time	S1	S2	S3		Lap	D	Time	S1	S2	S3	
1	1	2:22.373	1:09.064	37.652	35.657	139	6	1	2:11.158	1:00.561	37.127	33.470	141
2	1	2:11.721	1:00.471	37.706	33.539	141	7	1	2:11.782	1:00.859	37.166	33.757	141
3	1	2:12.280	1:00.965	37.567	33.748	141	8	1	2:11.820	1:01.047	37.801	32.972	140
4	1	2:12.519	1:01.549	37.635	33.335	141	9	1	4:55.258	1:00.511	37.116		
5	1	2:11.890	1:00.669	37.216	34.005	141							

64 Pierre IHUEL (FRA) (VOLVO)							Theoretische Bestzeit: 2:23.611						
Lap	D	Time	S1	S2	S3		Lap	D	Time	S1	S2	S3	
1	1	2:43.830	1:24.454	41.890	37.486	118	5	1	2:24.871	1:06.387	42.243	36.241	116
2	1	2:26.316	1:07.237	41.440	37.639	118	6	1	2:25.035	1:07.145	41.656	36.234	117
3	1	2:23.907	1:06.555	41.072	36.280	116	7	1	2:26.958	1:08.942	41.824	36.192	117
4	1	2:24.390	1:06.852	41.254	36.284	116	8	1	2:27.476	1:09.882	41.442	36.152	113

65 Christophe MIQUEL (FRA) (SCANIA)							Theoretische Bestzeit:						
Lap	D	Time	S1	S2	S3		Lap	D	Time	S1	S2	S3	
1	1	2:37.887	1:22.091	39.977	35.819	119							

68 Aurélien HERGOTT (FRA) (DAF CF)							Theoretische Bestzeit: 2:13.264						
Lap	D	Time	S1	S2	S3		Lap	D	Time	S1	S2	S3	
1	1	2:25.968	1:11.702	38.479	35.787	130	4	1	2:13.706	1:01.673	38.160	33.873	129
2	1	2:15.075	1:02.492	38.647	33.936	131	5	1	2:14.917	1:01.341	39.041	34.528	128
3	1	2:13.757	1:01.786	38.215	33.756	129	6	1	3:20.118	1:29.966	43.862		

83 Jérémy ROBINEAU (FRA) (RENAULT TRUCKS/PREMIUM)							Theoretische Bestzeit: 2:12.222						
Lap	D	Time	S1	S2	S3		Lap	D	Time	S1	S2	S3	
1	1	2:22.932	1:09.072	38.210	35.650	127	6	1	2:12.344	1:01.222	37.711	33.411	128
2	1	2:12.439	1:01.221	37.589	33.628	127	7	1	2:12.831	1:01.370	37.933	33.528	127
3	1	2:12.518	1:01.306	37.757	33.455	128	8	1	2:12.734	1:01.250	37.689	33.795	127
4	1	2:12.814	1:01.327	37.791	33.696	128	9	1	2:13.689	1:01.699	38.335	33.655	126
5	1	2:12.742	1:01.366	37.840	33.536	127							

169 Jérôme CARRET (FRA) (RENAULT TRUCKS/PREMIUM)							Theoretische Bestzeit: 2:22.101						
Lap	D	Time	S1	S2	S3		Lap	D	Time	S1	S2	S3	
1	1	2:43.096	1:23.577	42.035	37.484	119	5	1	2:23.761	1:06.223	41.337	36.201	114
2	1	2:28.318	1:06.994	41.605	39.719	118	6	1	2:24.948	1:07.150	41.802	35.996	120
3	1	2:25.803	1:06.529	42.037	37.237	119	7	1	2:25.397	1:06.274	42.053	37.070	120
4	1	2:23.255	1:06.110	41.136	36.009	119	8	1	2:23.166	1:05.451	42.201	35.510	119