

24 HEURES CAMIONS

Circuit Bugatti - Le Mans, length 4185 m

22. - 24. September 2017

24 HEURES CAMIONS



24h
CAMIONS
23-24 SEPTEMBRE 2017

Lap Analysis Qualifying Practice 1, 23.09.2017

FFSA -Reg.No.: FFSA n°736

1 Thomas ROBINEAU (FRA) (MAN/TGX)							Theoretische Bestzeit: 2:06.454						
Lap	D	Time	S1	S2	S3	Lap	D	Time	S1	S2	S3		
1	1	3:26.304		59.682	39.986	140	5	1	2:26.306	1:03.388	46.634		
2	1	2:07.518	59.177	36.144	32.197	140	6	1	6:19.001	4:32.984	1:01.056	44.961	138
3	1	2:07.208	58.827	36.022	32.359	141	7	1	2:11.547	58.512	36.381		
4	1	2:06.993	59.051	35.769	32.173	139							

2 Lionel MONTAGNE (FRA) (RENAULT TRUCKS/PREMIUM)							Theoretische Bestzeit: 2:07.655						
Lap	D	Time	S1	S2	S3	Lap	D	Time	S1	S2	S3		
1	1	3:39.479		1:01.221	49.586	141	5	1	4:41.204	3:28.913	38.624	33.667	140
2	1	2:07.655	59.195	36.277	32.183	141	6	1	2:08.149	59.445	36.380	32.324	140
3	1	2:08.108	59.272	36.511	32.325	141	7	1	2:27.487	59.503	46.462	41.522	107
4	1	3:03.268	1:17.895	53.442									

6 Anthony JANIEC (FRA) (MAN TGS)							Theoretische Bestzeit: 2:06.041						
Lap	D	Time	S1	S2	S3	Lap	D	Time	S1	S2	S3		
1	1	3:21.586		58.380	40.874	141	4	1	9:36.445	8:12.854	46.747	36.844	142
2	1	2:06.108	58.188	36.094	31.826	142	5	1	2:06.134	58.178	36.187	31.769	142
3	1	3:16.191	1:27.500	57.743									

7 Stéphane LANGUILLAT (FRA) (RENAULT TRUCKS/PREMIUM)							Theoretische Bestzeit: 2:12.976						
Lap	D	Time	S1	S2	S3	Lap	D	Time	S1	S2	S3		
1	1	3:56.940		56.992	1:02.081	129	6	1	2:13.529	1:01.809	37.870		134
2	1	2:16.346	1:03.126	39.292	33.928	133	7	1	2:13.876	1:02.257	37.653	33.966	134
3	1	2:14.026	1:01.911	37.978	34.137	133	8	1	2:13.658	1:01.394	37.886	34.377	132
4	1	2:13.857	1:01.563	37.944	34.350	133	9	1	2:14.269	1:01.581	38.098	34.590	132
5	1	2:13.630	1:01.647	37.666	34.317	133							

9 Jean-Charles MAURI (FRA) (RENAULT TRUCKS/PREMIUM)							Theoretische Bestzeit: 2:08.404						
Lap	D	Time	S1	S2	S3	Lap	D	Time	S1	S2	S3		
1	1	3:50.429		56.807	52.812	128	5	1	2:09.476	59.981	36.670	32.825	139
2	1	2:11.094	1:00.555	37.464	33.075	138	6	1	2:09.499	1:00.148	36.604	32.747	138
3	1	2:08.419	59.474	36.619	32.326	139	7	1	2:53.676	1:14.396	50.794		
4	1	2:17.270	1:04.536	38.671	34.063	138							

11 Kévin BASSANELLI (FRA) (DAF CF)							Theoretische Bestzeit: 2:22.177						
Lap	D	Time	S1	S2	S3	Lap	D	Time	S1	S2	S3		
1	1	4:04.027		1:01.756	1:07.056	112	5	1	2:53.755	1:09.922	51.184		
2	1	2:38.317	1:14.402	43.067	40.848	119	6	1	5:29.964	4:09.213	42.831	37.920	122
3	1	2:26.605	1:07.911	40.570	38.124	120	7	1	2:22.177	1:05.704	40.242	36.226	122
4	1	2:26.803	1:06.560	41.989	38.254	120							

12 Martial DEFAYE (FRA) (RENAULT TRUCKS/PREMIUM)							Theoretische Bestzeit: 2:17.674						
Lap	D	Time	S1	S2	S3	Lap	D	Time	S1	S2	S3		
1	1	4:00.564		1:01.857	1:05.745	116	4	1	2:18.646	1:04.543	39.686	34.417	121
2	1	2:18.552	1:04.163	39.406	34.983	121	5	1	2:18.896	1:04.722	39.919	34.255	122
3	1	2:18.569	1:04.013	39.744	34.812	121	6	1	2:49.543	1:16.128	46.208		

14 Grégory OSTASZEWSKI (POL) (RENAULT TRUCKS/PREMIUM)							Theoretische Bestzeit: 2:08.682						
Lap	D	Time	S1	S2	S3	Lap	D	Time	S1	S2	S3		
1	1	3:50.757		54.479	51.828	130	6	1	2:10.133	1:00.245	36.959	32.929	136
2	1	2:11.511	1:00.584	37.483	33.444	136	7	1	2:09.394	59.943	36.587		139
3	1	2:09.356	59.971	36.729	32.656	136	8	1	2:08.949	59.548	36.761		140
4	1	2:10.403	1:01.064	36.478	32.861	138	9	1	2:11.078	59.880	38.268	32.930	137
5	1	2:09.838	1:00.122	36.866	32.850	136							


15 Pascal LEMONNIER (FRA) (RENAULT TRUCKS/PREMIUM)							Theoretische Bestzeit: 2:19.455						
Lap	D	Time	S1	S2	S3	Lap	D	Time	S1	S2	S3		
1	1	4:10.813		44.831	1:01.647	108	5	1	2:35.692	1:06.006	41.787		
2	1	2:22.200	1:05.561	41.058	35.581	120	6	1	4:33.351	3:12.855	43.257	37.239	111

24 HEURES CAMIONS

Circuit Bugatti - Le Mans, length 4185 m

22. - 24. September 2017

24 HEURES CAMIONS



Lap Analysis Qualifying Practice 1, 23.09.2017

FFSA -Reg.No.: FFSA n°736

Lap	D	Time	S1	S2	S3	Lap	D	Time	S1	S2	S3		
3	1	2:20.738	1:04.230	39.949	36.559	121	7	1	2:24.237	1:05.540	40.679	38.018	102
4	1	2:20.190	1:04.965	39.739	35.486	115							

16 Louis MERIC (FRA) (MAN TGS)

Theoretische Bestzeit: 2:10.140


Lap	D	Time	S1	S2	S3	Lap	D	Time	S1	S2	S3		
1	1	3:41.816		1:01.724	50.629	134	5	1	2:10.489	1:00.550	36.890	33.049	135
2	1	2:10.249	1:00.401	36.908	32.940	135	6	1	2:10.437	1:00.310	36.958	33.169	135
3	1	2:10.744	1:00.538	37.152	33.054	133	7	1	2:40.979	1:06.933	45.787		
4	1	2:20.783	1:05.338	42.358	33.087	134							

24 HEURES CAMIONS

Circuit Bugatti - Le Mans, length 4185 m

22. - 24. September 2017

24 HEURES CAMIONS



24h
CAMIONS
23-24 SEPTEMBRE 2017

Lap Analysis Qualifying Practice 1, 23.09.2017

FFSA -Reg.No.: FFSA n°736

17 Alain TREUVEY (FRA) (DAF CF)							Theoretische Bestzeit: 2:21.388					
Lap	D	Time	S1	S2	S3		Lap	D	Time	S1	S2	S3
1	1	4:03.716		1:01.531	1:04.677	121	3	1	2:22.054	1:05.941	39.660	36.452 122
2	1	2:22.254	1:06.609	39.859	35.786	123	4	1	3:04.002	1:24.359	48.007	

18 Frédéric LOUISFERT (FRA) (RENAULT TRUCKS/PREMIUM)							Theoretische Bestzeit: 2:19.497					
Lap	D	Time	S1	S2	S3		Lap	D	Time	S1	S2	S3
1	1	4:09.363		45.946	1:01.155	116	4	1	2:20.220	1:04.355	39.942	35.923 120
2	1	2:29.016	1:06.296	43.768	38.952	117	5	1	2:19.614	1:04.251	40.028	35.331 117
3	1	2:20.721	1:05.190	40.231	35.300	120	6	1	2:40.242	1:09.181	44.441	

20 Téo CALVET (FRA) (MAN TGS)							Theoretische Bestzeit: 2:08.962					
Lap	D	Time	S1	S2	S3		Lap	D	Time	S1	S2	S3
1	1	3:52.211		1:00.375	51.603	135	5	1	2:09.205	59.754	36.930	32.521 140
2	1	2:10.523	1:00.127	37.433	32.963	141	6	1	2:21.699	1:06.478	41.261	33.960 142
3	1	2:42.450	1:15.027	48.616		140	7	1	2:09.059	59.586	36.855	32.618 139
4	1	2:25.299	1:03.632	44.258	37.409	141	8	1	2:29.781	1:09.900	45.040	34.841 139

21 Raphaël SOUSA (PRT) (RENAULT TRUCKS/PREMIUM)							Theoretische Bestzeit: 2:13.780					
Lap	D	Time	S1	S2	S3		Lap	D	Time	S1	S2	S3
1	1	4:07.589		58.461	1:03.941	102	5	1	2:16.765	1:02.990	39.126	34.649 135
2	1	2:32.278	1:10.887	40.823			6	1	2:16.379	1:03.081	38.302	34.996 133
3	1	3:49.038	2:35.532	38.568	34.938	133	7	1	2:19.845	1:02.773	37.661	
4	1	2:14.773	1:01.471	38.003	35.300	134						

22 José SOUSA (PRT) (RENAULT TRUCKS/PREMIUM)							Theoretische Bestzeit: 2:10.657					
Lap	D	Time	S1	S2	S3		Lap	D	Time	S1	S2	S3
1	1	3:59.207		1:00.034	57.634	132	5	1	2:11.537	1:00.993	37.416	33.128 135
2	1	2:12.487	1:01.470	37.828	33.189	135	6	1	2:10.876	1:00.558	37.204	33.114 138
3	1	2:11.181	1:00.714	37.265	33.202	136	7	1	2:11.193	1:00.461	37.460	33.271 138
4	1	2:12.156	1:01.474	37.328	33.354	135	8	1	2:18.829	1:03.702	37.081	

23 José TEODOSIO (PRT) (RENAULT TRUCKS/PREMIUM)							Theoretische Bestzeit: 2:08.998					
Lap	D	Time	S1	S2	S3		Lap	D	Time	S1	S2	S3
1	1	3:29.339		54.751	41.270	137	4	1	2:09.066	59.712	36.637	32.717 138
2	1	2:09.804	59.822	36.975	33.007	138	5	1	2:10.145	1:00.458	36.798	32.889 137
3	1	2:09.194	59.657	36.624	32.913	136	6	1	2:23.566	1:01.832	39.045	

31 Patrick CHATELAIN (FRA) (IVECO/STRALIS)							Theoretische Bestzeit: 2:15.237					
Lap	D	Time	S1	S2	S3		Lap	D	Time	S1	S2	S3
1	1	3:56.394		56.515	1:02.621	124	6	1	2:16.331	1:02.900	39.008	34.423 126
2	1	2:18.692	1:04.969	39.147	34.576	125	7	1	2:16.274	1:03.212	38.355	34.707 126
3	1	2:16.601	1:03.243	38.757		131	8	1	2:19.933	1:04.495	40.486	34.952 125
4	1	2:16.412	1:03.631	38.535	34.246	126	9	1	2:16.589	1:03.352	38.492	34.745 127
5	1	2:15.108	1:02.631	38.387		128						

32 Vincent CROUZADE (FRA) (IVECO/STRALIS)							Theoretische Bestzeit: 2:13.082					
Lap	D	Time	S1	S2	S3		Lap	D	Time	S1	S2	S3
1	1	3:48.214		1:00.311	56.294	123	5	1	2:14.067	1:01.528	37.876	34.663 125
2	1	2:17.765	1:02.643	40.573	34.549	125	6	1	2:13.082	1:01.361	37.619	34.102 126
3	1	2:19.862	1:01.678	37.791			7	1	2:13.871	1:01.463	38.128	34.280 126
4	1	3:56.315	2:44.233	37.921	34.161	125	8	1	2:13.782	1:01.463	37.993	34.326 127


33 Patrice LACOUVE (FRA) (MAN TGS)							Theoretische Bestzeit: 2:14.242					
Lap	D	Time	S1	S2	S3		Lap	D	Time	S1	S2	S3
1	1	3:58.166		1:01.276	57.185	121	4	1	2:49.176	1:20.548	46.800	41.828 66
2	1	2:17.099	1:03.552	39.732	33.815	130	5	1	2:29.310	1:15.311	38.734	35.265 129
3	1	2:14.468	1:02.031	38.392		131	6	1	2:57.991	1:19.076	45.219	

24 HEURES CAMIONS

Circuit Bugatti - Le Mans, length 4185 m

22. - 24. September 2017

24 HEURES CAMIONS



Lap Analysis Qualifying Practice 1, 23.09.2017

FFSA -Reg.No.: FFSA n°736

39 Franck CONTI (FRA) (VOLVO/VN)

Theoretische Bestzeit: 2:09.993

Lap	D	Time	S1	S2	S3	Lap	D	Time	S1	S2	S3		
1	1	3:46.238		1:01.939	54.323	135	5	1	2:11.130	1:00.789	37.197	33.144	140
2	1	2:10.599	1:00.784	36.565	33.250	140	6	1	2:10.376	1:00.336	36.948	33.098	139
3	1	2:11.140	1:00.643	36.877	33.620	139	7	1	2:40.316	1:06.604	46.199		
4	1	2:11.576	1:01.248	37.184	33.144	140							

24 HEURES CAMIONS

Circuit Bugatti - Le Mans, length 4185 m

22. - 24. September 2017

24 HEURES CAMIONS



24h
CAMIONS
23-24 SEPTEMBRE 2017

Lap Analysis Qualifying Practice 1, 23.09.2017

FFSA -Reg.No.: FFSA n°736

64 Pierre IHUEL (FRA) (VOLVO)							Theoretische Bestzeit: 2:23.690					
Lap	D	Time	S1	S2	S3		Lap	D	Time	S1	S2	S3
1	1	4:12.356		48.952	1:03.811	103	5	1	2:25.626	1:06.975	41.544	37.107 115
2	1	2:27.061	1:08.279	41.639	37.143	117	6	1	2:25.306	1:07.546	41.473	36.287 116
3	1	2:23.690	1:06.321	41.236	36.125	118	7	1	2:28.246	1:07.476	44.257	36.513 116
4	1	2:28.530	1:07.429	42.286	38.815	118	8	1	2:42.984	1:07.300	43.567	

65 Christophe MIQUEL (FRA) (SCANIA)						Theoretische Bestzeit:					
Lap	D	Time	S1	S2	S3	Lap	D	Time	S1	S2	S3
1	1	4:07.484				4	1	2:40.363			
2	1	2:23.646				5	1	2:56.311			
3	1	2:21.663									

68 Aurélien HERGOTT (FRA) (DAF CF)							Theoretische Bestzeit: 2:13.697					
Lap	D	Time	S1	S2	S3		Lap	D	Time	S1	S2	S3
1	1	4:01.056		59.589	58.095	117	5	1	2:14.063	1:01.841	38.126	34.094 128
2	1	2:15.517	1:02.665	38.642	34.210	127	6	1	2:29.373	1:04.211	41.318	
3	1	2:15.619	1:02.238	38.750	34.631	129	7	1	3:55.727	2:43.208	38.590	33.929 129
4	1	2:14.566	1:02.712	38.105	33.749	130	8	1	2:14.388	1:02.042	38.220	34.126 128

81 Sébastien DESCROFFRES (FRA) (DAF CF)							Theoretische Bestzeit: 2:23.583					
Lap	D	Time	S1	S2	S3		Lap	D	Time	S1	S2	S3
1	1	4:05.319		1:01.944	1:07.083	105	5	1	2:25.266	1:07.165	41.768	36.333 118
2	1	2:29.481	1:09.511	42.079	37.891	115	6	1	2:25.576	1:08.055	41.139	36.382 117
3	1	2:23.583	1:06.781	40.946	35.856	119	7	1	2:24.818	1:07.303	41.020	36.495 117
4	1	2:28.607	1:08.416	41.237	38.954	116	8	1	2:25.311	1:07.130	41.632	36.549 113

83 Jérémy ROBINEAU (FRA) (RENAULT TRUCKS/PREMIUM)							Theoretische Bestzeit: 2:12.552					
Lap	D	Time	S1	S2	S3		Lap	D	Time	S1	S2	S3
1	1	3:54.922		1:01.984	1:01.803	120	5	1	2:28.856	1:09.761	42.628	36.467 125
2	1	2:12.846	1:01.738	37.602		126	6	1	2:13.941	1:01.812	37.740	34.389 127
3	1	2:38.592	1:13.663	46.099	38.830	125	7	1	2:13.346	1:01.655	37.720	126
4	1	2:13.174	1:01.977	37.685	33.512	126	8	1	2:12.701	1:01.461	37.573	33.661 127

169 Jérôme CARRET (FRA) (RENAULT TRUCKS/PREMIUM)							Theoretische Bestzeit: 2:22.298					
Lap	D	Time	S1	S2	S3		Lap	D	Time	S1	S2	S3
1	1	4:13.877		42.237	44.731	116	5	1	2:24.743	1:07.136	41.042	36.565 118
2	1	2:29.779	1:09.731	42.342	37.706	119	6	1	2:22.567	1:05.995	40.542	36.030 119
3	1	2:26.522	1:08.122	41.262	37.138	118	7	1	2:23.326	1:06.407	40.558	36.361 117
4	1	2:27.647	1:06.527	43.634	37.486	115	8	1	2:40.602	1:05.721	41.340	