


24 HEURES CAMIONS

Circuit Bugatti - Le Mans, length 4185 m

22. - 24. September 2017

24 HEURES CAMIONS



24h
CAMIONS
23-24 SEPTEMBRE 2017

Lap Analysis Free Practice 2, 23.09.2017

FFSA -Reg.No.: FFSA n°736

1 Thomas ROBINEAU (FRA) (MAN/TGX)							Theoretische Bestzeit: 2:06.713					
Lap	D	Time	S1	S2	S3		Lap	D	Time	S1	S2	S3
1	1	2:32.709		38.977	32.573	137	7	1	4:38.802	3:30.428	36.065	32.309 140
2	1	2:07.242	58.939	36.081	32.222	138	8	1	2:08.528	59.270	36.490	32.768 137
3	1	2:07.695	59.342	35.950	32.403	138	9	1	2:09.508	58.922	37.211	33.375 137
4	1	2:31.077	1:05.771	45.374			10	1	2:06.955	58.730	35.761	32.464 138
5	1	3:26.954	2:17.910	36.669	32.375	138	11	1	2:32.222	1:09.704	43.825	
6	1	2:24.035	1:00.208	38.814								

2 Lionel MONTAGNE (FRA) (RENAULT TRUCKS/PREMIUM)							Theoretische Bestzeit: 2:07.796					
Lap	D	Time	S1	S2	S3		Lap	D	Time	S1	S2	S3
1	1	2:26.358		37.949	32.688	139	7	1	2:20.913	59.665	36.541	
2	1	2:08.897	59.668	36.549	32.680	140	8	1	3:58.743	2:49.060	36.590	33.093 140
3	1	2:08.538	59.520	36.637	32.381	141	9	1	2:07.823	59.125	36.290	32.408 139
4	1	2:19.526	59.527	36.878			10	1	2:08.049	59.236	36.396	32.417 140
5	1	5:35.496	4:26.626	36.455	32.415	139	11	1	2:07.972	59.220	36.356	32.396 141
6	1	2:08.914	59.553	36.835	32.526	141	12	1	3:02.898	1:16.953	54.956	

6 Anthony JANIEC (FRA) (MAN TGS)							Theoretische Bestzeit: 2:05.450					
Lap	D	Time	S1	S2	S3		Lap	D	Time	S1	S2	S3
1	1	7:03.197		42.749	36.423	140	3	1	3:00.095	1:21.917	52.691	
2	1	2:05.450	58.048	35.584	31.818	141						

7 Stéphane LANGUILLAT (FRA) (RENAULT TRUCKS/PREMIUM)							Theoretische Bestzeit: 2:12.618					
Lap	D	Time	S1	S2	S3		Lap	D	Time	S1	S2	S3
1	1	3:19.336		44.652	40.059	131	6	1	2:13.538	1:02.165	37.478	33.895 131
2	1	2:16.192	1:02.111	38.814	35.267	132	7	1	2:14.271	1:02.365	38.140	33.766 132
3	1	2:17.397	1:02.721	39.513	35.163	131	8	1	2:12.633	1:01.483	37.369	33.781 130
4	1	2:17.804	1:03.748	38.555	35.501	133	9	1	2:44.054	1:14.299	43.958	
5	1	2:13.373	1:01.515	37.972	33.886	133						

9 Jean-Charles MAURI (FRA) (RENAULT TRUCKS/PREMIUM)							Theoretische Bestzeit: 2:08.778					
Lap	D	Time	S1	S2	S3		Lap	D	Time	S1	S2	S3
1	1	8:40.547		42.350	41.008	103	6	1	2:12.728	1:02.254	37.180	33.294 137
2	1	2:22.316	1:04.290	39.467	38.559	137	7	1	2:09.676	1:00.400	36.706	32.570 138
3	1	2:10.781	1:00.868	37.024	32.889	138	8	1	2:08.778	59.893	36.413	32.472 138
4	1	2:51.401	1:12.341	47.080			9	1	2:57.646	1:17.190	49.032	
5	1	7:05.773	5:46.105	42.505	37.163	129						

11 Kévin BASSANELLI (FRA) (DAF CF)							Theoretische Bestzeit: 3:03.317					
Lap	D	Time	S1	S2	S3		Lap	D	Time	S1	S2	S3
1	1	3:38.996		44.200			3	1	4:07.796	1:43.083	1:11.373	
2	1	3:48.944	2:28.709	41.430	38.805	118						

12 Martial DEFAYE (FRA) (RENAULT TRUCKS/PREMIUM)							Theoretische Bestzeit: 2:17.550					
Lap	D	Time	S1	S2	S3		Lap	D	Time	S1	S2	S3
1	1	2:59.007		40.497	36.915	123	4	1	2:20.583	1:05.367	40.684	34.532 122
2	1	2:22.355	1:03.773	41.223	37.357	124	5	1	2:18.306	1:04.482	39.243	34.581 121
3	1	2:21.822	1:06.773	39.962	35.087	119	6	1	2:40.510	1:09.347	44.989	

14 Grégory OSTASZEWSKI (POL) (RENAULT TRUCKS/PREMIUM)							Theoretische Bestzeit: 2:08.519					
Lap	D	Time	S1	S2	S3		Lap	D	Time	S1	S2	S3
1	1	5:20.268		37.640	34.317	134	8	1	2:10.111	1:00.290	37.301	32.520 137
2	1	2:11.440	1:00.406	37.348	33.686	136	9	1	2:12.576	1:02.516	37.305	32.755 136
3	1	2:11.413	1:00.720	37.274	33.419	136	10	1	2:09.701	59.982	36.992	32.727 138
4	1	2:09.641	1:00.066	36.657	32.918	136	11	1	2:09.004	59.805	36.701	32.498 138
5	1	2:09.460	1:00.063	36.795	32.602	139	12	1	2:09.014	59.721	36.598	32.695 137
6	1	2:10.028	59.423	37.368	33.237	138	13	1	2:09.262	59.429	36.728	33.105 135
7	1	2:10.016	1:00.134	36.908	32.974	139						

24 HEURES CAMIONS

Circuit Bugatti - Le Mans, length 4185 m

22. - 24. September 2017

24 HEURES CAMIONS



Lap Analysis Free Practice 2, 23.09.2017

FFSA/ -Reg.No.: FFSA n°736

15 Pascal LEMONNIER (FRA) (RENAULT TRUCKS/PREMIUM)							Theoretische Bestzeit: 2:17.731						
Lap	D	Time	S1	S2	S3		Lap	D	Time	S1	S2	S3	
1	1	3:10.244		41.799	38.860	109	8	1	2:20.102	1:03.902	41.315	34.885	118
2	1	2:21.737	1:06.306	39.906	35.525	119	9	1	2:20.691	1:06.029	39.746	34.916	121
3	1	2:22.571	1:05.441	41.015	36.115	121	10	1	2:17.731	1:03.594	39.436	34.701	113
4	1	2:21.254	1:06.438	39.779	35.037	120	11	1	2:26.964	1:09.071	40.574	37.319	109
5	1	2:20.840	1:06.046	39.907	34.887	122	12	1	2:20.031	1:05.001	39.917	35.113	117
6	1	2:21.090	1:05.174	40.109	35.807	118	13	1	2:23.347	1:04.678	40.650	38.019	120
7	1	2:18.305	1:03.651	39.714	34.940	118							

16 Louis MERIC (FRA) (MAN TGS)							Theoretische Bestzeit: 2:09.955						
Lap	D	Time	S1	S2	S3		Lap	D	Time	S1	S2	S3	
1	1	3:26.726		46.890	42.636	108	7	1	4:47.158	3:37.177	37.102	32.879	135
2	1	2:29.302	1:07.541	43.276	38.485	115	8	1	2:10.223	1:00.441	37.013	32.763	135
3	1	2:13.998	1:03.444	37.419	33.135	134	9	1	2:10.797	1:00.633	36.825	33.339	133
4	1	2:11.804	1:00.623	38.002	33.179	134	10	1	2:10.378	1:00.719	36.745	32.914	135
5	1	2:12.417	1:00.591	38.385	33.441	134	11	1	2:34.626	1:04.517	43.459		
6	1	2:32.499	1:00.508	45.747									

17 Alain TREUVEY (FRA) (DAF CF)							Theoretische Bestzeit: 2:29.108						
Lap	D	Time	S1	S2	S3		Lap	D	Time	S1	S2	S3	
1	1	3:09.231		42.308	38.570	117	3	1	4:31.768	2:59.631	42.190		
2	1	2:42.520	1:08.870	41.668									

18 Frédéric LOUISFERT (FRA) (RENAULT TRUCKS/PREMIUM)							Theoretische Bestzeit: 2:17.501						
Lap	D	Time	S1	S2	S3		Lap	D	Time	S1	S2	S3	
1	1	3:00.944		41.121	35.722	117	6	1	2:21.203	1:04.578	40.566	36.059	115
2	1	2:21.677	1:04.468	40.202	37.007	120	7	1	2:24.580	1:09.068	40.420	35.092	118
3	1	2:26.027	1:06.751	42.423	36.853	120	8	1	2:18.396	1:03.521	39.708	35.161	119
4	1	2:21.579	1:05.396	40.501	35.682	114	9	1	2:18.212	1:04.238	39.202	34.772	118
5	1	2:23.066	1:05.970	40.929	36.167	117	10	1	2:44.646	1:08.341	48.451		

20 Téo CALVET (FRA) (MAN TGS)							Theoretische Bestzeit: 2:09.088						
Lap	D	Time	S1	S2	S3		Lap	D	Time	S1	S2	S3	
1	1	9:40.582		46.531			4	1	2:09.088	59.459	36.894	32.735	139
2	1	3:55.471	2:38.052	43.527	33.892	139	5	1	2:53.212	1:11.383	47.792		
3	1	2:10.895	59.824	37.812	33.259	140							

21 Raphaël SOUSA (PRT) (RENAULT TRUCKS/PREMIUM)							Theoretische Bestzeit: 2:16.040						
Lap	D	Time	S1	S2	S3		Lap	D	Time	S1	S2	S3	
1	1	4:22.524		40.876	35.701	129	3	1	2:27.279	1:02.690	40.029		
2	1	2:16.501	1:03.159	38.465	34.877	131							

22 José SOUSA (PRT) (RENAULT TRUCKS/PREMIUM)							Theoretische Bestzeit: 2:10.110						
Lap	D	Time	S1	S2	S3		Lap	D	Time	S1	S2	S3	
1	1	5:32.075		39.620	34.941	135	7	1	5:53.624	4:42.504	37.637	33.483	136
2	1	2:15.025	1:02.106	38.581	34.338	134	8	1	2:10.886	1:00.845	37.093	32.948	137
3	1	2:14.793	1:02.520	39.037	33.236	136	9	1	2:11.240	1:00.759	37.534	32.947	137
4	1	2:11.051	1:00.070	37.364	33.617	134	10	1	2:11.275	1:00.874	37.299	33.102	139
5	1	2:12.177	1:01.274	37.497	33.406	135	11	1	2:13.755	1:00.374	37.426		
6	1	2:17.455	1:01.358	37.818									


23 José TEODOSIO (PRT) (RENAULT TRUCKS/PREMIUM)							Theoretische Bestzeit: 2:07.869						
Lap	D	Time	S1	S2	S3		Lap	D	Time	S1	S2	S3	
1	1	4:18.294		40.162	34.657	137	8	1	2:08.639	59.441	36.638	32.560	139
2	1	2:08.300	59.306	36.534	32.460	137	9	1	2:08.743	59.392	36.392	32.959	140
3	1	2:09.669	1:00.298	36.437	32.934	140	10	1	2:12.606	59.450	36.515		
4	1	2:08.829	59.301	36.690	32.838	136	11	1	2:32.575	1:22.548	37.091	32.936	139
5	1	2:31.402	1:00.945	42.632			12	1	2:08.465	59.108	36.562	32.795	140
6	1	3:26.552	2:17.791	36.359	32.402	138	13	1	2:49.704	1:15.588	48.366		
7	1	2:08.055	59.167	36.366	32.522	137							

24 HEURES CAMIONS

Circuit Bugatti - Le Mans, length 4185 m

22. - 24. September 2017

24 HEURES CAMIONS



24h
CAMIONS
23-24 SEPTEMBRE 2017

Lap Analysis Free Practice 2, 23.09.2017

FFSA -Reg.No.: FFSA n°736


31 Patrick CHATELAIN (FRA) (IVECO/STRALIS)							Theoretische Bestzeit: 2:16.183						
Lap	D	Time	S1	S2	S3	Lap	D	Time	S1	S2	S3		
1	1	2:41.271		38.904	35.224	124	3	1	2:18.996	1:05.548	38.987	34.461	125
2	1	2:17.279	1:03.295	38.680	35.304	117	4	1	2:31.446	1:03.042	40.465		

24 HEURES CAMIONS

Circuit Bugatti - Le Mans, length 4185 m

22. - 24. September 2017

24 HEURES CAMIONS



24h
CAMIONS
23-24 SEPTEMBRE 2017

Lap Analysis Free Practice 2, 23.09.2017

FFSA -Reg.No.: FFSA n°736

32 Vincent CROUZADE (FRA) (IVECO/STRALIS)							Theoretische Bestzeit: 2:12.406						
Lap	D	Time	S1	S2	S3		Lap	D	Time	S1	S2	S3	
1	1	6:45.998		38.870	36.156	123	5	1	2:13.090	1:01.405	37.589	34.096	126
2	1	2:14.540	1:02.366	37.873	34.301	124	6	1	2:13.638	1:02.351	37.423	33.864	124
3	1	2:39.053	1:01.141	37.914			7	1	2:12.967	1:01.193	37.932	33.842	124
4	1	6:07.254	4:53.475	38.072	35.707	124	8	1	2:44.344	1:08.796	42.605		

33 Patrice LACOUVE (FRA) (MAN TGS)							Theoretische Bestzeit: 2:13.179						
Lap	D	Time	S1	S2	S3		Lap	D	Time	S1	S2	S3	
1	1	2:37.910		39.569	34.211	130	5	1	3:33.530	2:21.458	37.967	34.105	132
2	1	2:15.217	1:02.481	38.433	34.303	130	6	1	2:16.813	1:02.467	40.359	33.987	127
3	1	2:15.424	1:03.232	38.232	33.960	131	7	1	2:13.753	1:01.688	38.491	33.574	130
4	1	2:37.355	1:01.631	40.872			8	1	2:46.001	1:13.611	46.442		

39 Franck CONTI (FRA) (VOLVO/VN)							Theoretische Bestzeit: 2:10.460						
Lap	D	Time	S1	S2	S3		Lap	D	Time	S1	S2	S3	
1	1	2:41.640		38.802	33.846	137	5	1	2:11.093	1:00.891	37.057	33.145	140
2	1	2:11.814	1:00.706	37.534	33.574	139	6	1	2:10.651	1:00.517	37.110	33.024	140
3	1	2:11.422	1:00.798	37.009	33.615	139	7	1	2:33.856	1:03.701	43.037		
4	1	2:12.461	1:00.421	38.170	33.864	139							

64 Pierre IHUEL (FRA) (VOLVO)							Theoretische Bestzeit: 2:23.825						
Lap	D	Time	S1	S2	S3		Lap	D	Time	S1	S2	S3	
1	1	4:46.914		41.365	37.069	109	3	1	2:39.200	1:06.031	48.662		
2	1	2:27.153	1:08.960	41.766	36.427	117							

65 Christophe MIQUEL (FRA) (SCANIA)							Theoretische Bestzeit:						
Lap	D	Time	S1	S2	S3		Lap	D	Time	S1	S2	S3	
1	1	2:58.729					4	1	2:23.855				
2	1	2:30.389					5	1	2:45.643				
3	1	2:36.536											

68 Aurélien HERGOTT (FRA) (DAF CF)							Theoretische Bestzeit: 2:14.334						
Lap	D	Time	S1	S2	S3		Lap	D	Time	S1	S2	S3	
1	1	3:21.008		44.647	40.468	127	5	1	2:28.104	1:05.275	39.531		
2	1	2:15.832	1:02.675	38.820	34.337	128	6	1	5:36.530	4:23.597	38.723	34.210	129
3	1	2:16.623	1:02.438	39.475	34.710	129	7	1	2:14.334	1:01.951	38.207	34.174	129
4	1	2:17.997	1:04.448	38.810	34.739	129	8	1	2:50.736	1:14.050	45.736		

81 Sébastien DESCROFFRES (FRA) (DAF CF)							Theoretische Bestzeit: 2:24.628						
Lap	D	Time	S1	S2	S3		Lap	D	Time	S1	S2	S3	
1	1	2:52.806		42.209	37.914	117	5	1	2:24.902	1:07.353	41.011	36.538	116
2	1	2:27.706	1:09.319	41.303	37.084	114	6	1	2:24.735	1:07.201	40.883	36.645	116
3	1	2:30.016	1:08.349	43.472	38.195	116	7	1	2:33.319	1:07.429	41.261		
4	1	2:29.929	1:11.644	41.621	36.664	116							

83 Jérémy ROBINEAU (FRA) (RENAULT TRUCKS/PREMIUM)							Theoretische Bestzeit: 2:10.888						
Lap	D	Time	S1	S2	S3		Lap	D	Time	S1	S2	S3	
1	1	2:36.066		40.306	33.703	123	7	1	2:11.591	1:00.915	37.550	33.126	126
2	1	2:13.393	1:01.662	38.185	33.546	124	8	1	2:11.749	1:01.000	37.344	33.405	126
3	1	2:14.859	1:02.923	37.888	34.048	126	9	1	2:50.639	1:14.237	49.987		
4	1	2:24.405	1:02.044	38.625			10	1	4:09.689	2:58.453	37.581	33.655	126
5	1	3:52.895	2:41.844	37.689	33.362	126	11	1	2:13.074	1:02.540	37.346	33.188	128
6	1	2:12.175	1:01.280	37.815	33.080	126	12	1	2:15.894	1:00.511	37.291	38.086	100


169 Jérôme CARRET (FRA) (RENAULT TRUCKS/PREMIUM)							Theoretische Bestzeit: 2:23.197						
Lap	D	Time	S1	S2	S3		Lap	D	Time	S1	S2	S3	
1	1	3:25.201		49.534	42.711	113	6	1	2:25.053	1:06.189	42.104	36.760	116
2	1	2:28.284	1:07.449	43.206	37.629	117	7	1	2:24.229	1:06.087	41.672	36.470	117
3	1	2:27.323	1:08.276	42.122	36.925	112	8	1	2:23.773	1:05.511	42.177	36.078	120

24 HEURES CAMIONS

Circuit Bugatti - Le Mans, length 4185 m

22. - 24. September 2017

24 HEURES CAMIONS



Lap Analysis Free Practice 2, 23.09.2017

FFSA -Reg.No.: FFSA n°736

Lap	D	Time	S1	S2	S3	Lap	D	Time	S1	S2	S3
4	1	3:05.790	1:08.895	53.292		9	1	2:42.985	1:06.842	41.601	
5	1	5:30.531	4:09.251	44.970	36.310 114						