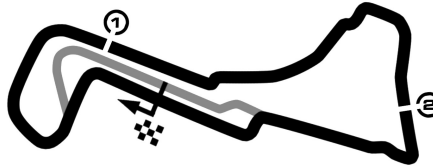


BELGIAN TRUCK GRAND PRIX

Zolder, length 4000 m

15.-17. September 2017

GT3 Cup Challenge Benelux



Lap Analysis Qualifying for Race 2, 16.09.2017

-Reg.No.: C-Z-TGP-ANN-024

2 Jurgen VAN HOVER (BEL) (Porsche GT3 Cup 991) Theoretische Bestzeit: 1:34.876

Lap	D	Time	S1	S2	S3	Lap	D	Time	S1	S2	S3
1	1	2:46.416		140	38.718	193	32.508	199			
2	1	1:39.300	31.774	144	36.214	184	31.312	204			
3	1	1:35.378	30.607	146	35.070		29.701	204			
4	1	1:35.074	30.562	147	34.830		29.682	205			
5	1	1:35.175	30.364	146	35.054		29.757	205			
6	1	1:35.230	30.592	146	34.865		29.773	204			
7	1	1:55.713	34.106	126	39.086		194				

3 Ziad GERIS (NLD) (Porsche GT3 Cup 991) Theoretische Bestzeit: 1:36.274

Lap	D	Time	S1	S2	S3	Lap	D	Time	S1	S2	S3
1	1	3:11.602		114	43.533	184	31.530	205			
2	1	1:44.915	32.630	142	37.511	148	34.774	205			
3	1	1:38.587	31.247	143	35.566		31.774	204			
4	1	1:36.385	31.107	144	35.366	199	29.912	208			
5	1	1:36.717	31.235	143	35.274		30.208	209			
6	1	1:41.780	31.584	142	38.894	177	31.302	208			
7	1	1:36.723	31.353	144	35.255		30.115	206			
8	1	1:36.517	31.185	143	35.377	199	29.955	209			
9	1	1:36.890	31.241	144	35.518	198	30.131	206			

4 Menno VAN DE GRIJSPAARDE (NLD) (Porsche GT3 Cup 991) Theoretische Bestzeit: 1:35.886

Lap	D	Time	S1	S2	S3	Lap	D	Time	S1	S2	S3
1	1	2:58.878		131	40.684	183	32.135	203			
2	1	1:40.814	32.487		37.465	193	30.862	205			
3	1	1:38.658	31.762	141	35.776	199	31.120	209			
4	1	1:36.019	31.091	144	35.212		29.716	210			
5	1	1:46.353	35.844	102	40.473	197	30.036	209			
6	1	1:36.061	31.062	142	35.174		29.825	209			
7	1	1:35.923	31.099		35.137	199	29.687	210			
8	1	2:02.823	34.438	130	43.102	161					

6 Yves NOEL (BEL) (Porsche GT3 Cup 991) Theoretische Bestzeit: 1:38.530

Lap	D	Time	S1	S2	S3	Lap	D	Time	S1	S2	S3
1	1	2:50.226		128	43.009	158	36.836	199			
2	1	1:42.684	33.536	138	37.959	194	31.189	208			
3	1	1:39.733	32.437	142	36.834	196	30.462	209			
4	1	1:39.615	32.182	141	36.701	197	30.732	208			
5	1	1:38.780	31.784	142	36.505	197	30.491	208			
6	1	1:38.608	31.862	141	36.295	198	30.451	206			
7	1	2:00.118	33.975	127	41.834	177					

8 Cengiz OGUZHAN (TUR) (Porsche GT3 Cup 991) Theoretische Bestzeit: 1:37.143

Lap	D	Time	S1	S2	S3	Lap	D	Time	S1	S2	S3
1	1	3:55.273		131	42.801	173	33.662	188			
2	1	1:47.891	33.899	140	41.143	141	32.849	205			
3	1	1:40.498	32.228	142	37.209	191	31.061	206			
4	1	1:38.217	31.662		36.104	197	30.451	209			
5	1	1:38.046	31.656	142	36.247	196	30.143	209			
6	1	1:37.300	31.209		35.834		30.257	208			
7	1	1:38.625	31.362		36.946	192	30.317	210			
8	1	1:37.453	31.491	141	35.791	199	30.171	209			

20 Pierre PIRON (BEL) (Porsche GT3 Cup 991) Theoretische Bestzeit: 1:36.241

Lap	D	Time	S1	S2	S3	Lap	D	Time	S1	S2	S3
1	1	2:49.485		131	39.930	177	32.833	203			
2	1	1:42.583	32.758	140	37.092		32.733	206			
3	1	1:36.665	31.226	144	35.247	199	30.192	209			
4	1	1:36.275	30.890	145	35.243		30.142	208			
5	1	1:37.014	30.856	145	35.743		30.415	206			
6	1	2:13.443	40.989	104	44.708	152					

26 Yadel OSKAN (TUR) Nicolas VANDIERENDONCK (Porsche GT3 Cup 991) Theoretische Bestzeit: 1:38.913

Lap	D	Time	S1	S2	S3	Lap	D	Time	S1	S2	S3
1	1	3:06.771		127	41.171	170	32.540	200			
2	1	1:41.446	33.204	141	37.663	192	30.579	202			
3	1	1:40.274	32.279	144	37.629	192	30.366	199			
4	1	1:39.812	32.192	144	37.280	195	30.340	200			
5	1	1:38.982	31.954	144	36.619	192	30.409	202			
6	1	2:14.378	35.932	124	51.533	140					

28 Xavier MAASSEN (NLD) (Porsche GT3 Cup 991) Theoretische Bestzeit: 1:33.974

Lap	D	Time	S1	S2	S3	Lap	D	Time	S1	S2	S3
1	1	3:33.671		133	39.008	194	30.904	205			
2	1	1:36.628	31.227	144	35.468		29.933	200			
3	1	1:34.723	30.595	147	34.684		29.444	202			
4	1	1:35.809	30.302	147	35.928		29.579	203			
5	1	1:34.516	30.228	147	34.302		29.986	200			
6	1	1:47.654	30.828	139	46.701	179	30.125	200			
7	1	1:45.860	30.573	146	35.162	181					

33 Yannick HOOGAARS (BEL) (Porsche GT3 Cup 991) Theoretische Bestzeit: 1:35.255

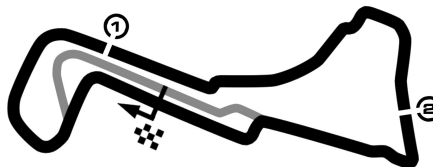
Lap	D	Time	S1	S2	S3	Lap	D	Time	S1	S2	S3
1	1	2:26.890		136	38.006	195	30.544	202			
2	1	1:37.584	31.512	143	36.251		29.821	205			
3	1	1:35.578	30.885	144	35.002		29.691	205			
4	1	1:38.615	30.930	145	37.189	165	30.496	208			
5	1	1:36.185	31.228	145	35.138		29.819	208			
6	1	1:45.933	30.925	144	34.972						

BELGIAN TRUCK GRAND PRIX

Zolder, length 4000 m

15.-17. September 2017

GT3 Cup Challenge Benelux



Lap Analysis Qualifying for Race 2, 16.09.2017

-Reg.No.: C-Z-TGP-ANN-024

Lap	D	Time	S1	S2	S3	Lap	D	Time	S1	S2	S3
4	1	1:36.662	30.783	144	34.781	31.098	206				

37 John DE WILDE (BEL) (Porsche GT3 Cup 991)

Theoretische Bestzeit: 1:35.207

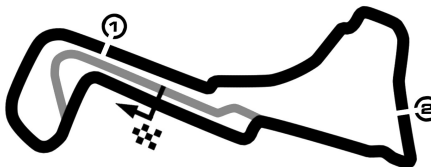
Lap	D	Time	S1	S2	S3	Lap	D	Time	S1	S2	S3					
1	1	2:47.873	121	40.617	186	32.533	199	4	1	1:35.427	30.847	145	34.910	29.670	208	
2	1	1:39.998	32.402	142	36.714	199	30.882	205	5	1	1:35.266	30.686	145	34.851	29.729	208
3	1	1:36.269	30.951	145	35.231	30.087	208	6	1	2:01.318	35.348	124	41.484	167		

BELGIAN TRUCK GRAND PRIX

Zolder, length 4000 m

15.-17. September 2017

GT3 Cup Challenge Benelux



Lap Analysis Qualifying for Race 2, 16.09.2017

-Reg.No.: C-Z-TGP-ANN-024

49 Willem MEULDERS (BEL) Johan VAN LOO (Porsche GT3 Cup 991) Theoretische Bestzeit: 1:36.778

Lap	D	Time	S1	S2	S3	Lap	D	Time	S1	S2	S3						
1	1	3:09.407	111	40.324	191	34.090	200	6	1	1:37.410	31.705	144	35.559	198	30.146	203	
2	1	1:41.435	34.060	141	36.810	196	30.565	202	7	1	1:37.196	31.535	143	35.625	198	30.036	204
3	1	1:39.014	31.768	144	36.633	198	30.613	200	8	1	1:36.963	31.340	144	35.544	198	30.079	203
4	1	1:48.118	31.482	143	37.109	197	39.527	203	9	1	1:36.988	31.323	143	35.754	199	29.911	203
5	1	1:37.834	31.599	143	35.632	196	30.603	203									

53 Ayhancan GUVEN (TUR) (Porsche GT3 Cup 991) Theoretische Bestzeit: 1:33.621

Lap	D	Time	S1	S2	S3	Lap	D	Time	S1	S2	S3					
1	1	2:21.407	139	38.085	196	31.400	204	4	1	1:34.102	30.220	101	34.467	95	29.415	210
2	1	1:38.152	31.805	36.411	29.936	210	5	1	1:33.621	30.119	101	34.176	95	29.326	205	
3	1	1:35.118	30.782	34.791	29.545	210	6	1	2:24.974	32.700	101	52.698	95			

97 David SAELENS (BEL) Nicolas SAELENS (Porsche GT3 Cup 991) Theoretische Bestzeit: 1:34.507

Lap	D	Time	S1	S2	S3	Lap	D	Time	S1	S2	S3						
1	1	3:03.088	120	45.307	124	34.898	206	4	1	1:35.267	30.868	145	34.495	143	34.538	209	
2	1	1:37.085	31.598	144	35.373	198	30.114	206	5	1	1:34.550	30.619	145	34.538		29.393	209
3	1	1:45.159	34.871	128	39.422	183	30.866	210	6	1	1:51.569	30.766	143	39.492	187		

98 Glenn VAN PARIJS (BEL) (Porsche GT3 Cup 991) Theoretische Bestzeit: 1:34.491

Lap	D	Time	S1	S2	S3	Lap	D	Time	S1	S2	S3						
1	1	2:45.448	109	43.567	155	33.644	205	5	1	1:34.652	30.584	144	34.498	144	34.648	29.570	208
2	1	1:38.319	31.711	137	36.097	198	30.511	206	6	1	1:35.273	30.761	145	34.572		29.940	208
3	1	1:35.334	30.833	34.751	29.750	206	7	1	1:43.550	30.568	144	34.648					
4	1	1:34.840	30.423	144	34.613	29.804	209										

99 Dylan DERDAELE (BEL) (Porsche GT3 Cup 991) Theoretische Bestzeit: 1:34.392

Lap	D	Time	S1	S2	S3	Lap	D	Time	S1	S2	S3						
1	1	2:42.471	114	44.637	142	32.089	210	4	1	1:34.838	30.507	144	34.840		29.491	212	
2	1	1:39.262	31.618	140	37.488	196	30.156	212	5	1	1:34.584	30.537	144	34.455		29.592	213
3	1	1:35.235	30.594	144	34.948	29.693	210	6	1	1:43.443	30.446	144	34.965				

917 Jeroen KREEFT (NLD) (Porsche GT3 Cup 991) Theoretische Bestzeit: 1:49.065

Lap	D	Time	S1	S2	S3	Lap	D	Time	S1	S2	S3						
1	1	2:52.482	111	46.966	153	36.212	198	5	1	1:50.123	36.103	130	40.689	170	33.331	200	
2	1	1:51.108	36.283	130	41.358	169	33.467	203	6	1	1:51.114	36.371	131	40.928	168	33.815	200
3	1	1:53.427	36.564	128	41.681	167	35.182	202	7	1	1:51.363	36.243	129	41.641	171	33.479	203
4	1	1:51.491	36.737	129	41.239	169	33.515	200	8	1	1:49.143	35.775	130	40.767	170	32.601	203