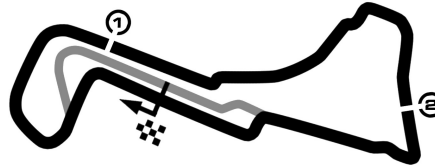


BELGIAN TRUCK GRAND PRIX

Zolder, length 4000 m

15.-17. September 2017

GT3 Cup Challenge Benelux



Lap Analysis Free practice 2, 16.09.2017

-Reg.No.: C-Z-TGP-ANN-024

2 Jurgen VAN HOVER (BEL) (Porsche GT3 Cup 991)

Theoretische Bestzeit: 1:35.365

Lap	D	Time	S1	S2	S3	Lap	D	Time	S1	S2	S3						
1	1	2:08.565		127	42.476	179	33.909	197									
2	1	1:43.787	33.354	142	38.582	191	31.851	192									
3	1	1:46.554	35.878	129	38.514	192	32.162	203									
4	1	1:37.524	31.153	146	36.167	200	30.204	204									
5	1	1:36.996	30.743	146	35.886	201	30.367	205									
6	1	1:38.725	31.877	142	36.539	201	30.309	203									
7	1	1:36.673	30.748	146	35.833	201	30.092	204									
8	1	1:53.249	31.050	146	36.278	197		17	1	1:35.779	30.724	147	34.976	204	30.079	206	
9	1	6:48.369	5:42.537	144	35.782	198	30.050	204	18	1	2:00.852	33.791	131	40.735	175		

3 Ziad GERIS (NLD) (Porsche GT3 Cup 991)

Theoretische Bestzeit: 1:36.722

Lap	D	Time	S1	S2	S3	Lap	D	Time	S1	S2	S3						
1	1	2:38.890		113	46.951	176	32.673	204									
2	1	1:42.760	32.843	140	38.427	188	31.490	204									
3	1	1:40.252	32.256	143	36.783	196	31.213	205									
4	1	1:39.281	31.886	143	36.641	198	30.754	205									
5	1	1:38.672	31.956	142	36.105	197	30.611	206									
6	1	1:38.092	31.613	143	36.014	197	30.465	206									
7	1	1:52.040	31.630	143	36.080	183		18	1	1:37.324	31.528	144	35.718	198	30.078	209	
8	1	5:18.746	4:05.180	130	41.284	178	32.282	204	19	1	1:37.755	31.640	144	35.958	200	30.157	209
9	1	1:41.069	33.266	141	37.186	196	30.617	206	20	1	1:37.357	31.397	143	35.801	199	30.159	209
10	1	1:38.785	32.230	141	36.158	199	30.397	205	21	1	1:37.389	31.541	144	35.851	199	29.997	210
11	1	1:38.241	32.012	143	36.033	199	30.196	208									

4 Menno VAN DE GRIJSPAARDE (NLD) (Porsche GT3 Cup 991)

Theoretische Bestzeit: 1:36.641

Lap	D	Time	S1	S2	S3	Lap	D	Time	S1	S2	S3						
1	1	2:06.598		118	43.947	174	32.574	205									
2	1	1:42.098	32.681	142	38.020	194	31.397	208									
3	1	1:46.019	37.595	141	36.639	200	31.785	204									
4	1	1:39.327	31.192	143	36.909	199	31.226	208									
5	1	1:38.822	31.752	142	36.559	202	30.511	206									
6	1	1:53.004	32.136	141	37.683	198		17	1	1:36.894	31.321	142	35.596	201	29.977	212	
7	1	5:53.863	4:39.586	121	41.624	183	32.653	204	18	1	1:36.888	31.378	143	35.477	200	30.033	210
8	1	1:40.845	32.865		36.925	196	31.055	204	19	1	1:36.907	31.320	143	35.610	201	29.977	210
9	1	1:38.374	31.682	141	36.253	198	30.439	206	20	1	1:38.173	31.334	142	36.376	196	30.463	209
10	1	1:38.943	32.433	144	36.260	199	30.250	209	21	1	1:38.465	31.393	143	36.487	188	30.585	209
11	1	1:37.180	31.525	144	35.683	201	29.972	210									

5 Jesse VAN KUIJK (NLD) (Porsche GT3 Cup 991)

Theoretische Bestzeit: 1:36.210

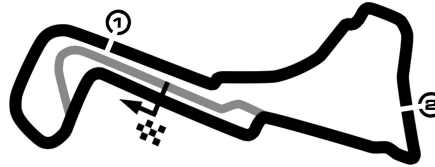
Lap	D	Time	S1	S2	S3	Lap	D	Time	S1	S2	S3						
1	1	2:01.016		132	43.601	176	34.319	200									
2	1	1:46.587	35.115	140	39.293	195	32.179	206									
3	1	1:43.916	33.110	143	38.561	193	32.245	204									
4	1	1:41.927	33.088	141	37.934	199	30.905	208									
5	1	1:38.565	31.998	141	36.146	199	30.421	208									
6	1	1:38.732	32.780	140	35.755	200	30.197	208									
7	1	1:37.394	31.490	142	35.802	200	30.102	208									
8	1	1:48.058	31.429	143	36.265	199		19	1	1:40.211	33.206	126	36.667	201	30.338	212	
9	1	5:31.483	4:18.996	134	40.676	185	31.811	208	20	1	1:36.764	31.330	143	35.540	201	29.894	210
10	1	1:39.446	32.487	143	36.349	199	30.610	209	21	1	1:41.114	31.433	142	39.416	192	30.265	210
11	1	1:37.172	31.618	141	35.589	201	29.965	210									

BELGIAN TRUCK GRAND PRIX

Zolder, length 4000 m

15.-17. September 2017

GT3 Cup Challenge Benelux



Lap Analysis Free practice 2, 16.09.2017

-Reg.No.: C-Z-TGP-ANN-024

6 Yves NOEL (BEL) (Porsche GT3 Cup 991)

Theoretische Bestzeit: 1:38.895

Lap	D	Time	S1	S2	S3	Lap	D	Time	S1	S2	S3						
1	1	2:51.304	86	50.068	161	35.606	197	11	1	1:40.952	32.569	141	37.698	197	30.685	206	
2	1	1:46.488	35.361	138	39.400	190	31.727	204	12	1	1:40.887	33.287	142	36.782	196	30.818	205
3	1	1:42.383	33.362	138	37.847	191	31.174	205	13	1	1:50.007	32.329	141	38.519	197		
4	1	1:40.706	32.819	138	37.071	194	30.816	205	14	1	5:04.051	3:54.632	140	38.096	191	31.323	206
5	1	1:39.770	32.409	141	36.797	194	30.564	208	15	1	1:41.712	33.098	140	37.623	189	30.991	206
6	1	1:40.703	32.837	140	37.033	194	30.833	205	16	1	1:40.547	33.062	140	36.843	197	30.642	210
7	1	1:51.645	33.976	139	37.519	194			17	1	1:39.988	32.651	136	36.712	196	30.625	209
8	1	5:10.898	4:02.129	135	37.971	193	30.798	206	18	1	1:40.635	32.436	141	37.038	196	31.161	210
9	1	1:39.032	32.216	141	36.391	197	30.425	206	19	1	1:51.894	32.185	140	36.467	196		
10	1	1:39.478	32.707	141	36.452	197	30.319	206									

8 Cengiz OGUZHAN (TUR) (Porsche GT3 Cup 991)

Theoretische Bestzeit: 1:38.412

Lap	D	Time	S1	S2	S3	Lap	D	Time	S1	S2	S3						
1	1	3:28.873	106	48.391	156	36.551	185	10	1	5:55.580	4:44.826	124	39.568	186	31.186	208	
2	1	1:52.930	37.775	131	41.519	174	33.636	203	11	1	1:40.223	32.830	140	37.045	192	30.348	208
3	1	1:48.804	34.545	138	39.737	156	34.522	204	12	1	1:39.643	32.475	142	36.961	195	30.207	209
4	1	1:47.164	33.471	135	41.892	186	31.801	205	13	1	1:39.414	32.095	142	36.628	193	30.691	209
5	1	1:42.672	33.424	141	38.163	191	31.085	204	14	1	1:40.997	31.828		37.074	193	32.095	206
6	1	1:41.218	32.512	141	37.988	192	30.718	205	15	1	2:31.033	32.229	142	36.762	192		
7	1	1:40.119	32.417	141	36.781	191	30.921	208	16	1	4:46.159	3:36.206	125	38.631	191	31.322	209
8	1	1:40.543	32.685	142	37.200	192	30.658	208	17	1	1:40.312	32.476	142	36.948	192	30.888	210
9	1	1:56.619	33.243	140	38.065	186			18	1	1:39.084	32.192	141	36.377	194	30.515	210

20 Pierre PIRON (BEL) (Porsche GT3 Cup 991)

Theoretische Bestzeit: 1:35.858

Lap	D	Time	S1	S2	S3	Lap	D	Time	S1	S2	S3						
1	1	2:18.760	109	45.087	173	34.403	199	13	1	1:36.692	31.045	145	35.611	202	30.036	212	
2	1	1:44.586	35.014	139	37.704	196	31.868	204	14	1	1:36.822	31.107	144	35.447	199	30.268	210
3	1	1:41.168	33.430	139	36.883	197	30.855	204	15	1	1:37.188	31.133	144	35.699	198	30.356	210
4	1	1:39.315	32.414	143	36.337	198	30.564	208	16	1	1:36.890	31.521	144	35.292	200	30.077	212
5	1	1:38.347	31.917	143	36.011	198	30.419	209	17	1	1:40.330	31.179	144	38.555	199	30.596	210
6	1	1:48.554	31.951	141	36.296	188			18	1	1:37.940	31.670	140	35.685	201	30.585	210
7	1	3:40.277	2:23.346	125	43.660	153	33.271	182	19	1	1:36.860	31.454	145	35.293	202	30.113	212
8	1	1:46.685	38.194	123	37.157	199	31.334	206	20	1	1:55.449	30.976	145	54.187	196	30.286	209
9	1	1:37.783	31.536	143	35.790	199	30.457	209	21	1	1:36.445	31.563	144	34.925	203	29.957	212
10	1	1:37.509	31.423	144	35.767	199	30.319	209	22	1	1:37.703	32.182	133	35.471	201	30.050	212
11	1	1:37.376	31.329	144	35.843	198	30.204	210	23	1	1:36.629	31.256	144	35.262	201	30.111	212
12	1	1:36.770	31.195	145	35.527	199	30.048	210									

26 Yadel OSKAN (TUR) Nicolas VANDIERENDONCK (Porsche GT3 Cup 991) Theoretische Bestzeit: 1:37.255

Lap	D	Time	S1	S2	S3	Lap	D	Time	S1	S2	S3						
1	1	2:41.131	108	46.202	161	33.848	198	11	1	1:43.741	33.988	141	37.390	183	32.363	202	
2	1	1:46.995	35.887	139	38.812	190	32.296	198	12	1	1:45.815	34.058	139	40.110	164	31.647	203
3	1	1:39.997	32.622	142	36.537	195	30.838	200	13	1	1:43.035	33.680	140	38.053	183	31.302	202
4	1	1:40.688	32.215	143	36.418	193	32.055	200	14	1	1:42.667	33.578	140	37.779	189	31.310	203
5	1	1:39.670	32.719	143	36.154	197	30.797	203	15	1	1:43.506	33.404	140	37.896	187	32.206	202
6	1	1:38.467	31.801	143	36.167	196	30.499	204	16	1	1:41.878	33.257	141	37.223	192	31.398	198
7	1	1:37.255	31.636	144	35.419	196	30.200	212	17	1	1:42.279	33.713	142	37.387	194	31.179	199
8	1	1:52.617	33.573	140	37.566	189			18	1	1:44.619	32.911	141	40.326	180	31.382	198
9	1	5:51.506	4:36.541	129	41.489	155	33.476	198	19	1	1:40.777	32.632	142	37.155	191	30.990	199
10	1	1:43.854	33.614	141	38.228	177	32.012	198	20	1	1:58.119	34.139	129	37.172	194		

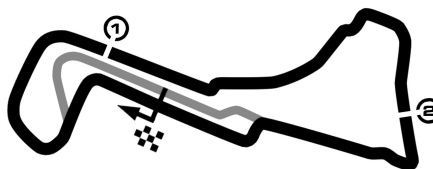
BELGIAN TRUCK GRAND PRIX

Zolder, length 4000 m

15.-17. September 2017

GT3 Cup Challenge Benelux

Lap Analysis Free practice 2, 16.09.2017



-Reg.No.: C-Z-TGP-ANN-024

