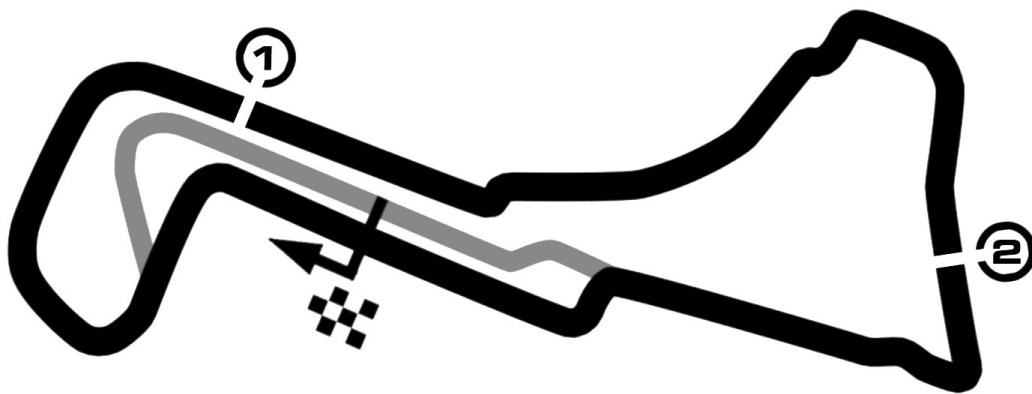


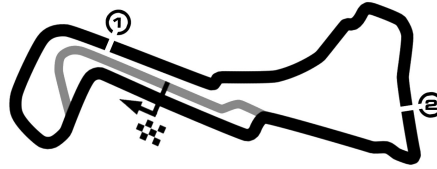
# BELGIAN TRUCK GRAND PRIX

combined qualifying 1



**Zolder 4000 m**  
**ROUND 6 - ZOLDER (BEL)**  
**15.-17. September 2017**

**wige** SOLUTIONS



# BELGIAN TRUCK GRAND PRIX

Zolder, length 4000 m

15.-17. September 2017

FIA European Truck Racing Championship

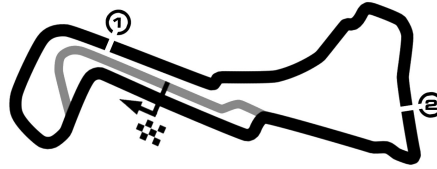
provisional result combined qualifying 1, 16.09.2017

FIA-Visa.No.: 7ETRC- BEL17092017

Pos	No.	Cl.	Name (NAT) Entrant (NAT)	Make Team	Qualifying	SuperPole	Gap
1	55		<b>Adam LACKO (CZE)</b> Buggyra International Racing System (CZE)	FREIGHTLINER Buggyra Racing 1969	1:59.186	1:57.251	
2	24		<b>Norbert KISS (HUN)</b> Tankpool 24 Racing (DEU)	MERCEDES BENZ Team Tankpool 24 Racing	1:59.111	1:57.664	00.413
3	1		<b>Jochen HAHN (DEU)</b> Jochen Hahn (DEU)	IVECO Die Bullen von IVECO Magirus	1:59.699	1:57.741	00.490
4	23		<b>Antonio ALBACETE (ESP)</b> Truck Sport Lutz Bernau (DEU)	MAN Truck Sport Bernau - Reboconort	1:59.281	1:57.749	00.498
5	30		<b>Sascha LENZ (DEU)</b> Sascha Lenz (DEU)	MAN Team Reinert Adventure	2:00.444	1:58.075	00.824
6	33		<b>David VRSECKY (CZE)</b> Buggyra International Racing System (CZE)	FREIGHTLINER Buggyra Racing 1969	2:00.564	1:58.123	00.872
7	44		<b>Stephanie HALM (DEU)</b> Stephanie Halm (DEU)	MAN Team Reinert Adventure	1:59.914	1:58.211	00.960
8	14		<b>José J.RODRIGUES (PRT)</b> José Rodrigues (PRT)	MAN Truck Sport Bernau - Reboconort	2:01.637	1:59.515	02.264
9	27		<b>Gerhard KÖRBER (DEU)</b> TEAM SCHWABEN - TRUCK (DEU)	IVECO Die Bullen von IVECO Magirus	2:00.505	1:59.887	02.636
10	42		<b>Andre KURSIM (DEU)</b> Tankpool 24 Racing (DEU)	MERCEDES BENZ Team Tankpool 24 Racing	2:01.172	2:00.027	02.776
11	99	RBR	<b>Jose Fernandes TEODOSIO (PRT)</b> Jose Fernandes Teodosio (PRT)	RENAULT	2:02.382		05.131
12	21	RBR	<b>Thomas ROBINEAU (FRA)</b> Thomas Robineau (FRA)	MAN	2:03.705		06.454
13	15		<b>Erwin KLEINNAGELVOORT (NLD)</b> Erwin Kleinnagelvoort (NLD)	SCANIA	2:04.607		07.356
<b>DNQ   DID NOT QUALIFY</b>							
	22	RBR	<b>Jose Manuel VIEIRA DE SOUSA (PRT)</b> Jose Manuel Vieira de Sousa (PRT)	RENAULT	2:07.540		10.289
	19		<b>Dominique ORSINI (FRA)</b> Dominique Orsini (FRA)	MERCEDES BENZ	2:08.095		10.844
	38	RBR	<b>Jose Eduardo TEIXAIRA RODRIGUES (PRT)</b> Jose Eduardo Teixeira Rodrigues (PRT)	MAN	2:19.129		21.878
	51	RBR	<b>Henry TIJHUIS (NLD)</b> Henry Tjhuis (NLD)	DAF	2:21.667		24.416

Time for qualification: 2:07.448





# BELGIAN TRUCK GRAND PRIX

Zolder, length 4000 m

15.-17. September 2017

FIA European Truck Racing Championship

provisional result combined qualifying 1, 16.09.2017

FIA-Visa.No.: 7ETRC- BEL17092017

Pos	No.	Cl.	Name (NAT) Entrant (NAT)	Make Team	Qualifying	SuperPole	Gap
-----	-----	-----	-----------------------------	--------------	------------	-----------	-----

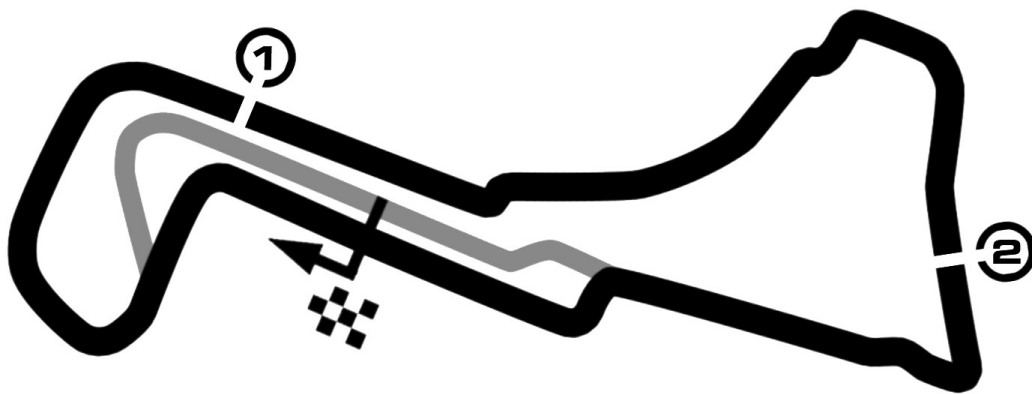
FIA Race Director:  <i>Tony Iddon</i>	Stewards:	FIA Chief Timekeeper:  <i>Yasin Özer</i>	Publication time:  <i>16.9.2017</i>
---	-----------	--	---

Subject to final scrutineering!



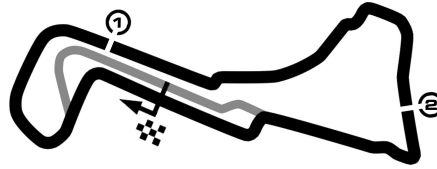
# BELGIAN TRUCK GRAND PRIX

timed practice 1 (Q1)



**Zolder 4000 m**  
**ROUND 6 - ZOLDER (BEL)**  
**15.-17. September 2017**

**wige** SOLUTIONS



# BELGIAN TRUCK GRAND PRIX

Zolder, length 4000 m

15.-17. September 2017

FIA European Truck Racing Championship

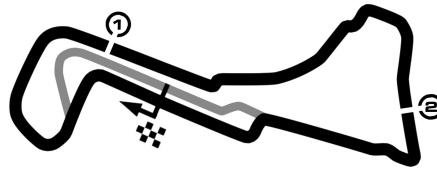
Result timed practice 1 (Q1), 16.09.2017

FIA-Visa.No.: 7ETRC- BEL17092017

POS	No.	CL.	Name (NAT) Entrent (NAT)	Make Team	Laps	Fastest Gap	Lap Diff	km/h
1	24		<b>Norbert KISS (HUN)</b> Tankpool 24 Racing (DEU)	MERCEDES BENZ Team Tankpool 24 Racing	3	1:59.111		120.896
2	55		<b>Adam LACKO (CZE)</b> Buggyra International Racing System (CZE)	FREIGHTLINER Buggyra Racing 1969	3	1:59.186 00.075	00.075	120.820
3	23		<b>Antonio ALBACETE (ESP)</b> Truck Sport Lutz Bernau (DEU)	MAN Truck Sport Bernau - Reboconort	5	1:59.281 00.170	00.095	120.723
4	1		<b>Jochen HAHN (DEU)</b> Jochen Hahn (DEU)	IVECO Die Bullen von IVECO Magirus	3	1:59.699 00.588	00.418	120.302
5	44		<b>Stephanie HALM (DEU)</b> Stephanie Halm (DEU)	MAN Team Reinert Adventure	3	1:59.914 00.803	00.215	120.086
6	30		<b>Sascha LENZ (DEU)</b> Sascha Lenz (DEU)	MAN Team Reinert Adventure	3	2:00.444 01.333	00.530	119.558
7	27		<b>Gerhard KÖRBER (DEU)</b> TEAM SCHWABEN - TRUCK (DEU)	IVECO Die Bullen von IVECO Magirus	3	2:00.505 01.394	00.061	119.497
8	33		<b>David VRSECKY (CZE)</b> Buggyra International Racing System (CZE)	FREIGHTLINER Buggyra Racing 1969	3	2:00.564 01.453	00.059	119.439
9	42		<b>Andre KURSIM (DEU)</b> Tankpool 24 Racing (DEU)	MERCEDES BENZ Team Tankpool 24 Racing	3	2:01.172 02.061	00.608	118.839
10	14		<b>José J.RODRIGUES (PRT)</b> José Rodrigues (PRT)	MAN Truck Sport Bernau - Reboconort	4	2:01.637 02.526	00.465	118.385
---								
11	99	RBR	<b>Jose Fernandes TEODOSIO (PRT)</b> Jose Fernandes Teodosio (PRT)	RENAULT	5	2:02.382 03.271		117.664
12	21	RBR	<b>Thomas ROBINEAU (FRA)</b> Thomas Robineau (FRA)	MAN	4	2:03.705 04.594		116.406
13	15		<b>Erwin KLEINNAGELVOORT (NLD)</b> Erwin Kleinnagelvoort (NLD)	SCANIA	5	2:04.607 05.496		115.563
<b>DNQ   DID NOT QUALIFY</b>								
22	RBR		<b>Jose Manuel VIEIRA DE SOUSA (PRT)</b> Jose Manuel Vieira de Sousa (PRT)	RENAULT	5	2:07.540 08.429		112.906
19			<b>Dominique ORSINI (FRA)</b> Dominique Orsini (FRA)	MERCEDES BENZ	5	2:08.095 08.984		112.417
38	RBR		<b>Jose Eduardo TEIXAIRA RODRIGUES (PRT)</b> Jose Eduardo Teixeira Rodrigues (PRT)	MAN	4	2:19.129 20.018		103.501
51	RBR		<b>Henry TIJHUIS (NLD)</b> Henry Tijhuis (NLD)	DAF	4	2:21.667 22.556		101.647

time for qualification: 2:07.448

Tony Iddon



# BELGIAN TRUCK GRAND PRIX

Zolder, length 4000 m

15.-17. September 2017

FIA European Truck Racing Championship

Result timed practice 1 (Q1), 16.09.2017

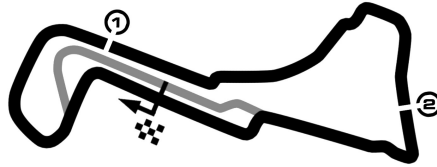
FIA-Visa.No.: 7ETRC- BEL17092017

POS	No.	CL.	Name (NAT) Entrent (NAT)	Make Team	Laps	Fastest Gap	Lap Diff	km/h
-----	-----	-----	-----------------------------	--------------	------	----------------	-------------	------

FIA Race Director:  <i>Tony Iddon</i>	Stewards:	FIA Chief Timekeeper:  <i>Yasin Özer</i>	Publication time:  <i>16.9.2017</i>
---	-----------	--	---

Subject to final scrutineering !





# BELGIAN TRUCK GRAND PRIX

Zolder, length 4000 m

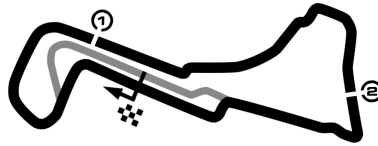
15.-17. September 2017

FIA European Truck Racing Championship

FIA-Visa.No.: 7ETRC-BEL17092017

## Best Sector Times timed practice 1 (Q1)

Pos.	sector 1			sector 2			sector 3			theoretical and best lap time				
	No	Driver	Time	No	Driver	Time	No	Driver	Time	No	Driver	theoretical	Best	Pos
1	1	HAHN J.	38.122	55	LACKO A.	43.994	55	LACKO A.	36.571	24	KISS N.	1:59.111	1:59.111	1
2	24	KISS N.	38.203	24	KISS N.	43.995	23	ALBACETE A.	36.820	55	LACKO A.	1:59.186	1:59.186	2
3	42	KURSIM A.	38.266	23	ALBACETE A.	44.006	24	KISS N.	36.913	23	ALBACETE A.	1:59.281	1:59.281	3
4	23	ALBACETE A.	38.455	44	HALM S.	44.128	14	J.RODRIGUES J.	36.979	1	HAHN J.	1:59.699	1:59.699	4
5	44	HALM S.	38.559	33	VRSECKY D.	44.311	30	LENZ S.	37.085	44	HALM S.	1:59.914	1:59.914	5
6	30	LENZ S.	38.604	1	HAHN J.	44.365	27	KÖRBER G.	37.204	30	LENZ S.	2:00.444	2:00.444	6
7	55	LACKO A.	38.621	27	KÖRBER G.	44.474	1	HAHN J.	37.212	27	KÖRBER G.	2:00.505	2:00.505	7
8	27	KÖRBER G.	38.827	30	LENZ S.	44.755	44	HALM S.	37.227	33	VRSECKY D.	2:00.564	2:00.564	8
9	33	VRSECKY D.	38.968	99	TEODOSIO J.	45.103	33	VRSECKY D.	37.285	42	KURSIM A.	2:01.172	2:01.172	9
10	99	TEODOSIO J.	39.207	14	J.RODRIGUES J.	45.161	42	KURSIM A.	37.483	14	J.RODRIGUES J.	2:01.637	2:01.637	10
11	15	KLEINNAGELVOOR	39.303	42	KURSIM A.	45.423	99	TEODOSIO J.	38.072	99	TEODOSIO J.	2:02.382	2:02.382	11
12	14	J.RODRIGUES J.	39.497	21	ROBINEAU T.	45.548	21	ROBINEAU T.	38.266	21	ROBINEAU T.	2:03.400	2:03.705	12
13	21	ROBINEAU T.	39.586	15	KLEINNAGELVOOR	46.187	15	KLEINNAGELVOOR	38.543	15	KLEINNAGELVOOR	2:04.033	2:04.607	13
14	19	ORSINI D.	39.986	19	ORSINI D.	47.028	22	VIEIRA DE SOUSA J	39.223	19	ORSINI D.	2:06.398	2:08.095	15
15	22	VIEIRA DE SOUSA J	40.154	22	VIEIRA DE SOUSA J	48.000	19	ORSINI D.	39.384	22	VIEIRA DE SOUSA J	2:07.377	2:07.540	14
16	51	TIJHUIS H.	44.949	38	TEIXAIRA RODRIGL	51.790	38	TEIXAIRA RODRIGL	41.850	38	TEIXAIRA RODRIGL	2:18.920	2:19.129	16
17	38	TEIXAIRA RODRIGL	45.280	51	TIJHUIS H.	51.818	51	TIJHUIS H.	44.391	51	TIJHUIS H.	2:21.158	2:21.667	17



# BELGIAN TRUCK GRAND PRIX

Zolder, length 4000 m

15.-17. September 2017

FIA European Truck Racing Championship

Lap Analysis timed practice 1 (Q1), 16.09.2017

FIA-Visa.No.: 7ETRC- BEL17092017

1 Jochen HAHN , IVECO / DEU							Theoretische Bestzeit: 1:59.69				
Lap	Time	S1	S2	S3	Lap	Time	S1	S2	S3		
1	2:13.728		99 1:00.520	85 49.650	3	3:01.971	52.434	75 1:04.473	<b>94</b>		
2	<b>1:59.699</b>	<b>38.122</b>	<b>117 44.365</b>	<b>37.212</b>							

14 José J.RODRIGUES , MAN / PRT							Theoretische Bestzeit: 2:01.63				
Lap	Time	S1	S2	S3	Lap	Time	S1	S2	S3		
1	2:52.525		55 1:05.068	110 1:01.939	160	3 3:03.958	54.435	62 1:11.032	98 58.491	89	
2	<b>2:01.637</b>	<b>39.497</b>	<b>113 45.161</b>	<b>36.979</b>	4	3:31.150	58.619	61 1:07.226	98		

15 Erwin KLEINAGELVOORT , SCANIA / NLD							Theoretische Bestzeit: 2:04.03				
Lap	Time	S1	S2	S3	Lap	Time	S1	S2	S3		
1	3:08.131		76 1:09.860	86 1:08.683	152	4 2:05.276	39.586	<b>114</b> 46.709	157 38.981	154	
2	2:05.045	40.040	113 46.462	156 <b>38.543</b>	154	5 <b>2:04.607</b>	<b>39.303</b>	113 <b>46.187</b>	<b>158</b> 39.117	153	
3	2:10.534	40.106	113 47.977	156 42.451	<b>155</b>						

19 Dominique ORSINI , MERCEDES BENZ / FRA							Theoretische Bestzeit: 2:06.39				
Lap	Time	S1	S2	S3	Lap	Time	S1	S2	S3		
1	3:14.417		53 1:08.531	94 1:10.716	151	4 2:09.265	40.164	108 49.717	156 <b>39.384</b>	154	
2	2:11.256	42.695	109 47.864	155 40.697	<b>154</b>	5 <b>2:08.095</b>	41.556	<b>113 47.028</b>	<b>157</b> 39.511	154	
3	2:10.291	<b>39.986</b>	110 49.524	156 40.781	152						

21 Thomas ROBINEAU , MAN / FRA							Theoretische Bestzeit: 2:03.40				
Lap	Time	S1	S2	S3	Lap	Time	S1	S2	S3		
1	3:05.993		69 1:10.647	82 1:07.489	<b>158</b>	3 3:09.840	49.942	73 1:13.854	70 1:06.044		
2	<b>2:03.705</b>	39.891	<b>116 45.548</b>	<b>158 38.266</b>	4	2:04.518	<b>39.586</b>	116 45.901	158 39.031		

22 Jose Manuel VIEIRA DE SOUSA , RENAULT / PRT							Theoretische Bestzeit: 2:07.37				
Lap	Time	S1	S2	S3	Lap	Time	S1	S2	S3		
1	3:21.487		48 1:38.364	145 45.891	154	4 2:08.466	40.723	111 48.151	154 39.592	<b>158</b>	
2	2:12.300	43.264	112 49.813	<b>154 39.223</b>	154	5 <b>2:07.540</b>	<b>40.154</b>	113 <b>48.000</b>	154 39.386	154	
3	2:11.924	40.971	<b>113 50.280</b>	152 40.673	154						

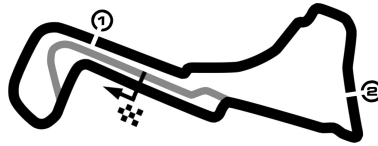
23 Antonio ALBACETE , MAN / ESP							Theoretische Bestzeit: 1:59.28				
Lap	Time	S1	S2	S3	Lap	Time	S1	S2	S3		
1	2:24.652		81 59.223	70 54.066		4 <b>1:59.281</b>	<b>38.455</b>	<b>116 44.006</b>	<b>36.820</b>		
2	2:00.578	39.003	114 44.643	36.932		5 2:57.031	50.620	71 1:04.886	88		
3	2:41.315	50.559	88 1:00.170	<b>102 50.586</b>							

24 Norbert KISS , MERCEDES BENZ / HUN							Theoretische Bestzeit: 1:59.11				
Lap	Time	S1	S2	S3	Lap	Time	S1	S2	S3		
1	2:21.626		104 1:01.040	68 53.211	<b>160</b>	3 3:02.703	50.107	86 1:02.876	<b>102</b>		
2	<b>1:59.111</b>	<b>38.203</b>	<b>116 43.995</b>	<b>36.913</b>	160						

27 Gerhard KÖRBER , IVECO / DEU							Theoretische Bestzeit: 2:00.50				
Lap	Time	S1	S2	S3	Lap	Time	S1	S2	S3		
1	2:43.513		80 1:05.905	<b>89 58.771</b>	158	3 3:34.655	57.982	58 1:23.489	69		
2	<b>2:00.505</b>	<b>38.827</b>	<b>116 44.474</b>	<b>37.204</b>	<b>159</b>						

30 Sascha LENZ , MAN / DEU							Theoretische Bestzeit: 2:00.44				
Lap	Time	S1	S2	S3	Lap	Time	S1	S2	S3		
1	2:27.985		70 58.105	67 54.308		3 3:01.222	51.735	75 1:00.916	110		
2	<b>2:00.444</b>	<b>38.604</b>	<b>119 44.755</b>	<b>159 37.085</b>							





# BELGIAN TRUCK GRAND PRIX

Zolder, length 4000 m

15.-17. September 2017

FIA European Truck Racing Championship

Lap Analysis timed practice 1 (Q1), 16.09.2017

FIA-Visa.No.: 7ETRC- BEL17092017

**33 David VRSECKY , FREIGHTLINER / CZE**

**Theoretische Bestzeit: 2:00.56**

Lap	Time	S1	S2	S3	Lap	Time	S1	S2	S3			
1	2:49.834	80	1:05.766	84	1:03.345	159	3	3:05.760	53.261	68	1:08.285	127
2	<b>2:00.564</b>	<b>38.968</b>	<b>116</b>	<b>44.311</b>	<b>37.285</b>							

**38 Jose Eduardo TEIXAIRA RODRIGUES , MAN / PRT**

**Theoretische Bestzeit: 2:18.92**

Lap	Time	S1	S2	S3	Lap	Time	S1	S2	S3					
1	3:32.718	59	1:13.951	118	1:10.299	149	3	<b>2:19.129</b>	45.403	108	<b>51.790</b>	<b>146</b>	41.936	
2	2:19.993	<b>45.280</b>	107	52.633	140	42.080	<b>158</b>	4	2:20.584	45.581	<b>109</b>	53.153	146	<b>41.850</b>

**42 Andre KURSIM , MERCEDES BENZ / DEU**

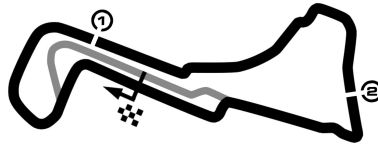
**Theoretische Bestzeit: 2:01.17**

Lap	Time	S1	S2	S3	Lap	Time	S1	S2	S3			
1	2:56.193	68	1:06.778	82	1:03.012	156	3	3:23.743	55.152	82	1:13.928	71
2	<b>2:01.172</b>	<b>38.266</b>	<b>115</b>	<b>45.423</b>	<b>159</b>	<b>37.483</b>	<b>157</b>					

**44 Stephanie HALM , MAN / DEU**

**Theoretische Bestzeit: 1:59.91**

Lap	Time	S1	S2	S3	Lap	Time	S1	S2	S3		
1	2:16.011	99	1:00.950	81	49.098	3	3:04.445	51.570	82	1:04.860	<b>99</b>
2	<b>1:59.914</b>	<b>38.559</b>	<b>119</b>	<b>44.128</b>	<b>37.227</b>						



# BELGIAN TRUCK GRAND PRIX

Zolder, length 4000 m

15.-17. September 2017

FIA European Truck Racing Championship

Lap Analysis timed practice 1 (Q1), 16.09.2017

FIA-Visa.No.: 7ETRC- BEL17092017

**51 Henry TIJHUIS , DAF / NLD**

**Theoretische Bestzeit: 2:21.15**

Lap	Time	S1	S2	S3	Lap	Time	S1	S2	S3		
1	3:17.755		53 1:08.584	94 1:09.503	129	3	2:23.848	<b>44.949</b>	<b>99</b> 52.944	135 45.955	129
2	2:24.097	46.182	98 52.986	<b>138</b> 44.929	<b>132</b>	4	<b>2:21.667</b>	45.458	98 <b>51.818</b>	137 <b>44.391</b>	131

**55 Adam LACKO , FREIGHTLINER / CZE**

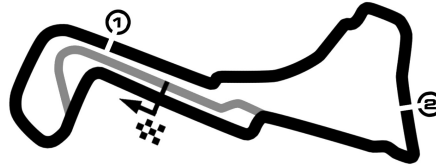
**Theoretische Bestzeit: 1:59.18**

Lap	Time	S1	S2	S3	Lap	Time	S1	S2	S3
1	2:08.271		1:00.678	88 47.151	3	2:24.849	41.224	<b>119</b> 49.309	<b>133</b>
2	<b>1:59.186</b>	<b>38.621</b>	116 <b>43.994</b>	<b>36.571</b>					

**99 Jose Fernandes TEODOSIO , RENAULT / PRT**

**Theoretische Bestzeit: 2:02.38**

Lap	Time	S1	S2	S3	Lap	Time	S1	S2	S3	
1	3:11.338		56 1:07.895	85 1:09.867	<b>160</b>	4	2:04.102	39.373	45.556	39.173
2	2:04.292	40.067	114 45.908	<b>159</b> 38.317		5	<b>2:02.382</b>	<b>39.207</b>	116 <b>45.103</b>	158 <b>38.072</b>
3	2:05.883	39.661	<b>116</b> 47.739	158 38.483						



# BELGIAN TRUCK GRAND PRIX

Zolder, length 4000 m

15.-17. September 2017

FIA European Truck Racing Championship

FIA-Visa.No.: 7ETRC-BEL17092017

## Lap by Lap timed practice 1 (Q1), 16.09.2017

<b>1 Jochen HAHN , IVECO TITAN / DEU</b>													
1	2:13.728	2	<b>1:59.699</b>	pit	3:01.971								

<b>14 José J.RODRIGUES , MAN CHROME / PRT</b>													
1	2:52.525	2	<b>2:01.637</b>	3	3:03.958	pit	3:31.150						

<b>15 Erwin KLEINNAGELVOORT , SCANIA CHROME / NLD</b>													
1	3:08.131	2	2:05.045	3	2:10.534	4	2:05.276	5	<b>2:04.607</b>				

<b>19 Dominique ORSINI , MERCEDES BENZ CHROME / FRA</b>													
1	3:14.417	2	2:11.256	3	2:10.291	4	2:09.265	5	<b>2:08.095</b>				

<b>21 Thomas ROBINEAU , MAN CHROME / FRA</b>													
1	3:05.993	2	<b>2:03.705</b>	3	3:09.840	4	2:04.518						

<b>22 Jose Manuel VIEIRA DE SOUSA , RENAULT CHROME / PRT</b>													
1	3:21.487	2	2:12.300	3	2:11.924	4	2:08.466	5	<b>2:07.540</b>				

<b>23 Antonio ALBACETE , MAN TITAN / ESP</b>													
1	2:24.652	2	2:00.578	3	2:41.315	4	<b>1:59.281</b>	pit	2:57.031				

<b>24 Norbert KISS , MERCEDES BENZ TITAN / HUN</b>													
1	2:21.626	2	<b>1:59.111</b>	pit	3:02.703								

<b>27 Gerhard KÖRBER , IVECO TITAN / DEU</b>													
1	2:43.513	2	<b>2:00.505</b>	pit	3:34.655								

<b>30 Sascha LENZ , MAN TITAN / DEU</b>													
1	2:27.985	2	<b>2:00.444</b>	pit	3:01.222								

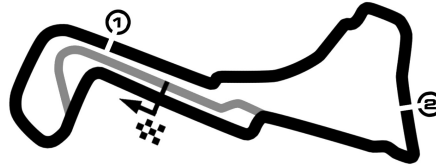
<b>33 David VRSECKY , FREIGHTLINER TITAN / CZE</b>													
1	2:49.834	2	<b>2:00.564</b>	pit	3:05.760								

<b>38 Jose Eduardo TEIXAIRA RODRIGUES , MAN CHROME / PRT</b>													
1	3:32.718	2	2:19.993	3	<b>2:19.129</b>	4	2:20.584						

<b>42 Andre KURSIM , MERCEDES BENZ CHROME / DEU</b>													
1	2:56.193	2	<b>2:01.172</b>	pit	3:23.743								

<b>44 Stephanie HALM , MAN TITAN / DEU</b>													
1	2:16.011	2	<b>1:59.914</b>	pit	3:04.445								

<b>51 Henry TIJHUIS , DAF CHROME / NLD</b>													
1	3:17.755	2	2:24.097	3	2:23.848	4	<b>2:21.667</b>						



## BELGIAN TRUCK GRAND PRIX

Zolder, length 4000 m

15.-17. September 2017

FIA European Truck Racing Championship

Lap by Lap timed practice 1 (Q1), 16.09.2017

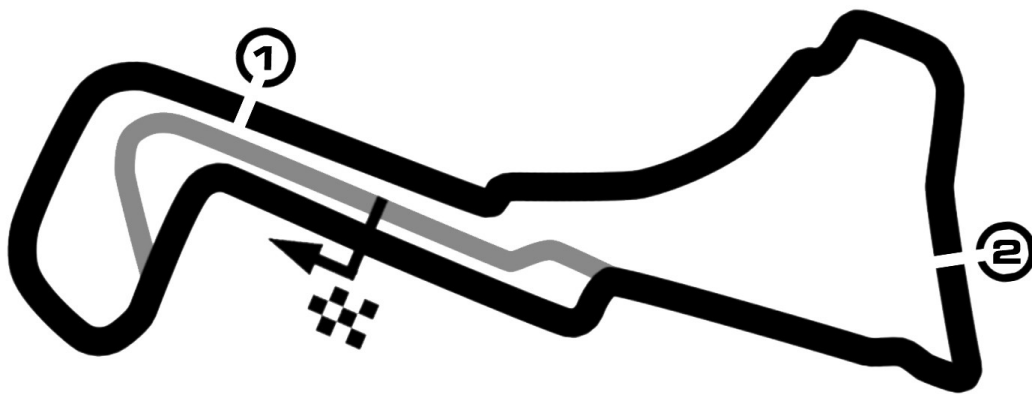
FIA-Visa.No.: 7ETRC- BEL17092017

<b>55 Adam LACKO , FREIGHTLINER TITAN / CZE</b>												
1	2:08.271	2	1:59.186	pit	2:24.849							

<b>99 Jose Fernandes TEODOSIO , RENAULT CHROME / PRT</b>												
1	3:11.338	2	2:04.292	3	2:05.883	4	2:04.102	5	2:02.382			

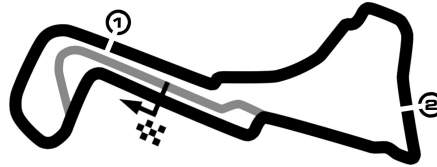
# BELGIAN TRUCK GRAND PRIX

## SUPER POLE (Q1)



**Zolder 4000 m**  
**ROUND 6 - ZOLDER (BEL)**  
**15.-17. September 2017**

**wige** SOLUTIONS



# BELGIAN TRUCK GRAND PRIX

Zolder, length 4000 m

15.-17. September 2017

FIA European Truck Racing Championship

Result SUPER POLE (Q1), 16.09.2017

FIA-Visa.No.: 7ETRC- BEL17092017

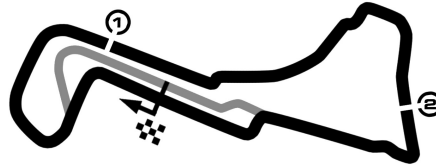
POS	No.	CL.	Name (NAT) Entrent (NAT)	Make Team	Laps	Fastest Gap	Lap Diff	km/h
1	55		<b>Adam LACKO (CZE)</b> Buggyra International Racing System (CZE)	FREIGHTLINER Buggyra Racing 1969	5	1:57.251		122.813
2	24		<b>Norbert KISS (HUN)</b> Tankpool 24 Racing (DEU)	MERCEDES BENZ Team Tankpool 24 Racing	5	1:57.664 00.413	00.413	122.382
3	1		<b>Jochen HAHN (DEU)</b> Jochen Hahn (DEU)	IVECO Die Bullen von IVECO Magirus	5	1:57.741 00.490	00.077	122.302
4	23		<b>Antonio ALBACETE (ESP)</b> Truck Sport Lutz Bernau (DEU)	MAN Truck Sport Bernau - Reboconort	4	1:57.749 00.498	00.008	122.294
5	30		<b>Sascha LENZ (DEU)</b> Sascha Lenz (DEU)	MAN Team Reinert Adventure	5	1:58.075 00.824	00.326	121.956
6	33		<b>David VRSECKY (CZE)</b> Buggyra International Racing System (CZE)	FREIGHTLINER Buggyra Racing 1969	5	1:58.123 00.872	00.048	121.907
7	44		<b>Stephanie HALM (DEU)</b> Stephanie Halm (DEU)	MAN Team Reinert Adventure	5	1:58.211 00.960	00.088	121.816
8	14		<b>José J.RODRIGUES (PRT)</b> José Rodrigues (PRT)	MAN Truck Sport Bernau - Reboconort	4	1:59.515 02.264	01.304	120.487
9	27		<b>Gerhard KÖRBER (DEU)</b> TEAM SCHWABEN - TRUCK (DEU)	IVECO Die Bullen von IVECO Magirus	4	1:59.887 02.636	00.372	120.113
10	42		<b>Andre KURSIM (DEU)</b> Tankpool 24 Racing (DEU)	MERCEDES BENZ Team Tankpool 24 Racing	5	2:00.027 02.776	00.140	119.973

Tony Iddon

FIA Race Director:  <i>Tony Iddon</i>	Stewards:	FIA Chief Timekeeper:  <i>Yasin Özer</i>	Publication time:  <i>16.9.2017</i>
---	-----------	--	---

Subject to final scrutineering !





# BELGIAN TRUCK GRAND PRIX

Zolder, length 4000 m

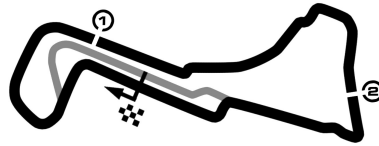
15.-17. September 2017

FIA European Truck Racing Championship

## Best Sector Times SUPER POLE (Q1)

FIA-Visa.No.: 7ETRC-BEL17092017

Pos.	sector 1			sector 2			sector 3			theoretical and best lap time				
	No	Driver	Time	No	Driver	Time	No	Driver	Time	No	Driver	theoretical	Best	Pos
1	24	KISS N.	37.506	55	LACKO A.	43.356	55	LACKO A.	36.114	55	LACKO A.	1:57.182	1:57.251	1
2	1	HAHN J.	37.690	23	ALBACETE A.	43.383	33	VRSECKY D.	36.346	24	KISS N.	1:57.656	1:57.664	2
3	55	LACKO A.	37.712	1	HAHN J.	43.478	30	LENZ S.	36.384	1	HAHN J.	1:57.741	1:57.741	3
4	30	LENZ S.	37.745	24	KISS N.	43.482	23	ALBACETE A.	36.399	23	ALBACETE A.	1:57.749	1:57.749	4
5	33	VRSECKY D.	37.959	44	HALM S.	43.662	1	HAHN J.	36.573	30	LENZ S.	1:57.911	1:58.075	5
6	44	HALM S.	37.961	30	LENZ S.	43.782	44	HALM S.	36.588	33	VRSECKY D.	1:58.123	1:58.123	6
7	23	ALBACETE A.	37.967	33	VRSECKY D.	43.818	14	J.RODRIGUES J.	36.637	44	HALM S.	1:58.211	1:58.211	7
8	42	KURSIM A.	38.144	14	J.RODRIGUES J.	44.137	24	KISS N.	36.668	14	J.RODRIGUES J.	1:59.288	1:59.515	8
9	14	J.RODRIGUES J.	38.514	27	KÖRBER G.	44.342	27	KÖRBER G.	37.011	27	KÖRBER G.	1:59.887	1:59.887	9
10	27	KÖRBER G.	38.534	42	KURSIM A.	44.432	42	KURSIM A.	37.334	42	KURSIM A.	1:59.910	2:00.027	10



# BELGIAN TRUCK GRAND PRIX

Zolder, length 4000 m

15.-17. September 2017

FIA European Truck Racing Championship

Lap Analysis SUPER POLE (Q1), 16.09.2017

FIA-Visa.No.: 7ETRC- BEL17092017

## 1 Jochen HAHN , IVECO / DEU

Theoretische Bestzeit: 1:57.74

Lap	Time	S1	S2	S3	Lap	Time	S1	S2	S3
1	3:09.630		84 1:00.127	97 52.984	4	2:03.880	37.890	<b>118</b> 46.684	120 39.306 <b>148</b>
2	<b>1:57.741</b>	<b>37.690</b>	117 <b>43.478</b>	<b>36.573</b>	5	3:02.429	55.476	70 1:08.804	89 58.149 72
3	2:42.508	54.925	70 1:03.103	<b>136</b> 44.480					

## 14 José J.RODRIGUES , MAN / PRT

Theoretische Bestzeit: 1:59.28

Lap	Time	S1	S2	S3	Lap	Time	S1	S2	S3
1	3:48.006		74 1:05.914	83 1:04.030	3	2:25.904	48.195	95 53.615	<b>133</b> 44.094
2	<b>1:59.515</b>	38.728	<b>115</b> 44.150	<b>36.637</b>	4	2:00.272	<b>38.514</b>	114 <b>44.137</b>	37.621

## 23 Antonio ALBACETE , MAN / ESP

Theoretische Bestzeit: 1:57.74

Lap	Time	S1	S2	S3	Lap	Time	S1	S2	S3
1	3:00.540		91 57.349	<b>102</b> 48.248	3	2:48.797	53.308	68 1:08.938	83 46.551
2	<b>1:57.749</b>	<b>37.967</b>	<b>117</b> <b>43.383</b>	<b>36.399</b>	4	3:02.239	51.491	76 1:05.337	91

## 24 Norbert KISS , MERCEDES BENZ / HUN

Theoretische Bestzeit: 1:57.65

Lap	Time	S1	S2	S3	Lap	Time	S1	S2	S3
1	2:42.231		112 51.789	113 42.764	4	2:08.713	37.645	<b>122</b> 46.728	<b>128</b> 44.340
2	<b>1:57.664</b>	<b>37.506</b>	121 <b>43.482</b>	36.676	5	1:58.316	38.020	116 43.628	<b>36.668</b> <b>160</b>
3	2:30.354	45.214	56.476	114 48.664					

## 27 Gerhard KÖRBER , IVECO / DEU

Theoretische Bestzeit: 1:59.88

Lap	Time	S1	S2	S3	Lap	Time	S1	S2	S3	
1	3:42.957		75 1:05.700	88 1:00.659	3	2:31.532	48.472	86 57.890	110 45.170	
2	2:44.258	48.040	76 1:05.794	85 50.424	<b>108</b>	4	<b>1:59.887</b>	<b>38.534</b>	<b>117</b> <b>44.342</b>	<b>158</b> <b>37.011</b>

## 30 Sascha LENZ , MAN / DEU

Theoretische Bestzeit: 1:57.91

Lap	Time	S1	S2	S3	Lap	Time	S1	S2	S3
1	3:16.054		87 1:00.101	85 55.153	4	<b>1:58.075</b>	<b>37.745</b>	118 43.946	<b>159</b> <b>36.384</b>
2	1:58.703	38.124	<b>119</b> <b>43.782</b>	36.797	5	3:05.838	57.735	71 1:09.467	77 58.636 <b>74</b>
3	2:44.853	52.899	62 1:04.283	97 47.671					

## 33 David VRSECKY , FREIGHTLINER / CZE

Theoretische Bestzeit: 1:58.12

Lap	Time	S1	S2	S3	Lap	Time	S1	S2	S3
1	3:27.800		97 58.061	110 1:03.983	4	<b>1:58.123</b>	<b>37.959</b>	<b>119</b> <b>43.818</b>	<b>36.346</b>
2	1:58.839	38.191	117 43.829	36.819	5	3:07.323	58.358	76 1:08.835	76 1:00.130 <b>49</b>
3	2:19.990	48.399	95 51.387	<b>142</b> 40.204					

## 42 Andre KURSIM , MERCEDES BENZ / DEU

Theoretische Bestzeit: 1:59.91

Lap	Time	S1	S2	S3	Lap	Time	S1	S2	S3	
1	3:19.193		96 1:00.058	90 57.278	<b>160</b>	4	<b>2:00.027</b>	<b>38.144</b>	116 <b>44.432</b>	37.451
2	2:00.775	38.317	<b>117</b> 45.124	<b>160</b> <b>37.334</b>	159	5	3:02.458	55.579	82 1:08.710	79 58.169 53
3	2:42.191	50.515	66 1:04.043	94 47.633						

## 44 Stephanie HALM , MAN / DEU

Theoretische Bestzeit: 1:58.21

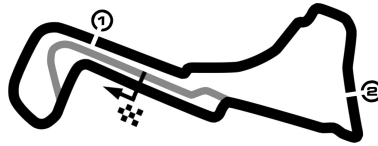
Lap	Time	S1	S2	S3	Lap	Time	S1	S2	S3
1	3:12.887		96 59.471	95 53.798	4	<b>1:58.211</b>	<b>37.961</b>	119 <b>43.662</b>	<b>36.588</b>
2	1:58.983	38.107	<b>119</b> 44.153	36.723	5	3:06.170	56.796	69 1:11.098	83 58.276 <b>71</b>
3	2:44.591	53.160	74 1:05.214	<b>101</b> 46.217					

## 55 Adam LACKO , FREIGHTLINER / CZE

Theoretische Bestzeit: 1:57.18

Lap	Time	S1	S2	S3	Lap	Time	S1	S2	S3
1	2:47.305		97 54.760	<b>122</b> 42.589	4	<b>1:57.251</b>	37.781	118 <b>43.356</b>	<b>36.114</b>





# BELGIAN TRUCK GRAND PRIX

Zolder, length 4000 m

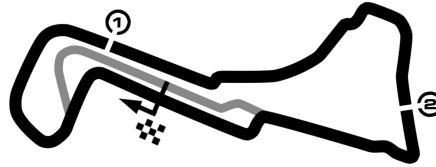
15.-17. September 2017

FIA European Truck Racing Championship

## Lap Analysis SUPER POLE (Q1), 16.09.2017

FIA-Visa.No.: 7ETRC- BEL17092017

Lap	Time	S1	S2	S3	Lap	Time	S1	S2	S3			
2	1:57.534	<b>37.712</b>	<b>123</b>	43.484								
3	2:58.616	53.008	86	1:09.439	79	56.169						
					5	3:06.310	53.042	79	1:13.636	76	59.632	<b>55</b>



# BELGIAN TRUCK GRAND PRIX

Zolder, length 4000 m

15.-17. September 2017

FIA European Truck Racing Championship

FIA-Visa.No.: 7ETRC-BEL17092017

## Lap by Lap SUPER POLE (Q1), 16.09.2017

<b>1 Jochen HAHN , IVECO TITAN / DEU</b>												
1	3:09.630	2	<b>1:57.741</b>	3	2:42.508	4	2:03.880	5	3:02.429			

<b>14 José J.RODRIGUES , MAN CHROME / PRT</b>												
1	3:48.006	2	<b>1:59.515</b>	3	2:25.904	4	2:00.272					

<b>23 Antonio ALBACETE , MAN TITAN / ESP</b>												
1	3:00.540	2	<b>1:57.749</b>	3	2:48.797	pit	3:02.239					

<b>24 Norbert KISS , MERCEDES BENZ TITAN / HUN</b>												
1	2:42.231	2	<b>1:57.664</b>	3	2:30.354	4	2:08.713	5	1:58.316			

<b>27 Gerhard KÖRBER , IVECO TITAN / DEU</b>												
1	3:42.957	2	2:44.258	3	2:31.532	4	<b>1:59.887</b>					

<b>30 Sascha LENZ , MAN TITAN / DEU</b>												
1	3:16.054	2	1:58.703	3	2:44.853	4	<b>1:58.075</b>	5	3:05.838			

<b>33 David VRSECKY , FREIGHTLINER TITAN / CZE</b>												
1	3:27.800	2	1:58.839	3	2:19.990	4	<b>1:58.123</b>	5	3:07.323			

<b>42 Andre KURSIM , MERCEDES BENZ CHROME / DEU</b>												
1	3:19.193	2	2:00.775	3	2:42.191	4	<b>2:00.027</b>	5	3:02.458			

<b>44 Stephanie HALM , MAN TITAN / DEU</b>												
1	3:12.887	2	1:58.983	3	2:44.591	4	<b>1:58.211</b>	5	3:06.170			

<b>55 Adam LACKO , FREIGHTLINER TITAN / CZE</b>												
1	2:47.305	2	1:57.534	3	2:58.616	4	<b>1:57.251</b>	5	3:06.310			