

BELGIAN TRUCK GRAND PRIX

Zolder, length 4000 m

15.-17. September 2017

FIA European Truck Racing Championship

Lap Analysis Championship Race 4, 17.09.2017

FIA-Visa.No.: 7ETRC- BEL17092017

1 Jochen HAHN , IVECO / DEU

Theoretische Bestzeit: 2:03.72

Lap	Time	S1	S2	S3	Lap	Time	S1	S2	S3
1	2:14.831	45.690	151	48.319	155	40.822	160		
2	2:05.575	39.111	152	46.135	160	40.329	160		
3	2:05.604	38.978	153	46.475	160	40.151	159		
4	2:06.855	39.788	152	46.299		40.768	159		
5	2:07.527	39.093	152	47.845	160	40.589	157		
6	2:08.262	40.004	151	47.444	159	40.814	158		
7	2:04.634	38.866	153	45.693	160	40.075	159		
8	2:04.532	38.765	150	45.832	160	39.935	159		
9	2:04.387	38.858	154	45.526		40.003	160		
10	2:04.086	38.827	153	45.681		39.578	159		
11	2:04.322	38.880	155	45.378		40.064	157		
12	2:04.938	38.792	155	45.998	160	40.148	144		

14 José J.RODRIGUES , MAN / PRT

Theoretische Bestzeit: 2:04.26

Lap	Time	S1	S2	S3	Lap	Time	S1	S2	S3
1	2:17.087	46.891	151	49.106	147	41.090			
2	2:07.264	39.423	151	47.243	156	40.598			
3	2:06.554	39.337	153	46.245	158	40.972			
4	2:06.942	40.303	152	45.977	158	40.662			
5	2:05.705	39.061	149	45.871	159	40.773			
6	2:06.143	39.192	152	46.506	157	40.445			
7	2:05.291	39.325	152	45.599	157	40.367			
8	2:05.862	39.290	153	46.242	157	40.330			
9	2:05.445	39.429	153	45.961	159	40.055			
10	2:06.309	39.576	153	45.785	159	40.948			
11	2:05.989	39.939	150	45.812	159	40.238			
12	2:05.058	39.228	153	46.223	159	39.607	149		

15 Erwin KLEINAGELVOORT , SCANIA / NLD

Theoretische Bestzeit: 2:04.76

Lap	Time	S1	S2	S3	Lap	Time	S1	S2	S3
1	2:18.289	47.425	144	49.457	153	41.407	151		
2	2:09.389	39.940	150	47.909	157	41.540	151		
3	2:08.070	39.778	149	46.880	157	41.412	152		
4	2:07.830	39.657	150	46.908	157	41.265	152		
5	2:10.303	39.411	148	46.418	157	44.474	151		
6	2:07.526	39.919	148	46.662	158	40.945	154		
7	2:07.266	39.574	150	46.303	158	41.389	151		
8	2:07.607	40.325	151	45.939	158	41.343	154		
9	2:06.222	39.571	151	46.078	158	40.573	154		
10	2:05.888	39.260	150	46.420	158	40.208	155		
11	2:05.252	39.224	151	46.093	158	39.935	155		
12	2:05.918	40.189	145	46.124	158	39.605	157		

22 Jose Manuel VIEIRA DE SOUSA , RENAULT / PRT

Theoretische Bestzeit: 2:06.92

Lap	Time	S1	S2	S3	Lap	Time	S1	S2	S3
1	2:22.137	48.488	150	50.549	139	43.100	155		
2	2:15.219	40.755	150	49.023	150	45.441	70		
3	2:14.519	43.491	149	48.928	148	42.100	157		
4	2:10.654	40.411	148	48.381	152	41.862	160		
5	2:09.682	40.928	151	47.724	153	41.030	160		
6	2:13.866	39.861	151	47.143	157	46.862	159		
7	2:10.665	40.295	149	48.955	134	41.415	157		
8	2:09.872	39.971	152	47.662	149	42.239	101		
9	2:15.407	45.452	152	48.978	149	40.977	160		
10	2:08.535	39.858	150	47.259	152	41.418	160		
11	2:07.663	39.685	152	47.780	144	40.198			
12	2:08.194	39.586	155	48.275	141	40.333	159		

23 Antonio ALBACETE , MAN / ESP

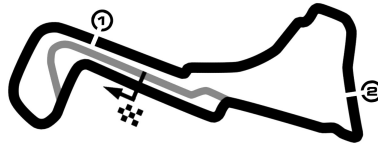
Theoretische Bestzeit: 2:02.92

Lap	Time	S1	S2	S3	Lap	Time	S1	S2	S3
1	2:12.934	45.096	150	47.113		40.725	159		
2	2:06.411	39.505	153	46.126		40.780	160		
3	2:05.909	39.226	153	46.101		40.582	160		
4	2:06.748	40.129	151	46.380		40.239			
5	2:04.363	38.864	154	45.466		40.033			
6	2:03.745	38.828	154	45.114		39.803			
7	2:04.089	39.022	143	45.420		39.647			
8	2:03.597	38.852	154	45.234		39.511			
9	2:04.044	38.745	155	44.868		40.431			
10	2:03.421	38.896	155	45.210		39.315			
11	2:03.741	38.887	154	45.364	160	39.490			
12	2:03.987	39.097	154	45.456		39.434			

24 Norbert KISS , MERCEDES BENZ / HUN

Theoretische Bestzeit: 2:02.73

Lap	Time	S1	S2	S3	Lap	Time	S1	S2	S3
1	2:12.080	44.605	148	46.362	160	41.113	157		
2	2:06.161	38.735	152	46.206	159	41.220	156		
3	2:05.626	39.436	152	45.829		40.361	156		
4	2:04.977	39.114	153	45.913		39.950	157		
5	2:04.271	38.763	153	45.430	160	40.078	157		
6	2:04.152	38.559	153	45.504		40.089	160		
7	2:04.678	39.143	152	45.490		40.045	157		
8	2:03.183	38.370	151	45.175		39.638	157		
9	2:04.441	38.417	154	45.759		40.265	157		
10	2:03.570	39.201	152	44.968		39.401	158		
11	2:03.918	38.487		45.434		39.997	158		
12	2:04.131	38.723	153	45.707		39.701	160		



BELGIAN TRUCK GRAND PRIX

Zolder, length 4000 m

15.-17. September 2017

FIA European Truck Racing Championship

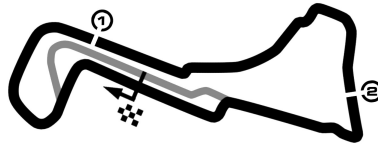
Lap Analysis Championship Race 4, 17.09.2017

FIA-Visa.No.: 7ETRC- BEL17092017

27 Gerhard KÖRBER , IVECO / DEU

Theoretische Bestzeit: 2:03.60

Lap	Time	S1	S2	S3	Lap	Time	S1	S2	S3
1	2:16.590	46.726	148	48.524	155	41.340	159		
2	2:07.232	39.405	153	46.760	159	41.067	160		
3	2:05.915	39.132	153	46.008		40.775	159		
4	2:05.943	38.925	152	46.510		40.508	160		
5	2:05.897	38.925	154	46.212	158	40.760			
6	2:06.546	38.981	153	46.255	160	41.310			
7	2:04.344	38.698	153	45.461	160	40.185			
8	2:04.570	38.733	154	45.540		40.297			
9	2:04.094	38.654	151	45.533	160	39.907			
10	2:03.709	38.683	154	45.301		39.725			
11	2:04.516	38.574	152	45.452	160	40.490	153		
12	2:06.875	38.993	154	47.360	139	40.522	147		



BELGIAN TRUCK GRAND PRIX

Zolder, length 4000 m

15.-17. September 2017

FIA European Truck Racing Championship

Lap Analysis Championship Race 4, 17.09.2017

FIA-Visa.No.: 7ETRC- BEL17092017

30 Sascha LENZ , MAN / DEU

Theoretische Bestzeit: 2:02.55

Lap	Time	S1	S2	S3	Lap	Time	S1	S2	S3					
1	2:15.067	45.076	148	48.558	159	41.433	7	2:03.039	38.440	156	45.169	159	39.430	160
2	2:06.495	39.336	152	46.660	158	40.499	8	2:03.289	38.376	155	45.076	160	39.837	160
3	2:05.525	38.702	155	46.404	159	40.419	9	2:03.335	38.271	156	45.241	159	39.823	
4	2:06.052	38.845	154	46.894	159	40.313	10	2:03.066	38.678	160	45.063	159	39.325	
5	2:07.473	39.026	156	48.005	160	40.442	11	2:03.652	38.819	156	45.216	159	39.617	
6	2:04.276	38.930	151	45.226	40.120		12	2:03.292	38.456	156	45.619		39.217	

33 David VRSECKY , FREIGHTLINER / CZE

Theoretische Bestzeit: 2:03.05

Lap	Time	S1	S2	S3	Lap	Time	S1	S2	S3					
1	2:11.322	43.981	153	46.545	40.796	160	7	2:04.405	39.333	153	45.248		39.824	
2	2:06.603	39.339	150	45.994	41.270	160	8	2:03.361	38.704	154	45.001		39.656	
3	2:05.551	39.557	152	45.561	40.433		9	2:04.125	38.757	153	45.451	135	39.917	
4	2:04.915	39.205	153	45.587	160	40.123	10	2:03.825	39.052	154	45.021		39.752	
5	2:04.207	38.933	154	45.081	40.193		11	2:03.902	39.018	155	45.185		39.699	
6	2:04.212	38.834	154	45.359	40.019		12	2:03.473	38.896	154	45.229		39.348	

38 Jose Eduardo TEIXEIRA RODRIGUES , MAN / PRT

Theoretische Bestzeit: 2:07.27

Lap	Time	S1	S2	S3	Lap	Time	S1	S2	S3						
1	2:23.800	51.131	145	51.023	151	41.646	159	7	2:10.659	41.276	150	48.682	155	40.701	
2	2:12.975	41.805	148	49.500	156	41.670	142	8	2:09.262	40.672	152	48.240	156	40.350	154
3	2:12.339	41.200	150	49.583	145	41.556	160	9	2:09.484	41.301	150	48.264	157	39.919	
4	2:13.067	41.536	149	48.923	152	42.608	156	10	2:07.805	40.420	152	47.579	158	39.806	
5	2:14.271	43.525	147	49.413	148	41.333		11	2:07.319	40.329	152	47.488	158	39.502	
6	2:14.054	43.034	149	49.907	146	41.113		12	2:07.440	40.357	152	47.625	158	39.458	160

42 Andre KURSIM , MERCEDES BENZ / DEU

Theoretische Bestzeit: 2:02.50

Lap	Time	S1	S2	S3	Lap	Time	S1	S2	S3						
1	2:09.946	43.311	150	46.171	158	40.464	156	7	2:03.594	38.569	152	45.178	160	39.847	158
2	2:05.527	38.778	151	45.899	158	40.850	155	8	2:03.556	38.714	152	45.043	160	39.799	159
3	2:04.226	38.566	151	45.294	159	40.366	157	9	2:02.992	38.470	151	44.676	159	39.846	159
4	2:04.119	38.647	152	45.292	160	40.180	157	10	2:02.632	38.496	151	44.725	160	39.411	160
5	2:04.153	38.722	152	45.308	160	40.123	157	11	2:03.477	38.422	153	45.539	160	39.516	160
6	2:03.875	38.635	150	45.141	160	40.099	157	12	2:03.337	38.438	152	45.322	160	39.577	157

44 Stephanie HALM , MAN / DEU

Theoretische Bestzeit: 2:02.32

Lap	Time	S1	S2	S3	Lap	Time	S1	S2	S3					
1	2:15.474	46.019	154	48.345	155	41.110	7	2:03.223	38.414	157	45.156		39.653	
2	2:06.783	39.225	150	47.048	158	40.510	8	2:03.142	38.636	157	45.137		39.369	
3	2:05.542	38.622	157	46.439	40.481		9	2:04.875	38.330	157	45.056		41.489	
4	2:05.873	38.687	157	46.839	40.347		10	2:02.888	38.427	157	45.000	160	39.461	
5	2:04.954	38.945	156	46.287	39.722		11	2:03.436	38.661	157	45.429		39.346	
6	2:04.107	38.415	155	45.470	40.222		12	2:03.219	38.538	157	45.688		38.993	

51 Henry TIJHUIS , DAF / NLD

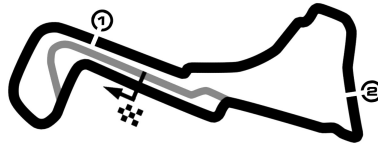
Theoretische Bestzeit: 2:17.74

Lap	Time	S1	S2	S3	Lap	Time	S1	S2	S3						
1	2:30.030	50.667	132	53.607	137	45.756	128	5	2:20.272	43.729	131	51.101	136	45.442	129
2	2:21.941	43.810	132	51.983	136	46.148	120	6	2:20.436	43.182	131	51.689	137	45.565	130
3	2:20.911	43.957	131	51.896	136	45.058	128	7	2:38.516	43.354	132	49.501	130		
4	2:19.646	43.225	132	51.317	137	45.104	130								

55 Adam LACKO , FREIGHTLINER / CZE

Theoretische Bestzeit: 2:02.89

Lap	Time	S1	S2	S3	Lap	Time	S1	S2	S3						
1	2:13.536	45.350	151	47.409	158	40.777	159	7	2:04.025	38.994	154	45.229		39.802	
2	2:06.118	39.641	151	46.128	157	40.349	160	8	2:03.199	38.889	153	44.968		39.342	



BELGIAN TRUCK GRAND PRIX

Zolder, length 4000 m

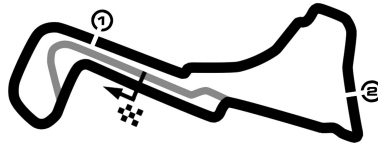
15.-17. September 2017

FIA European Truck Racing Championship

Lap Analysis Championship Race 4, 17.09.2017

FIA-Visa.No.: 7ETRC- BEL17092017

Lap	Time	S1	S2	S3	Lap	Time	S1	S2	S3		
3	2:05.727	39.499	151	46.101	40.127	9	2:04.255	38.715	160	45.511	40.029
4	2:05.396	39.717	151	45.932	39.747	10	2:03.718	39.419	155	45.088	39.211
5	2:03.775	38.831	154	45.271	39.673	11	2:03.900	38.983	155	45.571	39.346
6	2:03.688	38.747	155	45.347	39.594	12	2:04.020	38.942	155	45.661	39.417



BELGIAN TRUCK GRAND PRIX

Zolder, length 4000 m

15.-17. September 2017

FIA European Truck Racing Championship

Lap Analysis Championship Race 4, 17.09.2017

FIA-Visa.No.: 7ETRC- BEL17092017

99 Jose Fernandes TEODOSIO , RENAULT / PRT

Theoretische Bestzeit: 2:05.20

Lap	Time	S1	S2	S3	Lap	Time	S1	S2	S3
1	2:20.269	47.758	150	49.872	151	42.639	160		
2	2:08.415	39.611	154	47.141	158	41.663	159		
3	2:08.051	39.493	154	47.516	156	41.042	159		
4	2:07.405	39.443	154	47.199	158	40.763	160		
5	2:08.398	39.417	154	46.843	158	42.138	160		
6	2:07.848	39.700	153	47.347	158	40.801	160		
7	2:06.641	39.373	153	46.526	158	40.742			
8	2:06.423	39.418	152	46.468	156	40.537	160		
9	2:06.605	39.557	154	46.427	156	40.621			
10	2:05.922	39.254	153	46.390	153	40.278			
11	2:05.651	39.705	153	46.213	157	39.733			
12	2:06.129	39.297	153	46.398	150	40.434	160		