

BELGIAN TRUCK GRAND PRIX

Zolder, length 4000 m

15.-17. September 2017

FIA European Truck Racing Championship

Lap Analysis Championship Race 3, 17.09.2017

FIA-Visa.No.: 7ETRC- BEL17092017

1 Jochen HAHN , IVECO / DEU

Theoretische Bestzeit: 1:58.75

Lap	Time	S1	S2	S3	Lap	Time	S1	S2	S3		
1	2:03.854	42.459	154	44.274	37.121	7	1:59.135	38.284	155	43.885	36.966
2	1:59.063	38.274	155	43.897	36.892	8	1:59.407	38.315	155	44.142	36.950
3	1:58.861	38.184	155	43.830	36.847	9	1:59.484	38.455	155	43.959	37.070
4	1:58.937	38.081	155	43.906	36.950	10	1:59.648	38.408	155	44.000	37.240
5	1:59.173	38.220	156	43.969	36.984	11	2:00.461	38.437	155	44.287	37.737
6	1:59.128	38.260	155	43.993	36.875	12	2:00.103	38.416	155	44.259	37.428

14 José J.RODRIGUES , MAN / PRT

Theoretische Bestzeit: 2:00.48

Lap	Time	S1	S2	S3	Lap	Time	S1	S2	S3			
1	2:11.975	44.348	47.193	40.434	7	2:02.415	38.930	154	45.411	38.074		
2	2:02.099	39.550	153	45.065	37.484	8	2:02.481	39.353	153	45.349	37.779	
3	2:00.922	38.670	153	44.611	37.641	9	2:00.812	38.785	152	44.596	160	37.431
4	2:01.082	39.060	151	44.716	37.306	10	2:00.708	38.883	153	44.509	160	37.316
5	2:01.431	39.066	154	44.870	37.495	11	2:00.976	38.946	152	44.541	160	37.489
6	2:01.633	38.883	154	45.211	37.539	12	2:01.396	38.843	154	44.968	159	37.585

15 Erwin KLEINAGELVOORT , SCANIA / NLD

Theoretische Bestzeit: 2:02.85

Lap	Time	S1	S2	S3	Lap	Time	S1	S2	S3						
1	2:14.036	46.094	146	48.831	156	39.111	154	7	2:03.303	39.122	151	45.701	158	38.480	158
2	2:04.797	40.057	149	46.030	157	38.710	157	8	2:03.208	39.098	151	45.706	158	38.404	158
3	2:04.525	39.247	151	46.222	156	39.056	155	9	2:02.970	38.947	151	45.508	157	38.515	157
4	2:03.745	39.148	150	45.803	158	38.794	156	10	2:04.150	39.440	150	46.057	158	38.653	159
5	2:04.038	39.343	149	45.809	157	38.886	157	11	2:03.437	39.066	151	45.864	156	38.507	157
6	2:03.878	39.113	151	45.849	158	38.916	157	12	2:04.090	39.570	151	45.730	159	38.790	157

21 Thomas ROBINEAU , MAN / FRA

Theoretische Bestzeit: 2:00.82

Lap	Time	S1	S2	S3	Lap	Time	S1	S2	S3			
1	2:10.470	44.727	152	47.319	38.424	7	2:02.649	39.016	151	45.338	38.295	
2	2:02.647	39.890	152	45.063	37.694	8	2:04.990	39.198	154	45.305	40.487	
3	2:01.340	38.606	154	44.834	37.900	9	2:04.074	39.483	152	45.883	38.708	
4	2:01.228	39.006	154	44.649	37.573	10	2:07.040	39.665	155	48.075	160	39.300
5	2:01.255	39.003	153	44.685	37.567	11	2:05.332	39.636	152	46.653	39.043	
6	2:01.627	38.984	153	44.988	37.655	12	2:05.393	39.593	154	47.271	38.529	

22 Jose Manuel VIEIRA DE SOUSA , RENAULT / PRT

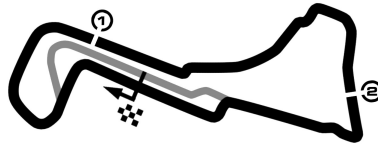
Theoretische Bestzeit: 2:04.29

Lap	Time	S1	S2	S3	Lap	Time	S1	S2	S3					
1	2:16.948	47.329	150	49.998	155	39.621	160	7	2:05.122	39.527	151	46.475	157	39.120
2	2:06.088	40.193	149	47.142	157	38.753	8	2:06.744	40.336	151	46.857	157	39.551	
3	2:05.889	40.262	151	46.894	156	38.733	9	2:06.989	40.030	152	47.530	157	39.429	
4	2:05.294	39.875	152	46.184	157	39.235	159	10	2:07.321	40.317	151	47.475	156	39.529
5	2:05.787	39.828	147	46.487	157	39.472	160	11	2:07.675	40.660	151	47.573	156	39.442
6	2:04.532	39.613	151	46.311	157	38.608	12	2:05.856	40.243	153	47.031	157	38.582	

23 Antonio ALBACETE , MAN / ESP

Theoretische Bestzeit: 1:58.76

Lap	Time	S1	S2	S3	Lap	Time	S1	S2	S3		
1	2:04.559	43.100	152	44.371	37.088	7	1:59.448	38.398	153	44.124	36.926
2	1:59.418	38.568	154	44.014	36.836	8	2:00.540	38.520	153	44.560	37.460
3	1:59.070	38.271	154	43.923	36.876	9	1:59.541	38.685	154	43.843	37.013
4	1:58.816	38.253	155	43.789	36.774	10	2:00.042	38.604	152	44.281	37.157
5	1:58.954	38.198	154	43.932	36.824	11	2:00.277	38.601	153	44.209	37.467
6	1:59.162	38.296	153	43.993	36.873	12	2:00.251	38.619	155	44.362	37.270



BELGIAN TRUCK GRAND PRIX

Zolder, length 4000 m

15.-17. September 2017

FIA European Truck Racing Championship

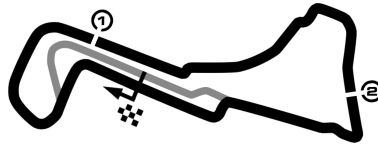
Lap Analysis Championship Race 3, 17.09.2017

FIA-Visa.No.: 7ETRC- BEL17092017

24 Norbert KISS , MERCEDES BENZ / HUN

Theoretische Bestzeit: 1:58.61

Lap	Time	S1	S2	S3	Lap	Time	S1	S2	S3				
1	2:06.525	43.703	149	45.713	160	37.109	7	1:59.180	38.218	152	43.935	160	37.027
2	1:59.588	37.946		44.728	160	36.914	8	1:59.652	38.320	152	44.113		37.219
3	1:59.103	37.798		44.428	160	36.877	9	2:00.051	38.187	153	44.757		37.107
4	1:59.154	38.170	151	43.953	160	37.031	10	1:59.643	38.381	153	44.202	160	37.060
5	1:59.376	38.176	148	44.051	160	37.149	11	1:59.557	38.263	153	44.176	160	37.118
6	1:59.526	38.156	152	44.021	159	37.349	12	1:59.923	38.229	154	44.447		37.247



BELGIAN TRUCK GRAND PRIX

Zolder, length 4000 m

15.-17. September 2017

FIA European Truck Racing Championship

Lap Analysis Championship Race 3, 17.09.2017

FIA-Visa.No.: 7ETRC- BEL17092017

27 Gerhard KÖRBER , IVECO / DEU

Theoretische Bestzeit: 2:00.52

Lap	Time	S1	S2	S3	Lap	Time	S1	S2	S3				
1	2:13.985	46.342	150	49.495	157	38.148	7	2:01.897	38.583	154	45.314	160	38.000
2	2:01.701	38.720	153	45.182		37.799	8	2:02.758	39.024	153	45.608		38.126
3	2:00.708	38.497	154	44.761		37.450	9	2:00.917	38.523	155	44.669		37.725
4	2:01.094	38.515	154	44.949	160	37.630	10	2:01.101	38.403	155	44.869	160	37.829
5	2:01.277	38.532	150	44.978		37.767	11	2:00.823	38.479	153	44.853		37.491
6	2:01.380	38.595	153	44.969		37.816	12	2:01.297	38.814	152	44.739		37.744

30 Sascha LENZ , MAN / DEU

Theoretische Bestzeit: 1:58.89

Lap	Time	S1	S2	S3	Lap	Time	S1	S2	S3				
1	2:08.337	43.809	147	46.954	159	37.574	7	1:59.328	38.047	158	44.437		36.844
2	2:00.104	38.952	157	44.247	157	36.905	8	1:59.824	38.289	157	44.275	160	37.260
3	1:59.099	38.201	155	44.023	159	36.875	9	2:00.324	38.520	157	44.494		37.310
4	1:59.162	38.024	157	44.256		36.882	10	1:59.576	38.196	156	44.155		37.225
5	1:59.434	38.221	156	44.352	160	36.861	11	1:59.236	38.061		44.296		36.879
6	1:59.441	38.096	156	44.197	160	37.148	12	2:00.346	38.756	158	44.275		37.315

33 David VRSECKY , FREIGHTLINER / CZE

Theoretische Bestzeit: 1:59.54

Lap	Time	S1	S2	S3	Lap	Time	S1	S2	S3				
1	2:08.083	44.247	150	46.013		37.823	7	2:00.238	38.846	154	44.172		37.220
2	2:01.535	39.820		44.630		37.085	8	2:00.824	38.979	152	44.847		36.998
3	1:59.866	38.569	156	44.337		36.960	9	2:01.024	38.858	154	44.619		37.547
4	2:00.082	38.412	155	44.548	159	37.122	10	2:01.192	38.665		45.190		37.337
5	2:00.224	38.684	152	44.283		37.257	11	2:00.794	38.995	153	44.430		37.369
6	2:00.242	38.819	153	44.287		37.136	12	2:00.059	38.581	155	44.340		37.138

38 Jose Eduardo TEIXEIRA RODRIGUES , MAN / PRT

Theoretische Bestzeit:

Lap	Time	S1	S2	S3	Lap	Time	S1	S2	S3
1	3:05.074	50.575	131	1:02.66t	98				

42 Andre KURSIM , MERCEDES BENZ / DEU

Theoretische Bestzeit: 1:59.95

Lap	Time	S1	S2	S3	Lap	Time	S1	S2	S3				
1	2:10.972	45.730	145	46.850	160	38.392	7	2:01.044	38.503	153	44.879	160	37.662
2	2:01.190	38.926	151	44.744	160	37.520	8	2:00.759	38.484	153	44.638	160	37.637
3	2:00.326	38.226	153	44.760	160	37.340	9	2:00.981	38.603	153	44.965	160	37.413
4	2:00.476	38.405	153	44.704	160	37.367	10	2:00.648	38.560	153	44.390	160	37.698
5	2:00.558	38.264	153	44.744	160	37.550	11	2:00.802	38.671	154	44.667	160	37.464
6	2:00.602	38.485	151	44.775	160	37.342	12	2:00.947	38.412	153	44.959	160	37.576

44 Stephanie HALM , MAN / DEU

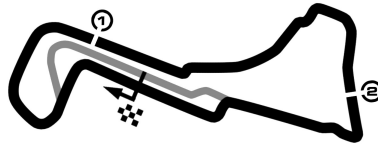
Theoretische Bestzeit: 1:58.67

Lap	Time	S1	S2	S3	Lap	Time	S1	S2	S3				
1	2:04.873	43.515	153	44.392		36.966	7	1:59.276	38.101	156	44.195		36.980
2	1:59.826	38.554	156	44.358		36.914	8	2:00.734	40.041	156	44.007		36.686
3	1:58.836	38.086	156	44.048		36.702	9	1:59.645	38.295	157	44.390		36.960
4	1:58.928	37.979	157	44.109		36.840	10	1:59.727	38.339	157	44.338		37.050
5	1:58.879	38.041	158	44.116		36.722	11	2:00.525	38.896	157	44.115	160	37.514
6	1:59.204	38.115	157	44.129		36.960	12	2:00.052	38.513	157	44.408		37.131

51 Henry TIJHUIS , DAF / NLD

Theoretische Bestzeit: 2:15.79

Lap	Time	S1	S2	S3	Lap	Time	S1	S2	S3						
1	2:23.348	49.445	134	51.053	138	42.850	134	7	2:21.342	42.978	133	54.434	127	43.930	134
2	2:16.352	42.941	132	50.248	138	43.163	134	8	2:17.676	43.541	133	51.103	137	43.032	133
3	2:17.277	42.887	133	51.238	136	43.152	133	9	2:19.850	43.069	132	53.600	139	43.181	129
4	2:15.947	43.031	131	50.260	137	42.656	133	10	2:17.716	43.705	132	50.965	137	43.046	130
5	2:17.146	42.947	132	51.137	137	43.062	133	11	2:17.958	43.384	129	51.052	137	43.522	131



BELGIAN TRUCK GRAND PRIX

Zolder, length 4000 m

15.-17. September 2017

FIA European Truck Racing Championship

Lap Analysis Championship Race 3, 17.09.2017

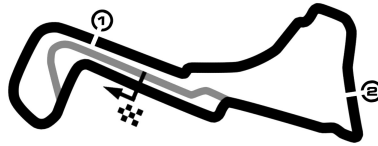
FIA-Visa.No.: 7ETRC- BEL17092017

Lap	Time	S1	S2	S3	Lap	Time	S1	S2	S3
6	2:16.574	43.181	131	50.437	138	42.956	134		

55 Adam LACKO , FREIGHTLINER / CZE

Theoretische Bestzeit: 1:58.50

Lap	Time	S1	S2	S3	Lap	Time	S1	S2	S3		
1	2:03.087	42.046	154	44.371	36.670	7	1:58.896	38.406	157	43.761	36.729
2	1:58.756	38.303	155	43.754	36.699	8	1:59.458	38.226	155	44.439	36.793
3	1:58.670	38.206	154	43.745	36.719	9	1:59.430	38.323	155	44.085	37.022
4	1:58.563	38.132	154	43.701	36.730	10	1:59.642	38.462	157	44.015	37.165
5	1:58.764	38.359	154	43.723	36.682	11	1:59.234	38.314	155	43.986	36.934
6	1:59.191	38.387		43.820	36.984	12	1:59.667	38.399	155	44.086	37.182



BELGIAN TRUCK GRAND PRIX

Zolder, length 4000 m

15.-17. September 2017

FIA European Truck Racing Championship

Lap Analysis Championship Race 3, 17.09.2017

FIA-Visa.No.: 7ETRC- BEL17092017

99 Jose Fernandes TEODOSIO , RENAULT / PRT

Theoretische Bestzeit: 2:03.90

Lap	Time	S1	S2	S3	Lap	Time	S1	S2	S3
1	2:14.965	45.734	148	50.118	156	39.113			
2	2:04.141	40.001	152	45.709	159	38.431			
3	2:04.999	39.763	153	46.047	155	39.189	154		
4	2:05.853	40.043	146	46.230	155	39.580	152		
5	2:21.064	39.966	144	47.760	149				