

BELGIAN TRUCK GRAND PRIX

Zolder, length 4000 m

15.-17. September 2017

FIA European Truck Racing Championship

Lap Analysis Championship Race 2, 16.09.2017

FIA-Visa.No.: 7ETRC- BEL17092017

1 Jochen HAHN , IVECO / DEU

Theoretische Bestzeit: 1:59.24

Lap	Time	S1	S2	S3	Lap	Time	S1	S2	S3	
1	2:09.004	46.247	115	45.453	7	2:00.503	38.395	115	44.686	37.422
2	2:00.649	38.724	117	44.645	8	2:00.124	38.593	115	44.651	36.880
3	2:00.925	38.434	118	45.040	9	1:59.539	38.439	116	44.065	37.035
4	2:00.576	38.299	117	44.938	10	1:59.681	38.367	116	44.157	37.157
5	2:01.166	38.389	117	44.723	11	2:00.903	38.435	117	44.700	160 37.768
6	2:00.814	39.850	116	44.064	12	2:01.373	39.391	118	44.528	37.454

14 José J.RODRIGUES , MAN / PRT

Theoretische Bestzeit: 2:00.26

Lap	Time	S1	S2	S3	Lap	Time	S1	S2	S3	
1	2:06.080	44.140	114	44.530	7	2:04.912	38.767	116	46.847	39.298
2	2:01.167	39.244	114	44.669	8	2:03.062	40.325	115	45.468	37.269
3	2:00.857	39.261	115	44.612	9	2:01.052	39.150	114	44.602	37.300
4	2:00.969	39.002	116	44.904	10	2:01.363	38.755	116	45.277	37.331
5	2:00.735	38.815	116	44.804	11	2:01.209	39.133	116	44.737	37.339
6	2:00.595	38.755	116	44.790	12	2:02.272	39.823	116	44.799	37.650 144

15 Erwin KLEINAGELVOORT , SCANIA / NLD

Theoretische Bestzeit: 2:02.45

Lap	Time	S1	S2	S3	Lap	Time	S1	S2	S3					
1	2:16.202	47.061	50.293	157	38.848	7	2:03.812	39.335	113	45.499	158	38.978	153	
2	2:03.286	38.865	113	45.591	157	38.830	8	2:03.786	39.041	114	46.128	158	38.617	160
3	2:03.659	39.069	113	45.636	157	38.954	159	9	2:02.925	39.339	114	45.345	158	38.241
4	2:03.254	39.266	110	45.669	158	38.319	10	2:03.033	38.985	114	45.379	158	38.669	158
5	2:03.602	39.199	114	45.695	159	38.708	11	2:07.679	39.782	109	47.633	141	40.264	138
6	2:03.350	39.099	114	45.843	157	38.408	12	2:30.724	42.178	96	49.690	121	58.856	54

19 Dominique ORSINI , MERCEDES BENZ / FRA

Theoretische Bestzeit: 2:05.24

Lap	Time	S1	S2	S3	Lap	Time	S1	S2	S3					
1	2:18.609	48.876	112	49.871	157	39.862	6	2:11.488	40.053	110	48.076	136	43.359	130
2	2:05.693	40.140	112	46.658	157	38.895	7	2:06.935	40.478	113	46.656	157	39.801	
3	2:05.363	39.774	113	46.616	158	38.973	8	2:06.691	40.152	112	47.288	158	39.251	
4	2:06.730	40.779	113	46.994	158	38.957	9	2:08.704	39.912	112	46.951	158	41.841	125
5	2:05.433	39.787	113	46.577	158	39.069	10	2:15.032	43.623	115	48.875	158	42.534	102

21 Thomas ROBINEAU , MAN / FRA

Theoretische Bestzeit: 2:01.18

Lap	Time	S1	S2	S3	Lap	Time	S1	S2	S3		
1	2:13.629	47.578	104	47.543	38.508	7	2:01.845	39.018	117	44.852	37.975
2	2:02.029	38.976	116	45.275	37.778	8	2:01.769	39.093	115	45.239	37.437
3	2:01.755	38.934	117	45.203	37.618	9	2:02.243	39.033	117	45.161	38.049
4	2:01.579	38.894	116	45.184	37.501	10	2:03.356	39.476	116	45.821	38.059
5	2:01.715	39.045	116	44.939	37.731	11	2:02.350	39.184	116	45.286	37.880
6	2:02.731	39.106	117	45.671	37.954	12	2:04.604	39.888	116	46.205	154 38.511

22 Jose Manuel VIEIRA DE SOUSA , RENAULT / PRT

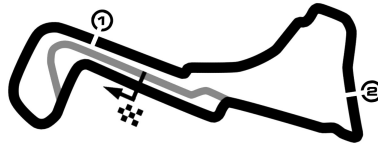
Theoretische Bestzeit: 2:04.52

Lap	Time	S1	S2	S3	Lap	Time	S1	S2	S3					
1	2:19.461	49.460	108	50.160	155	39.841	7	2:05.211	39.669	114	47.112	157	38.430	
2	2:05.179	39.794	116	46.672	157	38.713	8	2:05.170	39.480	116	46.763	157	38.927	
3	2:05.446	39.723	116	46.992	157	38.731	9	2:06.019	40.143	116	47.369	156	38.507	
4	2:06.821	40.781	112	47.588	154	38.452	10	2:04.859	39.752	115	46.618	157	38.489	
5	2:05.198	39.566	117	46.831	158	38.801	11	2:06.546	39.706	116	46.684	156	40.156	109
6	2:06.760	40.324	113	47.078	156	39.358	12	2:15.346	44.839	114	47.079	156	43.428	82

23 Antonio ALBACETE , MAN / ESP

Theoretische Bestzeit: 1:59.15

Lap	Time	S1	S2	S3	Lap	Time	S1	S2	S3		
1	2:07.610	45.317	116	44.997	37.296	7	2:00.069	38.681	116	44.509	36.879



BELGIAN TRUCK GRAND PRIX

Zolder, length 4000 m

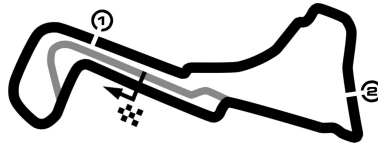
15.-17. September 2017

FIA European Truck Racing Championship

Lap Analysis Championship Race 2, 16.09.2017

FIA-Visa.No.: 7ETRC- BEL17092017

Lap	Time	S1	S2	S3	Lap	Time	S1	S2	S3		
2	2:01.157	38.871	117	44.843	37.443	8	1:59.310	38.530	116	43.878	36.902
3	2:00.748	38.480	117	45.075	37.193	9	2:00.035	38.495	116	44.303	37.237
4	2:00.759	38.541	117	44.804	37.414	10	2:00.430	38.542	117	44.502	37.386
5	2:01.024	38.449	117	44.710	37.865	11	2:02.038	39.596	117	45.204	37.238
6	1:59.564	38.396	116	44.203	36.965	12	2:00.966	39.459	117	44.417	37.090



BELGIAN TRUCK GRAND PRIX

Zolder, length 4000 m

15.-17. September 2017

FIA European Truck Racing Championship

Lap Analysis Championship Race 2, 16.09.2017

FIA-Visa.No.: 7ETRC- BEL17092017

24 Norbert KISS , MERCEDES BENZ / HUN

Theoretische Bestzeit: 1:59.11

Lap	Time	S1	S2	S3	Lap	Time	S1	S2	S3			
1	2:08.304	45.524	45.360	160	7	1:59.993	38.149	115	44.934	36.910		
2	2:00.921	38.306	44.928	37.687	8	1:59.338	38.057	116	44.158	160	37.123	
3	2:00.983	38.368	115	45.025	37.590	9	1:59.314	38.185	116	44.146	36.983	
4	2:00.446	38.329	116	44.654	37.463	10	2:00.248	38.413	116	44.599	37.236	
5	2:01.515	38.374	116	44.650	38.491	11	2:01.073	38.912	116	45.051	37.110	
6	1:59.961	38.451	116	44.340	37.170	12	2:01.007	39.323	116	44.323	37.361	153

27 Gerhard KÖRBER , IVECO / DEU

Theoretische Bestzeit: 2:00.26

Lap	Time	S1	S2	S3	Lap	Time	S1	S2	S3			
1	2:07.335	44.746	116	44.858	37.731	7	2:00.530	38.560	115	44.451	37.519	
2	2:00.891	38.660	116	44.749	37.482	8	2:01.542	39.015	114	44.599	37.928	
3	2:00.908	38.432	116	45.069	37.407	9	2:00.663	38.623	114	44.475	37.565	
4	2:00.621	38.412	115	44.790	37.419	10	2:01.199	38.656	117	44.975	37.568	
5	2:02.494	38.410	117	44.816	39.268	11	2:01.636	38.558	117	45.304	37.774	
6	2:05.601	40.833	114	47.100	37.668	12	2:03.087	39.678	114	45.126	38.283	127

30 Sascha LENZ , MAN / DEU

Theoretische Bestzeit: 1:59.39

Lap	Time	S1	S2	S3	Lap	Time	S1	S2	S3				
1	2:09.660	45.916	116	46.420	37.324	7	2:00.247	38.410	119	44.206	37.631		
2	2:00.664	38.614	120	44.729	159	37.321	8	2:00.721	39.349	117	44.461	36.911	
3	2:00.777	38.452	119	44.861	160	37.464	9	1:59.530	38.401	118	44.126	37.003	
4	2:01.881	38.354	119	46.342	37.185	10	1:59.698	38.428	117	44.172	37.098		
5	2:00.128	38.364	118	44.385	37.379	11	2:00.158	38.535	118	44.293	159	37.330	
6	2:01.942	39.639	117	45.287	160	37.016	12	2:01.215	39.460	118	44.582	159	37.173

33 David VRSECKY , FREIGHTLINER / CZE

Theoretische Bestzeit: 2:00.24

Lap	Time	S1	S2	S3	Lap	Time	S1	S2	S3			
1	2:12.456	47.564	115	46.634	38.258	7	2:00.541	38.606	116	44.422	37.513	
2	2:01.554	38.872	116	44.954	37.728	8	2:00.868	38.660	116	44.728	37.480	
3	2:01.742	38.965	116	45.559	37.218	9	2:02.213	38.941	116	44.782	38.490	
4	2:01.185	38.730	116	45.047	37.408	10	2:00.662	38.916	116	44.486	37.260	
5	2:01.571	38.651	116	45.373	37.547	11	2:01.180	38.727	116	44.673	37.780	
6	2:01.339	38.765	116	44.785	37.789	12	2:01.882	39.271	115	44.581	38.030	144

38 Jose Eduardo TEIXEIRA RODRIGUES , MAN / PRT

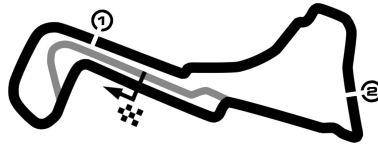
Theoretische Bestzeit: 2:04.13

Lap	Time	S1	S2	S3	Lap	Time	S1	S2	S3					
1	2:20.299	50.967	95	49.950	154	39.382	7	2:04.788	40.285	116	46.040	159	38.463	
2	2:06.834	41.203	111	47.244	159	38.387	8	2:05.727	40.241	116	46.908	159	38.578	
3	2:06.292	40.739	114	46.841	158	38.712	9	2:05.593	40.179	115	46.897	159	38.517	
4	2:05.640	40.566	114	46.675	159	38.399	10	2:05.083	40.545	116	46.297	159	38.241	
5	2:05.199	40.374	114	46.423	159	38.402	11	2:05.868	39.851	116	46.568	159	39.449	112
6	2:06.489	40.498	115	46.731	159	39.260	12	2:15.176	45.002	113	46.726	158	43.448	88

42 Andre KURSIM , MERCEDES BENZ / DEU

Theoretische Bestzeit: 1:59.69

Lap	Time	S1	S2	S3	Lap	Time	S1	S2	S3				
1	2:06.557	44.470	115	44.464	37.623	7	2:00.832	38.588	117	44.764	37.480		
2	2:00.497	38.648	112	44.207	159	37.642	8	2:00.048	38.427	116	44.257	159	37.364
3	2:00.263	38.403	114	44.474	160	37.386	9	2:00.623	38.591	116	44.524	37.508	
4	1:59.973	38.429	116	44.157	37.387	10	2:00.597	38.317	116	44.547	37.733		
5	2:00.822	38.677	116	44.750	37.395	11	2:00.986	39.046	115	44.433	37.507		
6	2:00.290	38.459	116	44.610	37.221	12	2:01.057	39.293	116	44.328	37.436		



BELGIAN TRUCK GRAND PRIX

Zolder, length 4000 m

15.-17. September 2017

FIA European Truck Racing Championship

Lap Analysis Championship Race 2, 16.09.2017

FIA-Visa.No.: 7ETRC- BEL17092017

44 Stephanie HALM , MAN / DEU

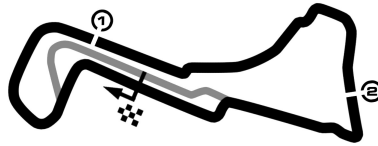
Theoretische Bestzeit: 1:59.40

Lap	Time	S1	S2	S3	Lap	Time	S1	S2	S3		
1	2:10.423	46.205	116	46.721	37.497	7	1:59.774	38.271	117	44.417	37.086
2	2:00.497	38.237	119	44.860	37.400	8	2:00.852	39.026	119	44.593	37.233
3	2:01.525	38.307	118	45.754	37.464	9	1:59.559	38.266	118	44.543	36.750
4	2:01.219	38.235	119	45.604	37.380	10	1:59.944	38.434	118	44.649	36.861
5	2:00.470	38.327	119	44.667	37.476	11	2:00.214	38.402	119	44.785	37.027
6	2:02.072	38.947	118	46.276	36.849	12	2:00.953	39.045	119	44.610	37.298

51 Henry TIJHUIS , DAF / NLD

Theoretische Bestzeit: 2:27.64

Lap	Time	S1	S2	S3	Lap	Time	S1	S2	S3						
1	2:33.931	52.312	98	54.413	116	47.206	133	2	2:28.837	47.706	97	55.601	131	45.530	135



BELGIAN TRUCK GRAND PRIX

Zolder, length 4000 m

15.-17. September 2017

FIA European Truck Racing Championship

Lap Analysis Championship Race 2, 16.09.2017

FIA-Visa.No.: 7ETRC- BEL17092017

55 Adam LACKO , FREIGHTLINER / CZE

Theoretische Bestzeit: 1:59.14

Lap	Time	S1	S2	S3	Lap	Time	S1	S2	S3		
1	2:10.807	46.842	121	46.514	37.451	7	2:01.046	38.422	117	44.250	38.374
2	2:00.390	38.348	116	44.649	37.393	8	1:59.345	38.299	116	44.215	36.831
3	2:00.349	38.183	117	44.869	37.297	9	1:59.528	38.493	118	44.129	36.906
4	2:00.750	38.549	116	45.243	36.958	10	1:59.854	38.487	119	44.362	37.005
5	2:00.448	38.470	116	44.386	37.592	11	2:00.655	38.429	118	44.559	37.667
6	2:01.039	39.848	115	44.244	36.947	12	2:01.513	39.665	117	44.591	37.257

99 Jose Fernandes TEODOSIO , RENAULT / PRT

Theoretische Bestzeit: 2:01.23

Lap	Time	S1	S2	S3	Lap	Time	S1	S2	S3					
1	2:14.747	48.348	116	48.141	159	38.258	7	2:01.666	38.775	116	45.154	159	37.737	
2	2:02.284	38.680	117	45.463	159	38.141	8	2:02.478	38.916	115	45.752	159	37.810	
3	2:01.952	38.791	117	45.212	37.949	9	2:01.730	38.850	117	45.147	158	37.733		
4	2:02.117	38.693	117	45.653	160	37.771	10	2:03.136	38.850	117	45.981	157	38.305	
5	2:01.814	38.899	117	44.818	159	38.097	11	2:03.302	39.044	117	45.256	159	39.002	
6	2:01.889	38.857	116	45.108	160	37.924	12	2:05.086	39.840	116	46.198	151	39.048	147