


FIA EUROPEAN TRUCK RACING CHAMPIONSHIP

Slovakia Ring, length 5922 m

15. - 16. July 2017

Suzuki Cup Austria - Europe



Lap Analysis Race 2, 16.07.2017

5 Peter GROSS (AUT) (Suzuki Swift Sport 1.6)

Theoretische Bestzeit: 2:41.239

Lap	D	Time	S1	S2	S3	Lap	D	Time	S1	S2	S3
1	1	2:52.880	1:01.403	1:17.890	33.587	7	1	2:44.531	52.147	1:17.945	34.439
2	1	2:41.905	51.338	1:16.963	33.604	8	1	2:43.634	52.397	1:16.626	34.611
3	1	2:42.179	51.236	1:17.231	33.712	9	1	2:43.198	52.129	1:16.818	34.251
4	1	2:53.283	52.041	1:20.805	40.437	10	1	2:42.534	52.089	1:16.411	34.029
5	1	2:44.302	52.405	1:17.126	34.771	11	1	2:42.685	51.848	1:16.638	34.199
6	1	2:45.234	52.212	1:18.596	34.426						

7 Anton BAUER (GER) (Suzuki Swift Sport 1.6)

Theoretische Bestzeit: 2:41.566

Lap	D	Time	S1	S2	S3	Lap	D	Time	S1	S2	S3
1	1	2:50.931	58.896	1:18.418	33.617	5	1	2:45.593	52.296	1:19.004	34.293
2	1	2:41.982	51.245	1:16.704	34.033	6	1	2:45.562	52.123	1:18.678	34.761
3	1	2:44.227	51.484	1:18.419	34.324	7	1	2:44.868	52.158	1:17.907	34.803
4	1	2:43.771	51.816	1:17.658	34.297	8	1	2:46.637	52.604	1:18.603	35.430

8 Klaus LEMMERHOFER (AUT) (Suzuki Swift Sport 1.6)

Theoretische Bestzeit: 2:43.512

Lap	D	Time	S1	S2	S3	Lap	D	Time	S1	S2	S3
1	1	2:57.028	1:03.266	1:18.855	34.907	7	1	2:47.827	52.968	1:19.351	35.508
2	1	2:43.797	51.532	1:17.461	34.805	8	1	2:46.226	52.978	1:18.398	34.850
3	1	2:45.553	52.629	1:18.222	34.702	9	1	2:46.419	52.778	1:18.402	35.239
4	1	2:45.701	52.339	1:18.607	34.755	10	1	2:46.651	53.780	1:17.906	34.965
5	1	2:47.134	53.185	1:18.863	35.086	11	1	2:45.588	52.586	1:18.482	34.520
6	1	2:52.731	54.487	1:23.280	34.964						

10 Christoph ZELLHOFER (AUT) (Suzuki Swift Sport 1.6)

Theoretische Bestzeit: 2:40.246

Lap	D	Time	S1	S2	S3	Lap	D	Time	S1	S2	S3
1	1	2:46.255	56.923	1:15.841	33.490	7	1	2:42.401	50.973	1:17.534	33.894
2	1	2:41.237	50.914	1:16.190	34.133	8	1	2:41.709	51.046	1:16.641	34.022
3	1	2:42.745	51.430	1:16.941	34.374	9	1	2:41.772	50.917	1:16.961	33.894
4	1	2:42.491	50.960	1:16.996	34.535	10	1	2:43.566	52.281	1:17.349	33.936
5	1	2:42.905	51.648	1:17.090	34.167	11	1	2:42.376	51.618	1:16.589	34.169
6	1	2:43.457	52.161	1:17.167	34.129						

11 Erich WEGHOFER (AUT) (Suzuki Swift Sport 1.6)

Theoretische Bestzeit: 2:41.571

Lap	D	Time	S1	S2	S3	Lap	D	Time	S1	S2	S3
1	1	2:56.477	1:03.760	1:18.633	34.084	7	1	2:56.576	51.423	1:30.381	34.772
2	1	2:42.186	51.448	1:16.771	33.961	8	1	2:44.325	52.184	1:17.576	34.565
3	1	2:43.367	51.633	1:17.503	34.231	9	1	2:47.250	52.687	1:19.714	34.849
4	1	2:42.744	51.500	1:17.037	34.207	10	1	2:47.530	53.053	1:19.462	35.015
5	1	2:42.817	51.219	1:17.148	34.450	11	1	2:47.375	52.919	1:19.472	34.984
6	1	2:42.288	50.964	1:17.494	33.830						

14 Dominik HASELSTEINER (AUT) (Suzuki Swift Sport 1.6)

Theoretische Bestzeit: 2:40.779

Lap	D	Time	S1	S2	S3	Lap	D	Time	S1	S2	S3
1	1	2:52.244	1:00.501	1:17.954	33.789	7	1	2:42.066	51.454	1:16.491	34.119
2	1	2:41.953	51.256	1:17.079	33.618	8	1	2:41.677	51.182	1:16.645	33.850
3	1	2:42.136	50.668	1:17.702	33.766	9	1	2:42.147	50.719	1:17.591	33.837
4	1	2:42.252	51.032	1:16.816	34.404	10	1	2:41.727	50.835	1:17.085	33.807
5	1	2:42.079	50.932	1:16.968	34.179	11	1	2:43.962	52.893	1:16.931	34.138
6	1	2:41.795	50.794	1:17.013	33.988						

15 Michael KITTEL (AUT) (Suzuki Swift Sport 1.6)

Theoretische Bestzeit: 2:40.571


Lap	D	Time	S1	S2	S3	Lap	D	Time	S1	S2	S3
1	1	2:52.498	1:00.782	1:18.055	33.661	7	1	2:41.759	51.121	1:16.240	34.398
2	1	2:42.762	51.540	1:17.366	33.856	8	1	2:42.466	52.011	1:16.566	33.889
3	1	2:42.342	50.846	1:17.544	33.952	9	1	2:41.987	51.492	1:16.470	34.025
4	1	2:43.887	51.735	1:17.720	34.432	10	1	2:43.004	52.555	1:16.599	33.850
5	1	2:43.568	51.892	1:17.423	34.253	11	1	2:41.699	51.460	1:16.064	34.175
6	1	2:43.294	52.322	1:16.999	33.973						

FIA EUROPEAN TRUCK RACING CHAMPIONSHIP

Slovakia Ring, length 5922 m

15. - 16. July 2017

Suzuki Cup Austria - Europe



Lap Analysis Race 2, 16.07.2017

17 Günther WIESMEIER (AUT) (Suzuki Swift Sport 1.6)						Theoretische Bestzeit: 2:40.441					
Lap	D	Time	S1	S2	S3	Lap	D	Time	S1	S2	S3
1	1	2:51.243	58.879	1:17.995	34.369	7	1	2:41.615	50.559	1:17.189	33.867
2	1	2:41.889	51.263	1:16.567	34.059	8	1	2:43.480	51.044	1:18.530	33.906
3	1	2:42.529	50.866	1:17.856	33.807	9	1	2:41.153	50.956	1:16.251	33.944
4	1	2:42.028	50.935	1:16.664	34.429	10	1	2:41.891	50.868	1:17.394	33.629
5	1	2:41.622	51.239	1:16.328	34.055	11	1	2:56.852	56.584	1:22.162	38.106
6	1	2:41.142	50.913	1:16.395	33.834						

26 Max WIMMER (AUT) (Suzuki Swift Sport 1.6)						Theoretische Bestzeit: 2:39.671					
Lap	D	Time	S1	S2	S3	Lap	D	Time	S1	S2	S3
1	1	2:46.081	56.700	1:15.865	33.516	7	1	2:41.298	50.674	1:16.823	33.801
2	1	2:42.293	51.466	1:17.158	33.669	8	1	2:41.378	51.428	1:16.421	33.529
3	1	2:41.951	51.074	1:16.830	34.047	9	1	2:41.648	50.642	1:17.434	33.572
4	1	2:40.365	50.668	1:15.841	33.851	10	1	2:40.370	50.413	1:16.508	33.449
5	1	2:40.623	50.577	1:16.489	33.557	11	1	2:41.378	50.865	1:17.047	33.466
6	1	2:41.039	50.376	1:17.021	33.642						

30 Oliver MÜLLER (AUT) (Suzuki Swift Sport 1.6)						Theoretische Bestzeit: 2:41.062					
Lap	D	Time	S1	S2	S3	Lap	D	Time	S1	S2	S3
1	1	2:51.719	1:00.010	1:17.759	33.950	7	1	2:41.715	50.803	1:16.758	34.154
2	1	2:42.228	51.307	1:17.203	33.718	8	1	2:42.371	51.732	1:16.843	33.796
3	1	2:43.547	50.774	1:18.768	34.005	9	1	2:42.047	51.426	1:16.744	33.877
4	1	2:44.363	51.853	1:18.411	34.099	10	1	2:42.983	52.233	1:16.921	33.829
5	1	2:44.797	51.627	1:19.112	34.058	11	1	2:41.646	51.358	1:16.571	33.718
6	1	2:42.081	51.196	1:16.786	34.099						

47 Marcel KRAILLER (AUT) (Suzuki Swift Sport 1.6)						Theoretische Bestzeit: 2:39.824					
Lap	D	Time	S1	S2	S3	Lap	D	Time	S1	S2	S3
1	1	2:48.598	58.096	1:16.740	33.762	7	1	2:41.378	50.697	1:16.755	33.926
2	1	2:40.994	51.455	1:16.000	33.539	8	1	2:40.655	50.950	1:16.035	33.670
3	1	2:40.970	51.027	1:15.931	34.010	9	1	2:41.008	50.694	1:16.611	33.703
4	1	2:40.731	50.916	1:16.137	33.678	10	1	2:41.065	50.570	1:16.846	33.649
5	1	2:40.230	50.731	1:16.000	33.499	11	1	2:40.813	51.114	1:16.078	33.621
6	1	2:41.171	50.392	1:16.953	33.826						

50 Martin ZELLHOFER (AUT) (Suzuki Swift Sport 1.6)						Theoretische Bestzeit: 2:40.673					
Lap	D	Time	S1	S2	S3	Lap	D	Time	S1	S2	S3
1	1	2:49.113	58.412	1:16.785	33.916	7	1	2:42.512	50.975	1:17.421	34.116
2	1	2:42.853	51.889	1:17.049	33.915	8	1	2:41.382	50.963	1:16.640	33.779
3	1	2:41.883	51.485	1:16.704	33.694	9	1	2:43.858	52.060	1:17.101	34.697
4	1	2:41.397	51.309	1:16.261	33.819	10	1	2:41.734	50.811	1:17.330	33.593
5	1	2:41.708	50.953	1:16.843	33.912	11	1	2:42.357	51.638	1:16.587	34.132
6	1	2:42.449	51.296	1:17.197	33.956						

175 Lukas PUCHINGER (AUT) (Suzuki Swift Sport 1.6)						Theoretische Bestzeit: 2:40.819					
Lap	D	Time	S1	S2	S3	Lap	D	Time	S1	S2	S3
1	1	2:51.419	59.831	1:17.742	33.846	7	1	2:42.169	51.298	1:16.686	34.185
2	1	2:42.121	51.319	1:16.639	34.163	8	1	2:42.085	51.731	1:16.448	33.906
3	1	2:42.564	50.704	1:17.873	33.987	9	1	2:42.149	50.915	1:17.100	34.134
4	1	2:42.158	50.982	1:16.643	34.533	10	1	2:41.381	50.894	1:16.660	33.827
5	1	2:42.060	50.949	1:16.805	34.306	11	1	2:42.383	51.408	1:16.950	34.025
6	1	2:41.298	50.868	1:16.281	34.142						

502 Máté BENYÓ (HUN) (Suzuki Swift Sport 1.6)						Theoretische Bestzeit: 2:40.194					
Lap	D	Time	S1	S2	S3	Lap	D	Time	S1	S2	S3
1	1	2:48.582	57.894	1:16.507	34.181	7	1	2:41.638	51.211	1:16.927	33.500
2	1	2:42.115	52.443	1:15.897	33.775	8	1	2:41.985	51.986	1:16.153	33.846
3	1	2:40.981	51.465	1:15.651	33.864	9	1	2:40.861	51.332	1:15.767	33.762
4	1	2:41.983	51.111	1:17.098	33.774	10	1	2:40.525	51.129	1:15.800	33.596
5	1	2:42.870	52.076	1:16.684	34.110	11	1	2:41.812	51.042	1:17.255	33.515
6	1	2:42.023	51.488	1:16.809	33.726						


FIA EUROPEAN TRUCK RACING CHAMPIONSHIP

Slovakia Ring, length 5922 m

15. - 16. July 2017

Suzuki Cup Austria - Europe

Lap Analysis Race 2, 16.07.2017




FIA EUROPEAN TRUCK RACING CHAMPIONSHIP

Slovakia Ring, length 5922 m

15. - 16. July 2017

Suzuki Cup Austria - Europe



Lap Analysis Race 2, 16.07.2017

503 László ÁCS (HUN) (Suzuki Swift Sport 1.6)

Theoretische Bestzeit: 2:41.095

Lap	D	Time	S1	S2	S3	Lap	D	Time	S1	S2	S3
1	1	2:54.253	1:01.081	1:18.931	34.241	7	1	2:42.996	52.008	1:17.000	33.988
2	1	2:41.254	51.246	1:16.450	33.558	8	1	2:42.018	51.631	1:16.531	33.856
3	1	2:42.606	51.506	1:17.383	33.717	9	1	2:43.415	51.767	1:17.789	33.859
4	1	2:43.483	51.600	1:17.553	34.330	10	1	2:44.174	52.869	1:17.113	34.192
5	1	2:45.526	52.123	1:18.411	34.992	11	1	2:43.157	51.538	1:17.506	34.113
6	1	2:42.266	51.087	1:17.334	33.845						

508 Gabor EGYÜD (HUN) (Suzuki Swift Sport 1.6)

Theoretische Bestzeit: 2:42.291

Lap	D	Time	S1	S2	S3	Lap	D	Time	S1	S2	S3
1	1	2:51.901	1:00.554	1:17.506	33.841	4	1	2:43.165	51.482	1:17.573	34.110
2	1	2:43.601	51.858	1:17.100	34.638	5	1	2:44.521	52.261	1:18.315	33.945
3	1	2:42.417	51.345	1:17.154	33.918						

518 Lali SZOMSZÉD (HUN) (Suzuki Swift Sport 1.6)

Theoretische Bestzeit: 2:42.213

Lap	D	Time	S1	S2	S3	Lap	D	Time	S1	S2	S3
1	1	2:54.733	1:02.343	1:17.842	34.548	7	1	2:43.412	51.811	1:17.380	34.221
2	1	2:43.592	51.142	1:17.742	34.708	8	1	2:44.735	52.138	1:17.909	34.688
3	1	2:44.033	51.700	1:18.193	34.140	9	1	2:45.284	52.531	1:18.156	34.597
4	1	2:42.882	51.425	1:17.270	34.181	10	1	2:44.750	52.512	1:17.696	34.542
5	1	2:42.975	50.934	1:17.957	34.084	11	1	2:47.273	51.999	1:17.715	37.559
6	1	2:42.497	50.967	1:17.527	34.003						

531 Balázs KÖRMÖCZI (HUN) (Suzuki Swift Sport 1.6)

Theoretische Bestzeit: 2:40.397

Lap	D	Time	S1	S2	S3	Lap	D	Time	S1	S2	S3
1	1	2:48.719	58.409	1:16.563	33.747	7	1	2:42.221	51.204	1:17.307	33.710
2	1	2:41.929	51.409	1:16.574	33.946	8	1	2:42.416	51.254	1:16.835	34.327
3	1	2:41.087	51.670	1:15.931	33.486	9	1	2:41.431	51.102	1:16.488	33.841
4	1	2:41.739	50.980	1:16.979	33.780	10	1	2:41.996	51.770	1:16.330	33.896
5	1	2:42.446	51.904	1:16.742	33.800	11	1	2:42.862	51.456	1:17.022	34.384
6	1	2:42.470	51.887	1:16.678	33.905						

532 Gergo KÖRMÖCZI (HUN) (Suzuki Swift Sport 1.6)

Theoretische Bestzeit:

Lap	D	Time	S1	S2	S3	Lap	D	Time	S1	S2	S3
1	1	2:49.762				7	1	2:41.968			
2	1	2:42.758				8	1	2:42.801			
3	1	2:41.862				9	1	2:41.813			
4	1	2:40.179				10	1	2:41.244			
5	1	2:41.993				11	1	2:42.933			
6	1	2:42.329									

546 Ádám LENGYEL (HUN) (Suzuki Swift Sport 1.6)

Theoretische Bestzeit: 2:40.264

Lap	D	Time	S1	S2	S3	Lap	D	Time	S1	S2	S3
1	1	2:49.410	58.393	1:17.599	33.418	7	1	2:41.489	50.997	1:16.577	33.915
2	1	2:42.874	51.173	1:17.452	34.249	8	1	2:41.465	51.262	1:16.380	33.823
3	1	2:40.907	50.984	1:16.332	33.591	9	1	2:41.368	51.260	1:16.405	33.703
4	1	2:40.715	50.602	1:16.358	33.755	10	1	2:41.066	51.163	1:16.240	33.659
5	1	2:42.232	51.160	1:17.376	33.696	11	1	2:43.200	51.064	1:17.987	34.149
6	1	2:40.992	50.955	1:16.375	33.662						

548 Bendegúz MOLNÁR (HUN) (Suzuki Swift Sport 1.6)

Theoretische Bestzeit: 2:38.909


Lap	D	Time	S1	S2	S3	Lap	D	Time	S1	S2	S3
1	1	2:46.853	57.605	1:16.075	33.173	7	1	2:39.760	50.899	1:15.310	33.547
2	1	2:41.245	51.067	1:16.284	33.894	8	1	2:40.021	50.906	1:15.608	33.507
3	1	2:41.729	51.250	1:16.573	33.906	9	1	2:42.160	52.061	1:16.585	33.514
4	1	2:40.107	50.422	1:15.957	33.728	10	1	2:40.099	50.929	1:15.640	33.530
5	1	2:39.720	50.839	1:15.379	33.502	11	1	2:40.082	51.344	1:15.354	33.384
6	1	2:39.694	50.901	1:15.323	33.470						

FIA EUROPEAN TRUCK RACING CHAMPIONSHIP

Slovakia Ring, length 5922 m

15. - 16. July 2017

Suzuki Cup Austria - Europe



Lap Analysis Race 2, 16.07.2017

550 Janos CSIK (HUN) (Suzuki Swift Sport 1.6)

Theoretische Bestzeit: 2:39.133

Lap	D	Time	S1	S2	S3	Lap	D	Time	S1	S2	S3
1	1	2:46.614	57.456	1:15.908	33.250	7	1	2:39.323	50.604	1:15.399	33.320
2	1	2:41.260	50.897	1:16.408	33.955	8	1	2:39.695	50.527	1:15.758	33.410
3	1	2:41.224	51.041	1:16.521	33.662	9	1	2:41.712	51.804	1:16.396	33.512
4	1	2:41.254	50.966	1:15.926	34.362	10	1	2:40.034	50.985	1:15.563	33.486
5	1	2:40.377	50.697	1:16.229	33.451	11	1	2:40.591	51.713	1:15.651	33.227
6	1	2:39.636	50.872	1:15.379	33.385						

555 Patrik TELEK (HUN) (Suzuki Swift Sport 1.6)

Theoretische Bestzeit: 2:44.451

Lap	D	Time	S1	S2	S3	Lap	D	Time	S1	S2	S3
1	1	2:56.865	1:02.749	1:19.229	34.887	7	1	2:48.138	53.185	1:19.768	35.185
2	1	2:45.886	51.720	1:19.081	35.085	8	1	2:46.661	53.301	1:18.371	34.989
3	1	2:46.039	52.626	1:18.506	34.907	9	1	2:47.524	53.514	1:18.903	35.107
4	1	2:45.367	52.636	1:18.004	34.727	10	1	2:46.935	53.436	1:18.293	35.206
5	1	2:46.582	52.653	1:18.913	35.016	11	1	2:46.393	53.282	1:18.185	34.926
6	1	2:46.800	53.055	1:18.649	35.096						

588 Gábor FORRAI (HUN) (Suzuki Swift Sport 1.6)

Theoretische Bestzeit: 2:39.751

Lap	D	Time	S1	S2	S3	Lap	D	Time	S1	S2	S3
1	1	2:46.441	57.223	1:15.911	33.303	7	1	2:41.107	50.856	1:16.519	33.732
2	1	2:41.221	50.947	1:16.347	33.927	8	1	2:41.285	51.398	1:16.256	33.631
3	1	2:41.306	51.099	1:16.531	33.676	9	1	2:40.903	50.991	1:16.132	33.780
4	1	2:41.274	50.779	1:16.346	34.149	10	1	2:42.044	50.762	1:17.774	33.508
5	1	2:40.271	50.533	1:16.315	33.423	11	1	2:41.335	50.676	1:17.247	33.412
6	1	2:41.591	51.215	1:16.780	33.596						

595 Bence BALOGH (HUN) (Suzuki Swift Sport 1.6)

Theoretische Bestzeit: 2:39.217

Lap	D	Time	S1	S2	S3	Lap	D	Time	S1	S2	S3
1	1	2:49.000	57.726	1:16.609	34.665	7	1	2:39.991	50.860	1:15.663	33.468
2	1	2:43.013	52.363	1:16.998	33.652	8	1	2:40.395	50.554	1:16.325	33.516
3	1	2:40.152	51.140	1:15.441	33.563	9	1	2:40.886	50.565	1:16.840	33.481
4	1	2:41.842	50.784	1:16.716	34.342	10	1	2:40.222	50.300	1:16.264	33.658
5	1	2:40.857	50.918	1:16.268	33.671	11	1	2:40.752	51.223	1:15.930	33.599
6	1	2:40.168	50.906	1:15.693	33.569						