


# FIA EUROPEAN TRUCK RACING CHAMPIONSHIP

Slovakia Ring, length 5922 m

15. - 16. July 2017

Suzuki Cup Austria - Europe



## Lap Analysis Qualifying, 15.07.2017

### 5 Peter GROSS (AUT) (Suzuki Swift Sport 1.6)

Theoretische Bestzeit: 2:42.933

Lap	D	Time	S1	S2	S3	Lap	D	Time	S1	S2	S3
1	1	4:43.151		1:45.527	46.603	3	1	<b>2:43.106</b>	52.129	<b>1:16.514</b>	<b>34.463</b>
2	1	2:48.534	56.139	1:17.742	34.653	4	1	3:00.890	<b>51.956</b>	1:21.764	

### 7 Anton BAUER (GER) (Suzuki Swift Sport 1.6)

Theoretische Bestzeit: 2:41.819

Lap	D	Time	S1	S2	S3	Lap	D	Time	S1	S2	S3
1	1	3:00.501		1:17.573	36.825	5	1	2:54.363	1:00.572	1:17.324	36.467
2	1	<b>2:41.994</b>	<b>51.443</b>	1:16.508	34.043	6	1	2:42.369	51.642	1:16.774	<b>33.953</b>
3	1	2:42.551	51.625	1:16.815	34.111	7	1	2:42.753	51.556	1:17.012	34.185
4	1	2:43.065	52.197	<b>1:16.421</b>	34.445	8	1	3:14.955	1:13.943	1:26.932	34.080

### 8 Klaus LEMMERHOFER (AUT) (Suzuki Swift Sport 1.6)

Theoretische Bestzeit: 2:43.964

Lap	D	Time	S1	S2	S3	Lap	D	Time	S1	S2	S3
1	1	3:10.907		1:25.446	35.164	5	1	2:45.553	53.132	<b>1:17.811</b>	34.604
2	1	<b>2:44.588</b>	52.340	1:18.042	<b>34.206</b>	6	1	2:45.844	52.788	1:18.414	34.642
3	1	2:44.688	<b>51.941</b>	1:17.983	34.764	7	1	2:51.249	52.903	1:17.825	
4	1	2:45.641	52.883	1:18.239	34.519						

### 10 Christoph ZELLHOFER (AUT) (Suzuki Swift Sport 1.6)

Theoretische Bestzeit: 2:41.263

Lap	D	Time	S1	S2	S3	Lap	D	Time	S1	S2	S3
1	1	3:06.838		1:17.787	34.000	5	1	2:44.536	53.525	1:16.898	34.113
2	1	<b>2:41.263</b>	<b>51.233</b>	<b>1:16.091</b>	<b>33.931</b>	6	1	2:46.021	51.681	1:20.231	34.109
3	1	2:42.065	51.899	1:16.218	33.948	7	1	2:42.866	51.459	1:17.185	34.222
4	1	2:43.221	52.655	1:16.350	34.216	8	1	3:09.329	1:03.094	1:21.039	

### 11 Erich WEGHOFER (AUT) (Suzuki Swift Sport 1.6)

Theoretische Bestzeit: 2:43.704

Lap	D	Time	S1	S2	S3	Lap	D	Time	S1	S2	S3
1	1	3:10.363		1:22.526	35.066	5	1	2:44.137	52.545	1:17.226	34.366
2	1	2:44.248	<b>52.386</b>	1:17.505	<b>34.357</b>	6	1	2:44.550	52.543	1:17.591	34.416
3	1	2:51.759	52.533	1:19.363	39.863	7	1	2:47.033	52.403	1:19.865	34.765
4	1	<b>2:43.775</b>	52.413	<b>1:16.961</b>	34.401	8	1	2:47.116	54.659	1:17.802	34.655

### 14 Dominik HASELSTEINER (AUT) (Suzuki Swift Sport 1.6)

Theoretische Bestzeit: 2:43.544

Lap	D	Time	S1	S2	S3	Lap	D	Time	S1	S2	S3
1	1	3:15.763		1:16.894	35.432	5	1	2:45.341	53.017	1:17.727	34.597
2	1	2:44.568	53.402	<b>1:16.871</b>	<b>34.293</b>	6	1	2:44.604	52.548	1:17.568	34.488
3	1	<b>2:43.901</b>	<b>52.378</b>	1:17.202	34.321	7	1	2:45.171	52.476	1:18.087	34.608
4	1	2:48.477	53.032	1:17.999	37.446	8	1	2:58.328	55.296	1:19.595	

### 15 Michael KITTEL (AUT) (Suzuki Swift Sport 1.6)

Theoretische Bestzeit: 2:43.355

Lap	D	Time	S1	S2	S3	Lap	D	Time	S1	S2	S3
1	1	3:08.454		1:25.613	34.507	5	1	3:34.265	1:42.531	1:17.204	34.530
2	1	2:43.781	52.509	<b>1:17.031</b>	<b>34.233</b>	6	1	<b>2:43.562</b>	<b>52.083</b>	1:17.124	34.355
3	1	2:44.596	52.368	1:17.737	34.491	7	1	2:44.383	52.327	1:17.480	34.576
4	1	3:27.814	59.025	1:41.029							

### 17 Günther WIESMEIER (AUT) (Suzuki Swift Sport 1.6)

Theoretische Bestzeit: 2:40.568

Lap	D	Time	S1	S2	S3	Lap	D	Time	S1	S2	S3
1	1	2:53.167		1:17.725	37.518	3	1	2:49.874	51.917	1:17.144	
2	1	<b>2:40.568</b>	<b>51.320</b>	<b>1:15.374</b>	<b>33.874</b>						

### 26 Max WIMMER (AUT) (Suzuki Swift Sport 1.6)

Theoretische Bestzeit: 2:40.898

Lap	D	Time	S1	S2	S3	Lap	D	Time	S1	S2	S3
1	1	4:38.810		1:45.973	43.759	5	1	2:45.169	52.998	1:17.362	34.809
2	1	2:41.545	51.754	1:16.069	33.722	6	1	2:42.470	51.958	1:16.607	33.905
3	1	2:43.773	52.910	1:16.837	34.026	7	1	2:48.694	52.261	1:17.036	
4	1	<b>2:40.898</b>	<b>51.424</b>	<b>1:15.871</b>	<b>33.602</b>						


# FIA EUROPEAN TRUCK RACING CHAMPIONSHIP

Slovakia Ring, length 5922 m

15. - 16. July 2017

Suzuki Cup Austria - Europe

## Lap Analysis Qualifying, 15.07.2017



### 30 Oliver MÜLLER (AUT) (Suzuki Swift Sport 1.6)

Theoretische Bestzeit: 2:42.456


Lap	D	Time	S1	S2	S3	Lap	D	Time	S1	S2	S3
1	1	4:43.805		1:46.078	45.798	5	1	2:44.174	52.436	1:17.152	34.586
2	1	2:43.422	52.465	1:16.812	<b>34.145</b>	6	1	2:43.633	<b>52.058</b>	1:16.893	34.682
3	1	2:44.206	52.949	1:16.915	34.342	7	1	2:55.062	52.984	1:17.630	
4	1	<b>2:42.902</b>	52.080	<b>1:16.251</b>	34.569						

# FIA EUROPEAN TRUCK RACING CHAMPIONSHIP

Slovakia Ring, length 5922 m

15. - 16. July 2017

Suzuki Cup Austria - Europe



## Lap Analysis Qualifying, 15.07.2017

### 47 Marcel KRAILLER (AUT) (Suzuki Swift Sport 1.6)

Theoretische Bestzeit: 2:40.580

Lap	D	Time	S1	S2	S3	Lap	D	Time	S1	S2	S3
1	1	4:40.017		1:45.857	44.108	5	1	2:41.579	<b>51.443</b>	1:16.272	33.864
2	1	<b>2:40.691</b>	51.554	<b>1:15.671</b>	<b>33.458</b>	6	1	2:48.421	53.761	1:20.855	33.805
3	1	2:42.067	51.853	1:16.183	34.031	7	1	2:48.844	51.511	1:16.492	
4	1	2:43.296	51.702	1:15.818	35.776						

### 50 Martin ZELHOFER (AUT) (Suzuki Swift Sport 1.6)

Theoretische Bestzeit: 2:41.433

Lap	D	Time	S1	S2	S3	Lap	D	Time	S1	S2	S3
1	1	3:07.185		1:17.949	<b>33.859</b>	5	1	2:44.181	53.013	1:16.692	34.476
2	1	<b>2:41.516</b>	<b>51.136</b>	<b>1:16.431</b>	33.942	6	1	2:45.848	52.741	1:18.737	34.370
3	1	2:42.018	51.583	1:16.522	33.913	7	1	2:43.202	52.092	1:17.221	33.889
4	1	2:42.309	51.572	1:16.531	34.206	8	1	2:58.715	1:02.561	1:21.665	34.489

### 175 Lukas PUCHINGER (AUT) (Suzuki Swift Sport 1.6)

Theoretische Bestzeit: 2:42.391

Lap	D	Time	S1	S2	S3	Lap	D	Time	S1	S2	S3
1	1	2:50.617		1:17.770	37.071	5	1	4:26.711	1:46.179	2:00.835	39.697
2	1	2:43.707	52.004	1:16.740	34.963	6	1	<b>2:42.499</b>	<b>51.599</b>	<b>1:16.661</b>	34.231
3	1	2:43.091	51.987	1:16.981	<b>34.123</b>	7	1	2:43.437	51.861	1:17.244	34.332
4	1	2:46.870	52.228	1:16.819		8	1	2:50.987	53.001	1:17.095	

### 502 Máté BENYÓ (HUN) (Suzuki Swift Sport 1.6)

Theoretische Bestzeit: 2:40.153

Lap	D	Time	S1	S2	S3	Lap	D	Time	S1	S2	S3
1	1	4:35.395		1:37.775	57.371	4	1	2:54.289	51.663	1:22.960	
2	1	<b>2:40.153</b>	<b>50.912</b>	<b>1:15.471</b>	<b>33.763</b>	5	1	9:45.293	7:52.199	1:17.762	35.332
3	1	2:45.296	53.180	1:16.239	35.877						

### 503 László ÁCS (HUN) (Suzuki Swift Sport 1.6)

Theoretische Bestzeit: 2:42.990

Lap	D	Time	S1	S2	S3	Lap	D	Time	S1	S2	S3
1	1	4:22.478		1:36.647	44.014	4	1	2:43.786	52.141	1:17.378	34.267
2	1	<b>2:42.990</b>	<b>51.551</b>	<b>1:17.351</b>	<b>34.080</b>	5	1	3:09.337	57.679	1:21.317	
3	1	2:44.415	52.909	1:17.366	34.140						

### 508 Gabor EGYÜD (HUN) (Suzuki Swift Sport 1.6)

Theoretische Bestzeit: 2:41.830

Lap	D	Time	S1	S2	S3	Lap	D	Time	S1	S2	S3
1	1	4:21.061		1:38.463	50.181	5	1	2:57.181	55.830	1:24.801	36.550
2	1	<b>2:41.830</b>	<b>51.156</b>	<b>1:16.631</b>	<b>34.043</b>	6	1	2:42.471	51.501	1:16.849	34.121
3	1	2:43.052	51.522	1:17.145	34.385	7	1	3:11.454	58.466	1:24.516	
4	1	2:48.390	54.882	1:18.073	35.435						

### 514 Zoltán BALOGH (HUN) (Suzuki Swift Sport 1.6)

Theoretische Bestzeit: 2:41.008

Lap	D	Time	S1	S2	S3	Lap	D	Time	S1	S2	S3
1	1	4:15.402		1:43.322	51.539	4	1	4:16.392	2:26.194	1:16.421	<b>33.777</b>
2	1	<b>2:41.275</b>	51.753	<b>1:15.671</b>	33.850	5	1	2:41.900	51.754	1:16.175	33.971
3	1	2:48.287	<b>51.559</b>	1:17.350		6	1	2:45.719	51.654	1:16.392	

### 518 Lali SZOMSZÉD (HUN) (Suzuki Swift Sport 1.6)

Theoretische Bestzeit: 2:44.227

Lap	D	Time	S1	S2	S3	Lap	D	Time	S1	S2	S3
1	1	4:31.465		1:35.622	50.681	5	1	2:45.110	52.845	<b>1:17.431</b>	34.826
2	1	2:54.878	57.962	1:22.106	34.810	6	1	<b>2:44.748</b>	52.714	1:17.447	34.587
3	1	2:46.827	54.543	1:17.907	<b>34.377</b>	7	1	2:59.590	52.908	1:19.993	
4	1	2:44.920	<b>52.411</b>	1:17.680	34.829						

### 531 Balázs KÖRMÖCZI (HUN) (Suzuki Swift Sport 1.6)

Theoretische Bestzeit: 2:40.912

Lap	D	Time	S1	S2	S3	Lap	D	Time	S1	S2	S3
1	1	3:25.256		1:21.560	34.329	5	1	2:43.702	52.201	1:17.179	34.322
2	1	<b>2:40.912</b>	<b>51.223</b>	<b>1:15.781</b>	<b>33.902</b>	6	1	3:04.721	1:02.412	1:27.301	35.008
3	1	2:44.508	51.690	1:18.632	34.186	7	1	2:43.847	52.299	1:17.310	34.238
4	1	2:52.248	53.019	1:24.220	35.009						


# FIA EUROPEAN TRUCK RACING CHAMPIONSHIP

Slovakia Ring, length 5922 m

15. - 16. July 2017

Suzuki Cup Austria - Europe

## Lap Analysis Qualifying, 15.07.2017



532 Gergo KÖRMÖCZI (HUN) (Suzuki Swift Sport 1.6)

Theoretische Bestzeit: 2:41.141


Lap	D	Time	S1	S2	S3	Lap	D	Time	S1	S2	S3
1	1	3:24.944				5	1	2:42.964	52.009	1:16.754	34.201
2	1	2:42.611				6	1	3:08.096	1:03.727	1:29.303	35.066
3	1	<b>2:41.256</b>	<b>50.914</b>	<b>1:16.071</b>	34.271	7	1	2:42.309	51.294	1:16.859	<b>34.156</b>
4	1	2:52.338	54.136	1:23.534	34.668						

# FIA EUROPEAN TRUCK RACING CHAMPIONSHIP

Slovakia Ring, length 5922 m

15. - 16. July 2017

Suzuki Cup Austria - Europe



## Lap Analysis Qualifying, 15.07.2017

**546 Ádám LENGYEL (HUN) (Suzuki Swift Sport 1.6) Theoretische Bestzeit: 2:41.427**

Lap	D	Time	S1	S2	S3	Lap	D	Time	S1	S2	S3
1	1	2:59.563		1:17.672	36.619	4	1	4:43.324	2:45.067	1:17.994	40.263
2	1	2:41.666	51.216	<b>1:16.49</b>	33.957	5	1	<b>2:41.484</b>	<b>51.067</b>	1:16.550	<b>33.867</b>
3	1	2:52.416	52.210	1:20.315		6	1	2:58.483	53.315	1:21.810	

**548 Bendegúz MOLNÁR (HUN) (Suzuki Swift Sport 1.6) Theoretische Bestzeit: 2:39.866**

Lap	D	Time	S1	S2	S3	Lap	D	Time	S1	S2	S3
1	1	2:58.675		1:17.607	36.286	5	1	2:42.921	51.309	1:15.450	36.162
2	1	<b>2:39.893</b>	51.136	<b>1:15.32</b>	<b>33.430</b>	6	1	2:40.286	<b>51.109</b>	1:15.638	33.539
3	1	2:53.593	52.155	1:22.195		7	1	3:13.790	1:01.119	1:26.678	
4	1	4:44.170	2:46.069	1:17.327	40.774						

**550 Janos CSIK (HUN) (Suzuki Swift Sport 1.6) Theoretische Bestzeit: 2:39.495**

Lap	D	Time	S1	S2	S3	Lap	D	Time	S1	S2	S3
1	1	4:19.987		1:38.570	49.704	3	1	2:49.538	51.302	1:16.447	
2	1	<b>2:39.495</b>	<b>50.675</b>	<b>1:15.17</b>	<b>33.643</b>						

**555 Patrik TELEK (HUN) (Suzuki Swift Sport 1.6) Theoretische Bestzeit: 2:47.624**

Lap	D	Time	S1	S2	S3	Lap	D	Time	S1	S2	S3
1	1	4:39.618		1:36.733		4	1	2:50.634	53.905	1:21.031	35.698
2	1	5:01.884	3:07.644	1:18.914	<b>35.326</b>	5	1	2:50.586	53.956	1:21.008	35.622
3	1	<b>2:47.872</b>	<b>53.525</b>	<b>1:18.77</b>	35.574						

**588 Gábor FORRAI (HUN) (Suzuki Swift Sport 1.6) Theoretische Bestzeit: 2:41.379**

Lap	D	Time	S1	S2	S3	Lap	D	Time	S1	S2	S3
1	1	4:18.620		1:37.782	50.109	5	1	4:43.501	2:41.533	1:27.350	34.618
2	1	2:41.764	51.534	1:16.477	<b>33.753</b>	6	1	2:43.172	51.930	1:16.874	34.368
3	1	<b>2:41.421</b>	<b>51.351</b>	<b>1:16.27</b>	33.795	7	1	2:43.831	52.585	1:17.227	34.019
4	1	2:49.564	51.882	1:16.601							

**595 Bence BALOGH (HUN) (Suzuki Swift Sport 1.6) Theoretische Bestzeit: 2:42.206**

Lap	D	Time	S1	S2	S3	Lap	D	Time	S1	S2	S3
1	1	4:34.211		1:37.364	57.884	5	1	2:43.578	52.433	1:16.876	34.269
2	1	2:43.259	52.626	1:16.669	<b>33.964</b>	6	1	3:02.579	59.678	1:18.621	
3	1	<b>2:42.344</b>	<b>51.853</b>	<b>1:16.38</b>	34.102	7	1	4:06.270	2:12.640	1:18.183	35.447
4	1	2:49.304	53.158	1:21.839	34.307						