


FIA EUROPEAN TRUCK RACING CHAMPIONSHIP

Slovakia Ring, length 5922 m

15. - 16. July 2017

Suzuki Cup Austria - Europe



Lap Analysis Free Practice 3, 15.07.2017

5 Peter GROSS (AUT) (Suzuki Swift Sport 1.6)

Theoretische Bestzeit: 2:41.650

Lap	D	Time	S1	S2	S3	Lap	D	Time	S1	S2	S3
1	1	4:06.238		1:19.350	34.357	7	1	3:57.658	2:03.286	1:20.225	34.147
2	1	2:43.605	52.665	1:16.841	34.099	8	1	2:42.286	51.487	1:16.714	34.085
3	1	2:42.502	52.013	1:16.594	33.895	9	1	2:43.196	51.614	1:17.418	34.164
4	1	2:42.699	51.706	1:16.802	34.191	10	1	2:44.254	51.350	1:18.815	34.089
5	1	2:42.365	51.813	1:16.521	34.031	11	1	2:41.961	51.234	1:16.702	34.025
6	1	2:47.054	51.963	1:16.879							

7 Anton BAUER (GER) (Suzuki Swift Sport 1.6)

Theoretische Bestzeit: 2:41.364

Lap	D	Time	S1	S2	S3	Lap	D	Time	S1	S2	S3
1	1	3:24.296		1:33.557	34.121	6	1	2:43.838	51.941	1:17.193	34.704
2	1	2:43.028	52.301	1:17.056	33.671	7	1	2:48.671	52.013	1:17.237	
3	1	2:42.146	51.278	1:16.481	34.379	8	1	5:12.274	3:20.374	1:17.808	34.092
4	1	2:42.073	51.204	1:16.751	34.118	9	1	2:43.235	51.782	1:17.421	34.032
5	1	2:43.475	51.659	1:17.493	34.323	10	1	2:43.358	51.910	1:17.294	34.154

8 Klaus LEMMERHOFER (AUT) (Suzuki Swift Sport 1.6)

Theoretische Bestzeit: 2:43.644

Lap	D	Time	S1	S2	S3	Lap	D	Time	S1	S2	S3
1	1	2:55.142		1:18.392	34.738	7	1	2:44.649	52.789	1:17.594	34.266
2	1	2:44.345	52.611	1:17.181	34.545	8	1	2:44.943	52.242	1:18.214	34.487
3	1	2:44.378	52.621	1:17.398	34.359	9	1	2:48.825	52.800	1:21.007	35.018
4	1	2:50.388	52.558	1:18.445		10	1	2:44.741	52.189	1:18.045	34.507
5	1	4:11.253	2:18.430	1:17.749	35.074	11	1	2:44.736	52.589	1:17.633	34.514
6	1	3:33.318	52.627	1:19.908	1:20.783						

10 Christoph ZELLHOFER (AUT) (Suzuki Swift Sport 1.6)

Theoretische Bestzeit: 2:41.582

Lap	D	Time	S1	S2	S3	Lap	D	Time	S1	S2	S3
1	1	4:04.516		1:20.929	34.034	7	1	2:43.689	52.342	1:16.756	34.591
2	1	2:41.771	51.224	1:16.732	33.815	8	1	2:41.987	51.212	1:16.916	33.859
3	1	2:42.510	51.438	1:17.058	34.014	9	1	2:49.678	53.032	1:22.266	34.380
4	1	2:42.482	51.657	1:16.729	34.096	10	1	2:42.125	51.673	1:16.711	33.741
5	1	2:44.039	52.984	1:16.621	34.426	11	1	2:50.223	52.073	1:18.534	39.616
6	1	2:42.408	51.514	1:16.663	34.231						

11 Erich WEGHOFER (AUT) (Suzuki Swift Sport 1.6)

Theoretische Bestzeit: 2:42.410

Lap	D	Time	S1	S2	S3	Lap	D	Time	S1	S2	S3
1	1	4:09.599		1:20.359	34.664	5	1	2:43.840	51.961	1:17.052	34.827
2	1	2:44.433	52.867	1:17.466	34.100	6	1	2:49.770	52.075	1:16.491	
3	1	2:42.905	51.830	1:16.990	34.085	7	1	4:19.610	2:03.804	1:28.178	
4	1	2:47.444	53.072	1:20.258	34.114						

14 Dominik HASELSTEINER (AUT) (Suzuki Swift Sport 1.6)

Theoretische Bestzeit: 2:42.517

Lap	D	Time	S1	S2	S3	Lap	D	Time	S1	S2	S3
1	1	4:12.207		1:22.056	35.008	7	1	2:44.396	52.331	1:17.532	34.533
2	1	2:44.172	52.778	1:17.332	34.062	8	1	2:45.207	52.183	1:17.421	35.603
3	1	2:46.247	51.372	1:17.934	36.941	9	1	2:55.218	55.078	1:21.536	38.604
4	1	2:44.565	52.699	1:17.543	34.323	10	1	2:44.691	53.079	1:17.302	34.310
5	1	2:43.088	51.749	1:17.081	34.256	11	1	2:44.795	51.914	1:18.466	34.415
6	1	2:45.602	51.819	1:19.327	34.456						

15 Michael KITTEL (AUT) (Suzuki Swift Sport 1.6)

Theoretische Bestzeit: 2:41.605

Lap	D	Time	S1	S2	S3	Lap	D	Time	S1	S2	S3
1	1	4:12.266		1:21.425	34.674	6	1	4:59.249	3:04.175	1:20.674	34.400
2	1	2:43.387	52.368	1:17.036	33.983	7	1	2:45.603	53.026	1:17.951	34.626
3	1	2:42.330	51.764	1:16.871	33.694	8	1	2:44.577	52.389	1:17.712	34.476
4	1	2:42.547	51.039	1:17.066	34.442	9	1	2:51.071	55.588	1:20.962	34.521
5	1	2:54.670	51.766	1:20.018		10	1	3:23.008	53.914	1:34.438	


FIA EUROPEAN TRUCK RACING CHAMPIONSHIP

Slovakia Ring, length 5922 m

15. - 16. July 2017

Suzuki Cup Austria - Europe

Lap Analysis Free Practice 3, 15.07.2017



17 Günther WIESMEIER (AUT) (Suzuki Swift Sport 1.6)

Theoretische Bestzeit: 2:40.409


Lap	D	Time	S1	S2	S3	Lap	D	Time	S1	S2	S3
1	1	2:52.804		1:17.204	34.945	6	1	3:56.636	2:05.623	1:17.105	33.908
2	1	2:41.217	51.190	1:15.925	34.102	7	1	2:41.195	50.981	1:16.170	34.044
3	1	2:45.599	52.267	1:18.977	34.355	8	1	2:41.633	50.990	1:16.645	33.998
4	1	2:41.387	50.648	1:16.511	34.228	9	1	2:50.101	51.180	1:15.851	
5	1	2:50.503	51.721	1:20.104							

FIA EUROPEAN TRUCK RACING CHAMPIONSHIP

Slovakia Ring, length 5922 m

15. - 16. July 2017

Suzuki Cup Austria - Europe



Lap Analysis Free Practice 3, 15.07.2017

26 Max WIMMER (AUT) (Suzuki Swift Sport 1.6)						Theoretische Bestzeit: 2:40.524					
Lap	D	Time	S1	S2	S3	Lap	D	Time	S1	S2	S3
1	1	4:26.684		1:29.891	50.162	5	1	2:40.922	51.101	1:16.186	33.635
2	1	2:42.468	52.275	1:16.509	33.684	6	1	2:40.787	51.077	1:16.083	33.627
3	1	2:40.937	50.836	1:16.450	33.651	7	1	2:41.286	51.217	1:16.283	33.786
4	1	2:41.467	51.477	1:16.061	33.929	8	1	2:48.881	51.276	1:16.693	

30 Oliver MÜLLER (AUT) (Suzuki Swift Sport 1.6)						Theoretische Bestzeit: 2:41.833					
Lap	D	Time	S1	S2	S3	Lap	D	Time	S1	S2	S3
1	1	4:03.305		1:21.451	34.207	7	1	3:46.212	1:55.091	1:16.711	34.410
2	1	2:42.348	51.789	1:16.591	33.968	8	1	2:42.996	51.965	1:16.929	34.102
3	1	3:06.743	56.819	1:28.949	40.975	9	1	2:42.626	51.802	1:16.619	34.205
4	1	2:42.045	51.395	1:16.579	34.071	10	1	2:42.928	51.939	1:16.771	34.218
5	1	2:42.396	51.795	1:16.471	34.131	11	1	2:55.080	52.196	1:16.849	
6	1	2:48.248	51.760	1:17.180							

47 Marcel KRAILLER (AUT) (Suzuki Swift Sport 1.6)						Theoretische Bestzeit: 2:39.886					
Lap	D	Time	S1	S2	S3	Lap	D	Time	S1	S2	S3
1	1	4:27.555		1:29.538	50.848	7	1	2:41.254	51.428	1:15.971	33.855
2	1	2:40.518	51.118	1:15.711	33.685	8	1	2:41.586	51.586	1:16.263	33.737
3	1	2:43.108	52.444	1:16.988	33.676	9	1	2:41.499	51.651	1:16.089	33.759
4	1	2:40.119	50.780	1:15.948	33.391	10	1	2:41.602	51.479	1:16.325	33.798
5	1	2:46.529	52.254	1:15.828		11	1	2:49.571	51.843	1:16.176	
6	1	4:07.067	2:17.522	1:15.812	33.733						

50 Martin ZELLHOFER (AUT) (Suzuki Swift Sport 1.6)						Theoretische Bestzeit: 2:41.774					
Lap	D	Time	S1	S2	S3	Lap	D	Time	S1	S2	S3
1	1	4:03.631		1:21.453	34.012	6	1	2:43.142	52.247	1:16.696	34.199
2	1	2:42.344	51.761	1:16.649	33.934	7	1	2:42.786	51.527	1:16.901	34.358
3	1	2:43.481	52.103	1:17.288	34.090	8	1	2:43.211	52.342	1:16.987	33.882
4	1	2:42.298	51.861	1:16.361	34.072	9	1	2:59.288	51.924	1:21.365	
5	1	2:43.179	52.053	1:16.709	34.417	10	1	4:15.229	2:24.008	1:17.049	34.172

175 Lukas PUCHINGER (AUT) (Suzuki Swift Sport 1.6)						Theoretische Bestzeit: 2:41.844					
Lap	D	Time	S1	S2	S3	Lap	D	Time	S1	S2	S3
1	1	2:51.759		1:18.682	35.646	7	1	2:42.362	51.481	1:16.561	34.320
2	1	2:43.497	52.732	1:16.909	33.856	8	1	2:42.580	51.512	1:16.833	34.235
3	1	2:42.683	51.427	1:16.847	34.409	9	1	2:43.502	51.878	1:17.279	34.345
4	1	2:47.599	52.476	1:17.100		10	1	2:43.612	51.904	1:17.479	34.229
5	1	3:54.239	2:03.466	1:16.741	34.032	11	1	2:56.457	54.469	1:17.687	
6	1	2:42.859	51.660	1:16.867	34.332						

502 Máté BENYÓ (HUN) (Suzuki Swift Sport 1.6)						Theoretische Bestzeit: 2:39.229					
Lap	D	Time	S1	S2	S3	Lap	D	Time	S1	S2	S3
1	1	3:11.802		1:19.179	33.600	7	1	2:43.176	52.231	1:17.091	33.854
2	1	2:40.381	51.092	1:15.551	33.737	8	1	2:40.217	50.912	1:15.661	33.644
3	1	2:40.325	51.012	1:15.766	33.547	9	1	2:48.711	53.226	1:21.911	33.574
4	1	2:51.259	1:01.514	1:16.329	33.416	10	1	2:40.081	50.689	1:16.097	33.295
5	1	2:44.891	50.382	1:16.551		11	1	2:40.600	51.325	1:15.717	33.558
6	1	4:48.679	2:57.647	1:16.947	34.085						


503 László ÁCS (HUN) (Suzuki Swift Sport 1.6)						Theoretische Bestzeit: 2:44.707					
Lap	D	Time	S1	S2	S3	Lap	D	Time	S1	S2	S3
1	1	3:19.967		1:21.610	34.923	7	1	2:47.089	52.598	1:19.646	34.845
2	1	2:46.837	52.614	1:20.382	33.841	8	1	2:45.313	52.251	1:18.803	34.259
3	1	2:46.705	53.692	1:18.681	34.328	9	1	2:45.183	52.273	1:18.934	33.976
4	1	2:46.255	52.495	1:19.427	34.333	10	1	3:34.237	1:39.294	1:20.977	33.966
5	1	2:45.987	52.251	1:19.732	34.004	11	1	2:45.743	52.281	1:19.307	34.155
6	1	2:46.024	52.181	1:19.237	34.606						

FIA EUROPEAN TRUCK RACING CHAMPIONSHIP

Slovakia Ring, length 5922 m

15. - 16. July 2017

Suzuki Cup Austria - Europe



Lap Analysis Free Practice 3, 15.07.2017

508 Gabor EGYÜD (HUN) (Suzuki Swift Sport 1.6)

Theoretische Bestzeit: 2:41.537

Lap	D	Time	S1	S2	S3	Lap	D	Time	S1	S2	S3
1	1	3:14.336		1:19.673	33.898	7	1	2:42.908	51.546	1:17.514	33.848
2	1	2:41.900	51.550	1:16.651	33.697	8	1	2:43.113	51.496	1:17.562	34.055
3	1	2:43.255	52.033	1:17.158	34.064	9	1	2:42.730	51.330	1:17.292	34.108
4	1	2:43.420	51.920	1:17.510	33.990	10	1	2:43.325	52.056	1:17.184	34.085
5	1	2:43.129	51.187	1:17.554	34.388	11	1	2:58.130	53.804	1:17.492	
6	1	2:44.504	52.602	1:17.925	33.977						

514 Zoltán BALOGH (HUN) (Suzuki Swift Sport 1.6)

Theoretische Bestzeit: 2:39.884

Lap	D	Time	S1	S2	S3	Lap	D	Time	S1	S2	S3
1	1	3:27.313		1:17.603	34.129	6	1	2:40.956	51.509	1:15.891	33.556
2	1	2:40.977	51.610	1:16.057	33.310	7	1	2:41.526	51.456	1:16.226	33.844
3	1	2:40.643	50.683	1:16.553	33.407	8	1	2:48.281	51.633	1:16.611	
4	1	2:44.754	51.247	1:16.378		9	1	4:11.102	2:21.257	1:16.291	33.554
5	1	5:04.909	3:14.806	1:16.197	33.906	10	1	2:41.893	51.729	1:16.478	33.686

518 Lali SZOMSZÉD (HUN) (Suzuki Swift Sport 1.6)

Theoretische Bestzeit: 2:44.186

Lap	D	Time	S1	S2	S3	Lap	D	Time	S1	S2	S3
1	1	3:29.351		1:28.085	36.516	4	1	2:44.777	52.047	1:17.841	34.884
2	1	2:47.507	53.071	1:18.413	36.023	5	1	2:44.339	51.776	1:17.999	34.564
3	1	2:46.265	52.518	1:19.071	34.676	6	1	2:46.473	52.445	1:19.209	34.819

531 Balázs KÖRMÖCZI (HUN) (Suzuki Swift Sport 1.6)

Theoretische Bestzeit: 2:41.428

Lap	D	Time	S1	S2	S3	Lap	D	Time	S1	S2	S3
1	1	3:32.909		1:21.459	34.895	7	1	2:41.725	51.441	1:16.381	33.898
2	1	2:42.871	52.195	1:16.541	34.135	8	1	2:42.845	51.374	1:17.345	34.126
3	1	2:42.122	51.718	1:16.492	33.912	9	1	2:41.811	51.519	1:16.501	33.791
4	1	2:43.706	51.589	1:18.229	33.888	10	1	2:42.413	51.800	1:16.602	34.011
5	1	2:42.059	51.251	1:16.864	33.944	11	1	2:42.360	51.443	1:16.974	33.943
6	1	2:42.203	51.704	1:16.470	34.029						

532 Gergo KÖRMÖCZI (HUN) (Suzuki Swift Sport 1.6)

Theoretische Bestzeit: 2:39.867

Lap	D	Time	S1	S2	S3	Lap	D	Time	S1	S2	S3
1	1	3:24.482		1:22.016	34.048	7	1	2:41.481	51.218	1:16.375	33.888
2	1	2:41.599	51.696	1:16.225	33.678	8	1	2:41.522	51.233	1:16.369	33.920
3	1	2:40.069	50.827	1:15.871	33.366	9	1	2:41.646	51.418	1:16.399	33.829
4	1	2:40.460	50.625	1:16.085	33.750	10	1	2:41.819	51.210	1:16.831	33.778
5	1	2:41.271	51.116	1:16.218	33.937	11	1	2:40.942	51.080	1:16.316	33.546
6	1	2:41.256	51.032	1:16.363	33.861						

546 Ádám LENGYEL (HUN) (Suzuki Swift Sport 1.6)

Theoretische Bestzeit: 2:41.210

Lap	D	Time	S1	S2	S3	Lap	D	Time	S1	S2	S3
1	1	3:50.054		1:17.017	33.831	6	1	2:43.179	51.963	1:17.304	33.912
2	1	2:41.283	51.154	1:16.221	33.904	7	1	2:49.560	52.542	1:17.115	
3	1	2:42.583	51.689	1:16.866	34.028	8	1	4:35.714	2:40.584	1:20.749	34.381
4	1	2:43.987	51.811	1:16.632	35.544	9	1	2:43.258	52.066	1:17.181	34.011
5	1	2:43.224	51.798	1:16.979	34.447	10	1	2:43.377	51.766	1:17.583	34.028

548 Bendegúz MOLNÁR (HUN) (Suzuki Swift Sport 1.6)

Theoretische Bestzeit: 2:39.365

Lap	D	Time	S1	S2	S3	Lap	D	Time	S1	S2	S3
1	1	3:49.024		1:17.008	33.477	6	1	5:34.077	3:34.979	1:23.877	35.221
2	1	2:39.912	51.206	1:15.361	33.345	7	1	2:48.418	51.731	1:19.882	36.805
3	1	2:39.691	50.893	1:15.543	33.255	8	1	2:39.805	51.084	1:15.432	33.289
4	1	2:39.710	50.860	1:15.579	33.271	9	1	2:54.525	57.455	1:21.818	35.252
5	1	2:44.087	50.749	1:15.783		10	1	2:55.424	50.967	1:20.245	

550 Janos CSIK (HUN) (Suzuki Swift Sport 1.6)

Theoretische Bestzeit: 2:40.220


Lap	D	Time	S1	S2	S3	Lap	D	Time	S1	S2	S3
1	1	3:23.046		1:26.887	33.682	7	1	4:03.602	2:05.516	1:23.955	34.131
2	1	2:41.450	51.135	1:16.579	33.736	8	1	2:40.470	50.961	1:15.992	33.517

FIA EUROPEAN TRUCK RACING CHAMPIONSHIP

Slovakia Ring, length 5922 m

15. - 16. July 2017

Suzuki Cup Austria - Europe



Lap Analysis Free Practice 3, 15.07.2017


Lap	D	Time	S1	S2	S3	Lap	D	Time	S1	S2	S3
3	1	2:40.527	51.228	1:15.801	33.491	9	1	2:45.882	51.155	1:16.466	38.261
4	1	2:43.707	52.664	1:16.943	34.100	10	1	2:45.635	50.921	1:18.858	35.856
5	1	2:41.115	51.169	1:16.253	33.693	11	1	2:53.435	52.663	1:17.113	
6	1	2:46.886	50.995	1:16.163							

FIA EUROPEAN TRUCK RACING CHAMPIONSHIP

Slovakia Ring, length 5922 m

15. - 16. July 2017

Suzuki Cup Austria - Europe



Lap Analysis Free Practice 3, 15.07.2017

555 Patrik TELEK (HUN) (Suzuki Swift Sport 1.6)

Theoretische Bestzeit: 2:45.919

Lap	D	Time	S1	S2	S3	Lap	D	Time	S1	S2	S3
1	1	3:27.186		1:23.057	35.499	6	1	2:46.805	53.279	1:18.591	34.931
2	1	2:48.398	53.122	1:19.183	36.093	7	1	2:48.370	52.594	1:20.131	35.645
3	1	2:47.420	53.576	1:18.743	35.101	8	1	2:47.205	53.524	1:18.951	34.730
4	1	2:47.832	52.853	1:19.940	35.039	9	1	2:47.193	52.636	1:19.401	35.156
5	1	2:47.254	53.465	1:18.763	35.026	10	1	2:47.364	53.618	1:18.917	34.829

588 Gábor FORRAI (HUN) (Suzuki Swift Sport 1.6)

Theoretische Bestzeit: 2:40.424

Lap	D	Time	S1	S2	S3	Lap	D	Time	S1	S2	S3
1	1	3:50.788		1:16.514	33.713	6	1	4:57.849	2:54.645	1:26.591	36.613
2	1	2:40.702	50.826	1:16.285	33.591	7	1	2:41.064	51.138	1:16.249	33.677
3	1	2:44.231	53.041	1:16.299	34.891	8	1	3:55.155	1:10.416	1:58.228	46.511
4	1	2:40.955	51.202	1:16.001	33.746	9	1	2:48.125	51.704	1:18.273	38.148
5	1	2:54.017	51.531	1:16.187		10	1	2:41.396	51.001	1:16.627	33.768

595 Bence BALOGH (HUN) (Suzuki Swift Sport 1.6)

Theoretische Bestzeit: 2:41.970

Lap	D	Time	S1	S2	S3	Lap	D	Time	S1	S2	S3
1	1	3:13.484		1:19.602	34.055	7	1	2:43.882	52.367	1:17.321	34.194
2	1	2:42.316	51.827	1:16.521	33.968	8	1	2:42.625	51.560	1:17.033	34.032
3	1	2:43.020	51.968	1:17.144	33.908	9	1	2:43.357	51.931	1:17.299	34.127
4	1	2:42.616	52.012	1:16.644	33.960	10	1	2:44.127	52.167	1:17.327	34.633
5	1	2:52.265	52.037	1:18.715		11	1	2:42.558	51.541	1:16.892	34.125
6	1	4:42.647	2:51.811	1:16.774	34.062						