




## **FIA EUROPEAN TRUCK RACING CHAMPIONSHIP**

**combined qualifying**



**Slovakia Ring 5922 m**


**15. - 16. July 2017**

# FIA EUROPEAN TRUCK RACING CHAMPIONSHIP

Slovakia Ring, length 5922 m

15. - 16. July 2017

KIA LOTOS RACE



**KIA LOTOS**  
**RACE**

## Result combined qualifying, 15.07.2017

POS	NR	CL	DRIVER	ENTRANT	MAKE	Q1	Q2	Q3
1	15		Begier Marek (POL)	Marek Begier	Kia picanto	2:53.816	<b>2:52.843</b>	<b>2:51.931</b>
2	10		Serafin Kamil (POL)	Kamil Serafin	Kia picanto	2:53.104	<b>2:53.549</b>	<b>2:52.005</b>
3	33		Wierzbicki Nikodem (POL)	Nikodem Wierzbicki	Kia picanto	2:54.428	<b>2:53.693</b>	<b>2:52.079</b>
4	29		Litwinowicz Damian (POL)	Damian Litwinowicz	Kia picanto	2:53.583	<b>2:53.647</b>	<b>2:52.148</b>
5	66		Jablonski Szymon (POL)	BM Racing Team	Kia picanto	2:54.356	<b>2:54.190</b>	<b>2:52.273</b>
6	44		Vogel Adrienn (HUN)	Sun Aqua Kia Racing Team	Kia picanto	2:53.284	<b>2:53.526</b>	<b>2:52.299</b>
7	7		Magdziarz Tomasz (POL)	Tomasz Magdziarz	Kia picanto	2:53.865	<b>2:53.804</b>	<b>2:52.310</b>
8	13		Ladniak Szymon (POL)	BM Racing Team	Kia picanto	2:54.802	<b>2:54.369</b>	<b>2:52.398</b>
9	21		Borek Dawid (POL)	Dawid Borek	Kia picanto	2:53.637	<b>2:53.878</b>	<b>2:52.522</b>
10	28		Pytlak Przemyslaw (POL)	Przemyslaw Pytlak	Kia picanto	2:54.190	<b>2:53.755</b>	<b>2:52.721</b>
11	12		Günther Max (DEU)	Max Günther	Kia picanto	2:53.584	<b>2:54.627</b>	
12	22		Dwernicki Jakub (POL)	Jakub Dwernicki	Kia picanto	2:55.791	<b>2:54.983</b>	
13	77		Krajnyák Petra (HUN)	Sun Aqua Kia Racing Team	Kia picanto	2:55.784	<b>2:55.045</b>	
14	16		Ganowski Marcin (POL)	Marcin Ganowski	Kia picanto	2:55.084	<b>2:56.544</b>	
15	30		Kaminiaz Filip (POL)	Filip Kaminiaz	Kia picanto	2:59.451	<b>2:59.036</b>	
<b>DNC   DID NOT CLASSIFIED</b>								
	9		Keil Lukas (DEU)	Lukas Keil	Kia picanto			
	99		Ziemek Maciej (POL)	Maciej Ziemek	Kia picanto			
	43		Antoszewski Jan (POL)	Jan Antoszewski	Kia picanto			

**Subject to final scrutineering !**

Issued:


Clerk of the Course:

Timekeeper:



# **FIA EUROPEAN TRUCK RACING CHAMPIONSHIP**

**Qualifying 3**



**Slovakia Ring 5922 m**


**15. - 16. July 2017**

# FIA EUROPEAN TRUCK RACING CHAMPIONSHIP

Slovakia Ring, length 5922 m

15. - 16. July 2017

KIA LOTOS RACE



**KIA LOTOS**  
**RACE**

## Result Qualifying 3, 15.07.2017

Rk	No.	Cl	Driver	Nat.	Entrant/Team	Car	laps	Besttime	GAP	km/h
1	15		<b>Marek Begier</b>	POL	Marek Begier	Kia picanto	4	<b>2:51.931</b>		123.999
2	10		<b>Kamil Serafin</b>	POL	Kamil Serafin	Kia picanto	4	<b>2:52.005</b>	00.074	123.945
3	33		<b>Nikodem Wierzbicki</b>	POL	Nikodem Wierzbicki	Kia picanto	4	<b>2:52.079</b>	00.148	123.892
4	29		<b>Damian Litwinowicz</b>	POL	Damian Litwinowicz	Kia picanto	4	<b>2:52.148</b>	00.217	123.842
5	66		<b>Szymon Jablonski</b>	POL	BM Racing Team	Kia picanto	4	<b>2:52.273</b>	00.342	123.752
6	44		<b>Adrienn Vogel</b>	HUN	Sun Aqua Kia Racing Tea	Kia picanto	4	<b>2:52.299</b>	00.368	123.734
7	7		<b>Tomasz Magdziarz</b>	POL	Tomasz Magdziarz	Kia picanto	4	<b>2:52.310</b>	00.379	123.726
8	13		<b>Szymon Ladniak</b>	POL	BM Racing Team	Kia picanto	4	<b>2:52.398</b>	00.467	123.663
9	21		<b>Dawid Borek</b>	POL	Dawid Borek	Kia picanto	4	<b>2:52.522</b>	00.591	123.574
10	28		<b>Przemyslaw Pytlak</b>	POL	Przemys?aw Pytlak	Kia picanto	4	<b>2:52.721</b>	00.790	123.431

Issued:

Race Director

Timekeeper:

**subject to final scrutineering**

Timekeeping and Dataservice: wige SOLUTIONS GmbH & Co. KG, Meuspath (Germany)

wige SOLUTIONS

Chief timekeeping: Yasin Özer, Villingen-Schwenningen (Germany), yasin.oezer@wige.de

Page 1


printed : 15.7.2017 - 19:20

# FIA EUROPEAN TRUCK RACING CHAMPIONSHIP

Slovakia Ring, length 5922 m

15. - 16. July 2017

KIA LOTOS RACE



**KIA LOTOS**  
**RACE**

## Lap by Lap Qualifying 3, 15.07.2017

<b>7 Tomasz Magdziarz , Kia picanto / POL</b>												
1	3:18.707	2	2:52.752	3	<b>2:52.310</b>	pit	3:14.419					

<b>10 Kamil Serafin , Kia picanto / POL</b>												
1	3:04.174	2	2:52.362	3	2:54.124	4	<b>2:52.005</b>					

<b>13 Szymon Ladniak , Kia picanto / POL</b>												
1	3:19.270	2	2:54.636	3	<b>2:52.398</b>	4	2:52.559					

<b>15 Marek Begier , Kia picanto / POL</b>												
1	3:27.041	2	2:52.211	3	2:52.722	4	<b>2:51.931</b>					

<b>21 Dawid Borek , Kia picanto / POL</b>												
1	3:18.311	2	2:52.638	3	<b>2:52.522</b>	4	2:52.565					


<b>28 Przemyslaw Pytlak , Kia picanto / POL</b>												
1	3:21.793	2	<b>2:52.721</b>	3	2:53.153	4	2:53.469					

<b>29 Damian Litwinowicz , Kia picanto / POL</b>												
1	3:18.898	2	2:52.753	3	2:52.435	4	<b>2:52.148</b>					

<b>33 Nikodem Wierzbicki , Kia picanto / POL</b>												
1	3:21.120	2	<b>2:52.079</b>	3	2:52.489	4	2:53.084					

<b>44 Adrienn Vogel , Kia picanto / HUN</b>												
1	3:03.264	2	2:54.321	3	<b>2:52.299</b>	4	2:53.124					

<b>66 Szymon Jablonski , Kia picanto / POL</b>												
1	3:20.584	2	2:52.409	3	2:55.379	4	<b>2:52.273</b>					



Lap Analysis Qualifying 3, 15.07.2017

**7 Tomasz Magdziarz (POL) (Kia picanto)**

Theoretische Bestzeit: 2:52.012

Lap	D	Time	S1	S2	S3	Lap	D	Time	S1	S2	S3
1	1	3:18.707		1:21.051	36.336	3	1	2:52.310	55.061	1:21.217	36.032
2	1	2:52.752	55.160	1:21.197	36.395	4	1	3:14.419	54.925	1:30.195	

**10 Kamil Serafin (POL) (Kia picanto)**

Theoretische Bestzeit: 2:51.950

Lap	D	Time	S1	S2	S3	Lap	D	Time	S1	S2	S3
1	1	3:04.174		1:21.201	36.448	3	1	2:54.124	56.481	1:21.166	36.477
2	1	2:52.362	54.884	1:21.030	36.448	4	1	2:52.005	54.939	1:21.004	36.062

**13 Szymon Ladniak (POL) (Kia picanto)**

Theoretische Bestzeit: 2:51.705

Lap	D	Time	S1	S2	S3	Lap	D	Time	S1	S2	S3
1	1	3:19.270		1:20.931	36.084	3	1	2:52.398	54.947	1:21.216	36.235
2	1	2:54.636	57.268	1:21.148	36.220	4	1	2:52.559	54.686	1:21.695	36.178

**15 Marek Begier (POL) (Kia picanto)**

Theoretische Bestzeit: 2:51.622

Lap	D	Time	S1	S2	S3	Lap	D	Time	S1	S2	S3
1	1	3:27.041		1:21.278	36.302	3	1	2:52.722	55.292	1:21.324	36.106
2	1	2:52.211	55.434	1:20.711	36.066	4	1	2:51.931	54.973	1:21.020	35.938

**21 Dawid Borek (POL) (Kia picanto)**

Theoretische Bestzeit: 2:52.187

Lap	D	Time	S1	S2	S3	Lap	D	Time	S1	S2	S3
1	1	3:18.311		1:21.238	36.375	3	1	2:52.522	55.286	1:20.941	36.287
2	1	2:52.638	55.226	1:21.158	36.254	4	1	2:52.565	54.984	1:21.272	36.309

**28 Przemyslaw Pytlak (POL) (Kia picanto)**

Theoretische Bestzeit: 2:52.124

Lap	D	Time	S1	S2	S3	Lap	D	Time	S1	S2	S3
1	1	3:21.793		1:22.637	36.018	3	1	2:53.153	54.672	1:22.076	36.405
2	1	2:52.721	55.093	1:21.514	36.114	4	1	2:53.469	55.831	1:21.434	36.204

**29 Damian Litwinowicz (POL) (Kia picanto)**

Theoretische Bestzeit: 2:51.940

Lap	D	Time	S1	S2	S3	Lap	D	Time	S1	S2	S3
1	1	3:18.898		1:21.011	36.120	3	1	2:52.435	55.089	1:21.267	36.079
2	1	2:52.753	55.247	1:21.127	36.379	4	1	2:52.148	54.842	1:21.226	36.080

**33 Nikodem Wierzbicki (POL) (Kia picanto)**

Theoretische Bestzeit: 2:52.050

Lap	D	Time	S1	S2	S3	Lap	D	Time	S1	S2	S3
1	1	3:21.120		1:21.724	35.971	3	1	2:52.489	55.081	1:21.163	36.245
2	1	2:52.079	54.948	1:21.131	36.000	4	1	2:53.084	55.105	1:21.451	36.528

**44 Adrienn Vogel (HUN) (Kia picanto)**

Theoretische Bestzeit: 2:52.100

Lap	D	Time	S1	S2	S3	Lap	D	Time	S1	S2	S3
1	1	3:03.264		1:21.669	36.189	3	1	2:52.299	55.019	1:21.118	36.162
2	1	2:54.321	56.105	1:21.763	36.453	4	1	2:53.124	56.043	1:21.041	36.040

**66 Szymon Jablonski (POL) (Kia picanto)**

Theoretische Bestzeit: 2:52.055


Lap	D	Time	S1	S2	S3	Lap	D	Time	S1	S2	S3
1	1	3:20.584		1:21.984	36.376	3	1	2:55.379	55.560	1:23.576	36.243
2	1	2:52.409	55.281	1:20.891	36.231	4	1	2:52.273	54.927	1:21.007	36.339

# FIA EUROPEAN TRUCK RACING CHAMPIONSHIP

Slovakia Ring, length 5922 m

15. - 16. July 2017

KIA LOTOS RACE



## Best Sector Times Qualifying 3

Pos.	sector 1			sector 2			sector 3			theoretical and best lap time				
	No	Driver	Time	No	Driver	Time	No	Driver	Time	No	Driver	theoretical	Best	Pos
1	28	Pytlak P.	54.672	15	Begier M.	1:20.711	15	Begier M.	35.938	15	Begier M.	2:51.622	2:51.931	1
2	13	Ladniak S.	54.686	66	Jablonski S.	1:20.897	33	Wierzbicki N.	35.971	13	Ladniak S.	2:51.705	2:52.398	8
3	29	Litwinowicz D.	54.842	13	Ladniak S.	1:20.935	28	Pytlak P.	36.018	29	Litwinowicz D.	2:51.940	2:52.148	4
4	10	Serafin K.	54.884	21	Borek D.	1:20.949	7	Magdziarz T.	36.032	10	Serafin K.	2:51.950	2:52.005	2
5	7	Magdziarz T.	54.925	10	Serafin K.	1:21.004	44	Vogel A.	36.040	7	Magdziarz T.	2:52.012	2:52.310	7
6	66	Jablonski S.	54.927	29	Litwinowicz D.	1:21.019	10	Serafin K.	36.062	33	Wierzbicki N.	2:52.050	2:52.079	3
7	33	Wierzbicki N.	54.948	44	Vogel A.	1:21.041	29	Litwinowicz D.	36.079	66	Jablonski S.	2:52.055	2:52.273	5
8	15	Begier M.	54.973	7	Magdziarz T.	1:21.055	13	Ladniak S.	36.084	44	Vogel A.	2:52.100	2:52.299	6
9	21	Borek D.	54.984	33	Wierzbicki N.	1:21.131	66	Jablonski S.	36.231	28	Pytlak P.	2:52.124	2:52.721	10
10	44	Vogel A.	55.019	28	Pytlak P.	1:21.434	21	Borek D.	36.254	21	Borek D.	2:52.187	2:52.522	9