


FIA EUROPEAN TRUCK RACING CHAMPIONSHIP

Slovakia Ring, length 5922 m

15. - 16. July 2017

KIA LOTOS RACE



Lap Analysis Free Practice 1, 14.07.2017

7 Tomasz Magdziarz (POL) (Kia picanto)

Theoretische Bestzeit: 2:52.69

Lap	Time	S1	S2	S3	Lap	Time	S1	S2	S3
1 ()	4:03.655		1:54.623	36.596	6 ()	3:42.993	1:19.831	1:37.537	
2 ()	2:54.317	56.158	1:21.809	36.350	7 ()	3:32.490	1:34.049	1:21.869	36.572
3 ()	2:53.579	54.906	1:21.785	36.888	8 ()	2:53.306	54.961	1:22.052	36.293
4 ()	2:53.465	55.265	1:21.491	36.709	9 ()	3:28.638	58.201	1:44.133	46.304
5 ()	2:53.612	55.306	1:21.859	36.447	10 ()	2:59.951	1:00.301	1:22.902	36.748

9 Lukas Keil (DEU) (Kia picanto)

Theoretische Bestzeit: 2:55.15

Lap	Time	S1	S2	S3	Lap	Time	S1	S2	S3
1 ()	3:29.686		1:26.471	36.900	6 ()	2:56.540	56.600	1:23.059	36.881
2 ()	2:57.720	57.181	1:23.484	37.055	7 ()	2:55.836	55.934	1:22.968	36.934
3 ()	2:57.412	56.735	1:23.321	37.356	8 ()	2:55.419	55.760	1:22.634	37.025
4 ()	3:10.616	1:08.359	1:25.345	36.912	9 ()	2:55.973	55.984	1:23.088	36.901
5 ()	2:56.225	55.957	1:23.229	37.039	10 ()	2:55.871	56.218	1:22.895	36.758

10 Kamil Serafin (POL) (Kia picanto)

Theoretische Bestzeit: 2:52.64

Lap	Time	S1	S2	S3	Lap	Time	S1	S2	S3
1 ()	3:46.927		1:31.679	37.868	6 ()	5:16.788	3:17.956	1:21.975	36.857
2 ()	2:54.339	55.240	1:22.035	37.064	7 ()	2:53.096	55.192	1:21.681	36.223
3 ()	2:54.886	55.274	1:22.448	37.164	8 ()	2:54.394	56.072	1:21.681	36.641
4 ()	2:53.380	55.263	1:22.030	36.087	9 ()	2:55.182	56.148	1:22.588	36.446
5 ()	2:57.886	54.972	1:21.909		10 ()	2:53.940	54.875	1:22.714	36.351

12 Max Günther (DEU) (Kia picanto)

Theoretische Bestzeit: 2:52.97

Lap	Time	S1	S2	S3	Lap	Time	S1	S2	S3
1 ()	3:50.012		1:44.103	38.719	6 ()	3:07.432	58.791	1:21.741	
2 ()	2:55.566	56.375	1:22.218	36.973	7 ()	5:38.969	3:39.660	1:22.957	36.352
3 ()	2:53.960	55.050	1:22.485	36.425	8 ()	2:54.123	54.975	1:22.507	36.641
4 ()	2:53.988	54.905	1:22.756	36.327	9 ()	2:54.062	55.424	1:21.969	36.669
5 ()	2:53.663	55.322	1:21.965	36.376	()				

13 Szymon Ladniak (POL) (Kia picanto)

Theoretische Bestzeit: 2:53.82

Lap	Time	S1	S2	S3	Lap	Time	S1	S2	S3
1 ()	5:04.241		1:29.820	43.357	6 ()	2:54.380	55.773	1:22.131	36.476
2 ()	2:57.474	58.507	1:22.551	36.416	7 ()	2:54.202	55.520	1:22.202	36.480
3 ()	3:57.203	55.897	1:48.023	1:13.283	8 ()	2:54.122	55.386	1:22.232	36.504
4 ()	3:04.635	1:04.132	1:24.021	36.482	9 ()	2:54.054	55.507	1:22.226	36.321
5 ()	2:54.560	55.876	1:22.114	36.570	10 ()	2:54.490	55.422	1:22.627	36.441

15 Marek Begier (POL) (Kia picanto)

Theoretische Bestzeit: 2:52.71

Lap	Time	S1	S2	S3	Lap	Time	S1	S2	S3
1 ()	4:00.193		1:32.972		6 ()	2:53.319	55.296	1:21.770	36.253
2 ()	7:01.810	5:02.704	1:22.478	36.628	7 ()	2:53.501	55.232	1:21.754	36.515
3 ()	2:53.827	55.942	1:21.445	36.440	8 ()	2:53.295	55.299	1:21.513	36.483
4 ()	2:53.981	55.643	1:21.869	36.469	9 ()	2:53.221	55.698	1:21.221	36.296
5 ()	2:53.324	55.612	1:21.324	36.388	()				

16 Marcin Ganowski (POL) (Kia picanto)

Theoretische Bestzeit: 2:53.85

Lap	Time	S1	S2	S3	Lap	Time	S1	S2	S3
1 ()	3:40.931		1:31.229	38.235	6 ()	2:54.771	55.867	1:22.251	36.646
2 ()	2:59.790	58.054	1:24.631	37.105	7 ()	2:55.582	55.970	1:22.900	36.712
3 ()	2:56.185	55.393	1:24.106	36.686	8 ()	2:55.263	55.933	1:22.883	36.447
4 ()	2:54.224	55.153	1:22.590	36.481	9 ()	2:55.694	55.558	1:23.595	36.541
5 ()	2:56.300	56.897	1:22.348	37.055	10 ()	2:55.231	55.877	1:22.785	36.569

21 Dawid Borek (POL) (Kia picanto)

Theoretische Bestzeit: 2:52.92


Lap	Time	S1	S2	S3	Lap	Time	S1	S2	S3
1 ()	3:41.196		1:31.158	38.036	6 ()	2:54.736	55.988	1:22.225	36.523
2 ()	2:59.656	58.224	1:24.474	36.958	7 ()	2:54.627	55.807	1:22.183	36.637
3 ()	2:56.216	55.659	1:23.989	36.568	8 ()	2:53.601	55.624	1:21.381	36.595

FIA EUROPEAN TRUCK RACING CHAMPIONSHIP

Slovakia Ring, length 5922 m


15. - 16. July 2017

KIA LOTOS RACE



Lap Analysis Free Practice 1, 14.07.2017

Lap	Time	S1	S2	S3	Lap	Time	S1	S2	S3
4 ()	2:54.277	55.203	1:22.611	36.463	9 ()	2:57.546	57.670	1:23.501	36.375
5 ()	2:56.281	57.056	1:22.661	36.564	10 ()	2:54.050	55.482	1:22.228	36.340



Lap Analysis Free Practice 1, 14.07.2017

22 Jakub Dwernicki (POL) (Kia picanto)

Theoretische Bestzeit: 2:55.76

Lap	Time	S1	S2	S3	Lap	Time	S1	S2	S3
1 ()	3:30.399		1:26.245	38.365	6 ()	3:00.904	1:01.344	1:22.916	36.644
2 ()	2:58.629	57.470	1:23.846	37.313	7 ()	2:56.711	56.547	1:23.020	37.144
3 ()	2:58.396	57.592	1:23.387	37.417	8 ()	2:56.635	56.480	1:22.901	37.254
4 ()	2:58.814	57.431	1:23.714	37.669	9 ()	2:56.452	56.604	1:22.698	37.150
5 ()	2:57.579	56.967	1:23.978	36.634	10 ()	2:57.186	56.755	1:22.651	37.776

28 Przemyslaw Pytlak (POL) (Kia picanto)

Theoretische Bestzeit: 2:53.25

Lap	Time	S1	S2	S3	Lap	Time	S1	S2	S3
1 ()	3:40.835		1:33.648	43.019	6 ()	3:56.245	1:26.334	1:53.401	36.510
2 ()	3:19.287	1:19.603	1:23.306	36.378	7 ()	2:54.525	55.759	1:22.381	36.385
3 ()	2:54.355	55.390	1:22.485	36.480	8 ()	2:55.239	55.510	1:23.264	36.465
4 ()	3:00.621	54.641	1:22.788		9 ()	2:54.062	55.334	1:22.231	36.496
5 ()	4:26.828	2:17.202	1:22.488	47.138					

29 Damian Litwinowicz (POL) (Kia picanto)

Theoretische Bestzeit: 2:53.17

Lap	Time	S1	S2	S3	Lap	Time	S1	S2	S3
1 ()	4:03.985		1:54.011	36.216	6 ()	2:55.857	56.364	1:22.856	36.637
2 ()	2:54.704	56.118	1:22.201	36.385	7 ()	2:54.264	55.812	1:21.949	36.503
3 ()	2:53.354	55.058	1:21.891	36.398	8 ()	2:53.894	55.534	1:21.976	36.384
4 ()	3:06.469	57.060	1:25.495		9 ()	3:27.965	57.172	1:44.360	46.433
5 ()	4:05.213	2:06.341	1:22.098	36.774	10 ()	2:58.746	59.951	1:22.547	36.248

30 Filip Kaminiarz (POL) (Kia picanto)

Theoretische Bestzeit: 3:14.80

Lap	Time	S1	S2	S3	Lap	Time	S1	S2	S3
1 ()	4:28.940		1:44.254		5 ()	8:15.745	6:02.510	1:32.502	40.733
2 ()	4:47.218	2:27.300	1:35.653	44.265	6 ()	3:14.951	1:02.911	1:31.161	40.875
3 ()	3:27.388	1:07.588	1:37.722	42.078	7 ()	3:18.728	1:04.483	1:32.743	41.502
4 ()	3:27.330	1:04.017	1:34.364						

33 Nikodem Wierzbicki (POL) (Kia picanto)

Theoretische Bestzeit: 2:52.26

Lap	Time	S1	S2	S3	Lap	Time	S1	S2	S3
1 ()	3:53.211		1:47.205	37.033	6 ()	3:47.835	1:32.050	1:39.118	36.667
2 ()	2:53.068	54.667	1:22.191	36.210	7 ()	3:10.435	1:02.439	1:31.445	36.551
3 ()	2:52.656	54.293	1:22.210	36.153	8 ()	2:54.791	55.695	1:22.575	36.521
4 ()	2:52.713	54.573	1:22.064	36.076	9 ()	3:58.449	1:17.141	1:54.828	46.480
5 ()	2:53.607	55.281	1:21.891	36.428	10 ()	3:06.986	57.506	1:23.646	

43 Jan Antoszewski (POL) (Kia picanto)

Theoretische Bestzeit: 2:52.76

Lap	Time	S1	S2	S3	Lap	Time	S1	S2	S3
1 ()	4:03.213		1:55.500	37.176	6 ()	3:42.725	1:19.748	1:37.618	
2 ()	2:54.210	56.208	1:21.810	36.192	7 ()	5:07.888	3:09.705	1:21.612	36.571
3 ()	2:53.740	55.128	1:21.685	36.927	8 ()	2:54.814	56.700	1:21.441	36.670
4 ()	2:53.520	55.384	1:21.460	36.676	9 ()	2:53.891	55.569	1:21.805	36.517
5 ()	2:53.204	55.315	1:21.490	36.399					

44 Adrienn Vogel (HUN) (Kia picanto)

Theoretische Bestzeit: 2:52.97

Lap	Time	S1	S2	S3	Lap	Time	S1	S2	S3
1 ()	3:48.043		1:31.527	37.710	6 ()	5:16.892	3:18.600	1:21.738	36.554
2 ()	2:53.832	55.140	1:21.677	37.015	7 ()	2:54.735	55.389	1:21.810	37.536
3 ()	2:54.037	55.329	1:22.283	36.425	8 ()	2:54.386	56.242	1:21.551	36.590
4 ()	2:53.132	55.157	1:21.617	36.358	9 ()	2:53.054	55.064	1:21.561	36.429
5 ()	2:57.317	55.116	1:21.760		10 ()	3:10.051	55.404	1:34.184	40.463

66 Szymon Jablonski (POL) (Kia picanto)

Theoretische Bestzeit: 2:54.72


Lap	Time	S1	S2	S3	Lap	Time	S1	S2	S3
1 ()	5:05.653		1:30.227		5 ()	7:28.799	4:58.973	1:52.234	37.592
2 ()	3:55.212	1:50.568	1:25.929	38.715	6 ()	2:55.005	55.956	1:22.421	36.628
3 ()	2:57.371	57.634	1:22.837	36.900	7 ()	3:06.163	1:07.077	1:22.366	36.720
4 ()	3:17.456	1:04.607	1:31.048		8 ()	2:54.923	56.108	1:22.141	36.671

FIA EUROPEAN TRUCK RACING CHAMPIONSHIP

Slovakia Ring, length 5922 m

15. - 16. July 2017

KIA LOTOS RACE




Lap Analysis Free Practice 1, 14.07.2017

FIA EUROPEAN TRUCK RACING CHAMPIONSHIP

Slovakia Ring, length 5922 m

15. - 16. July 2017

KIA LOTOS RACE



Lap Analysis Free Practice 1, 14.07.2017

77 Petra Krajnyák (HUN) (Kia picanto)

Theoretische Bestzeit: 2:54.41

Lap	Time	S1	S2	S3	Lap	Time	S1	S2	S3
1 ()	3:49.512		1:31.491	38.435	6 ()	3:05.244	56.449	1:23.569	
2 ()	2:59.351	58.854	1:24.157	36.340	7 ()	4:47.772	2:43.001	1:28.137	36.634
3 ()	3:04.716	55.840	1:24.490	44.386	8 ()	2:55.844	56.121	1:22.874	36.849
4 ()	2:55.650	55.202	1:23.695	36.753	9 ()	2:56.284	56.041	1:23.095	37.148
5 ()	2:57.887	57.386	1:23.077	37.424	10 ()	3:03.789	56.178	1:27.197	40.414

98 () ()

Theoretische Bestzeit:

Lap	Time	S1	S2	S3	Lap	Time	S1	S2	S3
1 ()	4:00.819				6 ()	3:01.179			
2 ()	3:09.165				7 ()	3:04.109			
3 ()	3:05.067				8 ()	2:59.796			
4 ()	3:03.419				9 ()	3:04.107			
5 ()	3:02.232				10 ()	2:58.429			

99 Maciej Ziemek (POL) (Kia picanto)

Theoretische Bestzeit: 2:59.80

Lap	Time	S1	S2	S3	Lap	Time	S1	S2	S3
1 ()	4:09.551		1:49.066	44.170	6 ()	3:01.990	58.544	1:25.532	37.914
2 ()	3:12.210	1:02.584	1:30.315	39.311	7 ()	3:04.040	58.322	1:28.226	37.492
3 ()	3:05.640	1:00.366	1:26.864	38.410	8 ()	3:02.700	57.561	1:27.725	37.414
4 ()	3:04.395	59.312	1:26.767	38.316	9 ()	3:08.128	1:05.167	1:25.257	37.704
5 ()	3:01.978	59.169	1:25.021	37.787	10 ()	3:12.873	57.368	1:36.941	38.564