


FIA EUROPEAN TRUCK RACING CHAMPIONSHIP

Slovakia Ring, length 5922 m

15. - 16. July 2017

GT4 European Series Northern Cup



Lap Analysis Qualifying 1, 15.07.2017

7 Jérôme DEMAY (FRA) Julien DARRAS (Aston Martin Vantage GT4) Theoretische Bestzeit: 2:14.812

Lap	D	Time	S1	S2	S3	Lap	D	Time	S1	S2	S3
1	1	2:54.314		1:10.201	28.595	5	1	2:14.812	41.455	1:06.09	27.264
2	1	2:16.413	41.595	1:06.764	28.054	6	1	2:15.833	41.532	1:06.631	27.670
3	1	2:17.055	42.292	1:07.114	27.649	7	1	2:16.141	41.577	1:07.068	27.496
4	1	2:57.511	42.661	1:46.663	28.187						

8 Max KOEBOLT (NLD) Ricardo VAN DER ENDE (EKRI M4 GT4) Theoretische Bestzeit: 2:12.470

Lap	D	Time	S1	S2	S3	Lap	D	Time	S1	S2	S3
1	1	2:34.827		1:09.539	27.822	4	1	5:57.164	4:16.539	1:12.687	27.938
2	1	2:12.747	40.663	1:05.044	27.040	5	1	2:12.940	40.913	1:04.935	27.092
3	1	2:24.959	40.769	1:07.892		6	1	2:12.543	40.559	1:04.871	

9 Luc BRAAMS (NLD) Duncan HUISMAN (McLaren 570s GT4) Theoretische Bestzeit: 2:14.907

Lap	D	Time	S1	S2	S3	Lap	D	Time	S1	S2	S3
1	1	4:39.907		1:15.297	32.199	4	1	2:17.457	43.632	1:06.097	27.728
2	1	2:18.135	43.952	1:06.700	27.483	5	1	2:15.056	41.887	1:05.531	27.632
3	1	2:56.800	43.244	1:28.521	45.035	6	1	2:15.334	41.967	1:05.871	27.496

10 Finlay HUTCHISON (GBR) Csaba MÓR (McLaren 570s GT4) Theoretische Bestzeit: 2:12.446

Lap	D	Time	S1	S2	S3	Lap	D	Time	S1	S2	S3
1	2	2:48.096		1:11.613	30.295	5	2	2:13.501	41.008	1:05.365	27.128
2	2	2:12.788	41.090	1:04.601	27.098	6	2	2:12.675	40.757	1:04.829	27.089
3	2	2:12.699	40.823	1:04.730	27.146	7	2	2:21.352	40.838	1:05.096	
4	2	3:09.850	44.203	1:58.229	27.418						

11 Ivan VLACHKOV (BGR) (Sin Cars Sin R1 GT4) Theoretische Bestzeit: 2:13.983

Lap	D	Time	S1	S2	S3	Lap	D	Time	S1	S2	S3
1	1	3:33.699		1:15.266	28.645	5	1	2:17.751	42.221	1:07.875	27.655
2	1	2:16.491	42.979	1:05.271	28.237	6	1	2:14.356	41.310	1:05.458	
3	1	2:37.843	42.532	1:22.482	32.829	7	1	2:55.658	41.053	1:10.487	
4	1	3:01.010	1:26.588	1:06.753	27.669						

14 Eike ANGERMAYR (AUT) Reinhard KOFLER (KTM X-Bow GT4) Theoretische Bestzeit: 2:11.378

Lap	D	Time	S1	S2	S3	Lap	D	Time	S1	S2	S3
1	2	4:46.262		1:06.709	28.336	4	2	2:11.483	41.152	1:03.071	27.258
2	2	2:12.121	41.384	1:03.331	27.406	5	2	2:20.491	41.078	1:11.413	28.000
3	2	3:03.970	48.906	1:38.697	36.367	6	2	2:11.817	41.047	1:03.504	27.266

20 Franjo KOVAC (HRV) Cora SCHUMACHER (Porsche Cayman CS MR GT4) Theoretische Bestzeit: 2:18.880

Lap	D	Time	S1	S2	S3	Lap	D	Time	S1	S2	S3
1	1	3:13.960		1:15.826	29.719	5	1	2:20.332	43.376	1:08.341	28.607
2	1	2:21.960	43.856	1:09.560	28.544	6	1	2:26.213	43.015	1:14.727	28.471
3	1	2:19.278	42.881	1:08.747	27.650	7	1	2:47.267	43.385	1:09.480	
4	1	3:13.722	1:24.183	1:20.870	28.669						

21 Joachim BÖLTING (DEU) Nikolaus SCHELLE (Porsche Cayman CS MR G) Theoretische Bestzeit: 2:14.456

Lap	D	Time	S1	S2	S3	Lap	D	Time	S1	S2	S3
1	1	2:49.363		1:12.626	29.487	5	1	2:17.339	41.517	1:07.707	28.115
2	1	2:15.395	41.763	1:06.166	27.466	6	1	2:15.752	41.836	1:05.827	28.089
3	1	2:14.634	41.418	1:05.571	27.644	7	1	2:16.399	42.126	1:06.318	27.955
4	1	3:08.772	42.770	1:57.999	28.003						

22 Jan KASPERLIK (DEU) Timothy STUPPLE (Porsche Cayman CS MR GT4) Theoretische Bestzeit: 2:12.385


Lap	D	Time	S1	S2	S3	Lap	D	Time	S1	S2	S3
1	1	2:48.902		1:12.957	29.483	4	1	3:11.313	43.541	1:59.969	27.803
2	1	2:14.020	41.811	1:04.956	27.253	5	1	2:17.075	40.632	1:07.595	28.848
3	1	2:12.648	40.895	1:04.581	27.169	6	1	2:22.409	41.121	1:06.637	

FIA EUROPEAN TRUCK RACING CHAMPIONSHIP

Slovakia Ring, length 5922 m

15. - 16. July 2017

GT4 European Series Northern Cup



Lap Analysis Qualifying 1, 15.07.2017

24 Emil WESTMAN (FIN) Samuel SLADECKA (KTM X-Bow GT4) Theoretische Bestzeit: 2:11.241


Lap	D	Time	S1	S2	S3	Lap	D	Time	S1	S2	S3
1	1	3:40.158		1:12.524	28.525	5	1	2:17.426	44.003	1:06.100	27.323
2	1	2:14.037	41.513	1:04.685	27.839	6	1	2:12.420	40.751	1:03.720	27.949
3	1	2:11.188	40.289	1:03.629		7	1	2:38.961	41.954	1:07.093	
4	1	3:20.357	1:36.120	1:11.721	32.516						

FIA EUROPEAN TRUCK RACING CHAMPIONSHIP

Slovakia Ring, length 5922 m

15. - 16. July 2017

GT4 European Series Northern Cup



Lap Analysis Qualifying 1, 15.07.2017

33 Stephen PATTRICK (GBR) Andrew James MEYRICK (McLaren 570s GT4) Theoretische Bestzeit: 2:14.395

Lap	D	Time	S1	S2	S3	Lap	D	Time	S1	S2	S3
1	1	3:48.142		1:13.030	32.688	4	1	3:16.093	1:30.030	1:10.844	35.219
2	1	2:14.975	41.569	1:05.87		5	1	2:16.208	41.234	1:07.519	27.455
3	1	2:15.283	41.126	1:06.533	27.624	6	1	2:15.757	41.068	1:06.852	27.837

34 Josef ZARUBA (CZE) Erik JANIS (KTM X-Bow GT4) Theoretische Bestzeit: 2:11.113

Lap	D	Time	S1	S2	S3	Lap	D	Time	S1	S2	S3
1	2	3:07.366		1:13.514	29.262	5	2	2:11.113	40.742	1:03.25	27.116
2	2	2:33.215	47.851	1:10.580	34.784	6	2	2:16.978	40.802	1:03.443	32.733
3	2	2:13.479	41.632	1:04.517	27.330	7	2	2:33.160	40.781	1:06.378	
4	2	3:06.487	1:23.739	1:14.655	28.093						

44 Marylin NIEDERHAUSER (CHE) Naomi SCHIFF (KTM X-Bow GT4) Theoretische Bestzeit: 2:13.026

Lap	D	Time	S1	S2	S3	Lap	D	Time	S1	S2	S3
1	1	3:36.908		1:16.661	29.291	5	1	2:19.814	43.824	1:08.244	27.746
2	1	2:17.891	42.626	1:06.610	28.655	6	1	2:13.377	41.242	1:04.660	27.475
3	1	2:13.275	41.180	1:04.44		7	1	2:40.594	41.107	1:07.462	
4	1	3:18.358	1:34.932	1:14.264	29.162						

50 Piotr CHODZEN (POL) Antoni CHODZEN (Maserati GranTurismo MC GT4) Theoretische Bestzeit: 2:15.279

Lap	D	Time	S1	S2	S3	Lap	D	Time	S1	S2	S3
1	1	2:53.761		1:10.817	29.145	5	1	2:16.435	42.116	1:06.466	27.853
2	1	2:49.834	42.161	1:39.361	28.312	6	1	2:23.129	42.076	1:11.083	29.970
3	1	2:15.279	41.918	1:05.65	27.707	7	1	2:44.081	42.524	1:08.456	
4	1	3:16.247	1:37.450	1:10.522	28.275						

54 Benjamin MAZATIS (DEU) August MACBETH (KTM X-Bow GT4) Theoretische Bestzeit: 2:11.347

Lap	D	Time	S1	S2	S3	Lap	D	Time	S1	S2	S3
1	1	3:03.744		1:12.356	28.937	5	1	2:16.695	40.756	1:06.802	29.137
2	1	2:18.903	42.338	1:08.523	28.042	6	1	2:12.568	40.616	1:04.342	27.610
3	1	2:11.347	40.282	1:03.81	27.253	7	1	2:15.801	40.330	1:06.201	29.270
4	1	3:15.384	1:18.435	1:28.087	28.862						

62 William MOORE (GBR) Matt Nicoll JONES (Aston Martin Vantage GT4) Theoretische Bestzeit: 2:12.686

Lap	D	Time	S1	S2	S3	Lap	D	Time	S1	S2	S3
1	1	2:38.562		1:11.319	27.429	3	1	2:12.686	40.911	1:04.76	27.014
2	1	2:15.395	41.442	1:05.751	28.202	4	1	3:11.001	44.437	1:40.232	

64 Mads SILJEHAUG (NOR) Jamie VANDENBALCK (KTM X-Bow GT4) Theoretische Bestzeit: 2:12.657

Lap	D	Time	S1	S2	S3	Lap	D	Time	S1	S2	S3
1	1	3:22.195		1:09.111	28.673	5	1	2:13.375	41.321	1:03.860	28.194
2	1	2:30.624	45.867	1:09.423	35.334	6	1	2:14.696	40.941	1:03.918	29.837
3	1	2:11.968	40.801	1:03.66		7	1	2:35.552	41.051	1:08.306	
4	1	3:17.700	1:34.215	1:12.213	31.272						

69 Daniel RYMES (CZE) Peter TERTING (Porsche Cayman CS MR GT4) Theoretische Bestzeit: 2:13.544

Lap	D	Time	S1	S2	S3	Lap	D	Time	S1	S2	S3
1	1	6:17.313		1:12.489	27.874	4	1	2:13.997	41.375	1:05.212	27.410
2	1	2:39.415	41.302	1:04.96	53.152	5	1	2:17.605	41.173	1:08.830	27.602
3	1	2:43.103	1:08.301	1:07.093	27.709	6	1	2:48.339	41.360	1:12.153	

71 Paolo MELONI (ITA) Massimiliano TRESOLDI (Maserati GranTurismo MC) Theoretische Bestzeit: 2:13.724


Lap	D	Time	S1	S2	S3	Lap	D	Time	S1	S2	S3
1	2	2:53.072		1:10.275	29.842	4	2	2:15.367	41.965	1:05.576	27.826
2	2	2:30.732	41.479	1:12.687	36.566	5	2	2:13.737	40.944	1:04.95	
3	2	5:21.842	3:26.848	1:27.044	27.950	6	2	2:14.619	41.136	1:05.502	

FIA EUROPEAN TRUCK RACING CHAMPIONSHIP

Slovakia Ring, length 5922 m

15. - 16. July 2017

GT4 European Series Northern Cup



Lap Analysis Qualifying 1, 15.07.2017

74 Laura KRAIHAMER (AUT) Cedric FREIBURGHHAUS (KTM X-Bow GT4) Theoretische Bestzeit: 2:11.124

Lap	D	Time	S1	S2	S3	Lap	D	Time	S1	S2	S3
1	2	4:21.684		1:10.391	30.394	5	2	2:11.417	40.681	1:03.421	
2	2	2:12.535	41.217	1:03.906	27.412	6	2	2:17.917	40.721	1:05.595	31.601
3	2	2:54.102	41.804	1:11.006	1:01.292	7	2	2:45.787	41.311	1:08.575	
4	2	2:18.145	47.702	1:03.075	27.364						

75 Dario CERATI (ITA) Maurizio FONDI (Porsche 911 (997) GT4) Theoretische Bestzeit: 2:16.871


Lap	D	Time	S1	S2	S3	Lap	D	Time	S1	S2	S3
1	1	4:16.456		1:17.225	29.660	4	1	2:21.728	45.861	1:07.310	28.557
2	1	2:20.665	43.775	1:08.948	27.942	5	1	2:18.939	43.985	1:06.821	28.132
3	1	3:01.297	42.107	1:17.055	1:02.135	6	1	2:17.936	42.327	1:07.534	28.075

FIA EUROPEAN TRUCK RACING CHAMPIONSHIP

Slovakia Ring, length 5922 m

15. - 16. July 2017

GT4 European Series Northern Cup



Lap Analysis Qualifying 1, 15.07.2017

76 Giuseppe GHEZZI (ITA) Alessandro GIOVANELLI (Porsche 911 (997) GT4 Theoretische Bestzeit: 2:13.328

Lap	D	Time	S1	S2	S3	Lap	D	Time	S1	S2	S3
1	2	4:37.297		1:16.359	31.416	5	2	2:13.520	41.775	1:04.44	27.296
2	2	2:16.679	42.721	1:06.399	27.559	6	2	2:14.756	41.606	1:05.524	27.626
3	2	2:53.041	43.172	1:16.659	53.210	7	2	2:44.200	41.754	1:15.617	
4	2	2:13.835	41.968	1:04.594	27.273						

77 Romy DALL'ANTONIA (ITA) Giuseppe FASCICOLO (Maserati GranTurismo MC GT4) Theoretische Bestzeit: 2:13.219

Lap	D	Time	S1	S2	S3	Lap	D	Time	S1	S2	S3
1	2	3:20.687		1:16.065	28.863	5	2	2:13.219	41.110	1:04.65	27.458
2	2	2:22.058	42.010	1:11.442	28.606	6	2	2:16.554	41.250	1:07.474	27.830
3	2	2:13.564	41.251	1:04.827	27.486	7	2	2:29.609	41.337	1:04.749	
4	2	3:22.181	1:38.416	1:14.303	29.462						

80 Lukasz KRESKI (POL) Maciej MARCINKIEWICZ (Maserati GranTurismo MC GT4 Theoretische Bestzeit: 2:13.171

Lap	D	Time	S1	S2	S3	Lap	D	Time	S1	S2	S3
1	2	5:30.367		1:14.357	28.439	4	2	2:13.659	41.512	1:04.755	27.392
2	2	2:14.294	42.355	1:04.64	27.296	5	2	2:14.451	41.767	1:05.155	27.529
3	2	3:18.130	1:19.495	1:30.949	27.686	6	2	2:35.166	41.232	1:04.889	

88 Wolfgang RISCH (LIE) Coach MCKANSY (Porsche Cayman CS MR GT4) Theoretische Bestzeit: 2:14.962

Lap	D	Time	S1	S2	S3	Lap	D	Time	S1	S2	S3
1	2	4:14.784		1:16.307	29.222	5	2	2:15.313	41.518	1:06.09	27.701
2	2	2:19.138	44.124	1:07.603	27.411	6	2	2:19.974	41.526	1:10.691	27.757
3	2	2:57.819	41.457	1:14.798	1:01.564	7	2	2:38.269	41.805	1:13.996	
4	2	2:21.110	47.065	1:06.380	27.665						

93 Manuela GOSTNER (ITA) (Maserati GranTurismo MC GT4) Theoretische Bestzeit: 2:15.087

Lap	D	Time	S1	S2	S3	Lap	D	Time	S1	S2	S3
1	2	4:02.840		1:10.259	27.767	3	2	6:33.977	4:26.123	1:27.891	
2	2	2:15.087	41.800	1:05.92	27.361						

94 Achim MÖRTL (AUT) Eduard ANTON (KTM X-Bow GT4) Theoretische Bestzeit: 2:13.074

Lap	D	Time	S1	S2	S3	Lap	D	Time	S1	S2	S3
1	2	3:00.903		1:12.196	28.790	5	2	2:13.264	41.221	1:04.42	27.615
2	2	2:15.440	41.835	1:05.738	27.867	6	2	2:13.077	41.155	1:04.431	27.491
3	2	2:14.331	41.524	1:05.046	27.761	7	2	2:32.388	42.292	1:10.365	
4	2	2:53.776	41.526	1:44.332	27.918						

99 Wojciech LOPALLO (POL) Lukasz ZIELSKI (Maserati GranTurismo MC G Theoretische Bestzeit: 2:18.497

Lap	D	Time	S1	S2	S3	Lap	D	Time	S1	S2	S3
1	2	2:51.024		1:13.405	29.094	4	2	3:08.258	43.997	1:47.963	
2	2	2:19.188	42.898	1:08.19	28.093	5	2	3:11.229	1:32.336	1:10.731	28.162
3	2	2:18.613	42.334	1:08.313	27.966	6	2	2:41.572	42.541	1:30.229	28.802

111 Gabriele PIANA (ITA) Razvan UMBRARESCU (Porsche Cayman CS MR G Theoretische Bestzeit: 2:13.162

Lap	D	Time	S1	S2	S3	Lap	D	Time	S1	S2	S3
1	2	4:31.930		1:17.870	33.884	4	2	2:40.577	1:06.156	1:06.815	27.606
2	2	2:13.226	41.309	1:04.51	27.399	5	2	2:16.531	41.245	1:04.934	30.352
3	2	2:57.077	41.669	1:10.775		6	2	2:13.657	41.285	1:04.726	27.646

112 Pavel LEFTEROV (BGR) John-Louis JASPER (Porsche Cayman CS MR G Theoretische Bestzeit: 2:13.633

Lap	D	Time	S1	S2	S3	Lap	D	Time	S1	S2	S3
1	2	4:27.619		1:18.023	33.099	4	2	3:11.913	1:39.027	1:05.568	27.318
2	2	2:14.246	41.491	1:05.440	27.315	5	2	2:13.644	41.400	1:04.91	27.326
3	2	3:03.421	41.860	1:18.227		6	2	2:13.920	41.414	1:04.984	27.522