


FIA EUROPEAN TRUCK RACING CHAMPIONSHIP

Slovakia Ring, length 5922 m

15. - 16. July 2017

GT4 European Series Northern Cup



Lap Analysis Free Practice 2, 14.07.2017

7 Jérôme DEMAY (FRA) Julien DARRAS (Aston Martin Vantage GT4) Theoretische Bestzeit: 2:17.915

Lap	D	Time	S1	S2	S3	Lap	D	Time	S1	S2	S3
1	1	3:10.943		1:21.333		6	1	2:27.745	46.930	1:11.969	28.846
2	1	34:52.526	32:44	1:36.020	31.595	7	1	2:35.044	44.655	1:11.405	
3	1	2:34.553	48.761	1:15.614	30.178	8	2	6:35.482	4:57.113	1:09.526	28.843
4	1	2:32.896	47.156	1:15.618	30.122	9	2	2:18.672	43.131	1:07.17!	28.366
5	1	2:30.035	46.496	1:13.854	29.685	10	2	2:18.091	42.374	1:07.263	28.454

8 Max KOEBOLT (NLD) Ricardo VAN DER ENDE (EKRI M4 GT4) Theoretische Bestzeit: 2:13.803

Lap	D	Time	S1	S2	S3	Lap	D	Time	S1	S2	S3
1	2	2:37.318		1:10.409	28.929	12	2	2:13.803	40.898	1:05.80!	27.105
2	2	2:18.037	42.355	1:07.349	28.333	13	2	3:27.950	41.245	1:37.173	
3	2	2:16.440	42.125	1:06.586	27.729	14	2	4:44.929	3:11.226	1:06.231	27.472
4	2	2:17.968	42.288	1:08.068	27.612	15	2	2:21.727	41.720	1:05.920	
5	2	2:16.761	41.966	1:06.882	27.913	16	2	4:13.515	2:22.766	1:23.097	27.652
6	2	2:22.942	42.134	1:06.995		17	2	2:27.497	43.950	1:08.856	
7	2	4:16.473	2:41.651	1:07.052	27.770	18	1	3:49.814	2:14.045	1:07.244	28.525
8	2	2:14.827	41.588	1:05.942	27.297	19	1	2:16.033	41.799	1:06.538	27.696
9	2	2:14.507	41.061	1:05.938	27.508	20	1	2:15.523	41.484	1:06.336	27.703
10	2	2:20.811	41.234	1:06.116		21	1	2:15.951	41.333	1:06.407	28.211
11	2	4:03.064	2:30.030	1:05.852	27.182	22	1	2:18.584	41.575	1:08.626	28.383

9 Luc BRAAMS (NLD) Duncan HUISMAN (McLaren 570s GT4) Theoretische Bestzeit: 2:13.424

Lap	D	Time	S1	S2	S3	Lap	D	Time	S1	S2	S3
1	1	2:55.085		1:17.595	30.287	12	1	2:23.133	42.626	1:07.300	
2	1	2:20.744	44.291	1:08.670	27.783	13	2	4:26.954	2:52.781	1:05.930	28.243
3	1	2:18.442	42.100	1:08.490	27.852	14	2	4:11.614	1:36.596	1:53.874	41.144
4	1	2:18.139	42.639	1:07.521	27.979	15	2	2:13.483	40.914	1:05.34!	27.225
5	1	2:19.156	42.224	1:09.143	27.789	16	2	2:14.895	40.855	1:06.505	27.535
6	1	2:17.448	42.054	1:07.496	27.898	17	2	2:19.481	40.954	1:05.956	
7	1	2:17.375	42.362	1:07.132	27.881	18	2	3:33.591	1:59.815	1:06.202	27.574
8	1	2:17.578	42.276	1:07.298	28.004	19	2	2:14.049	41.031	1:05.469	27.549
9	1	2:16.521	42.042	1:06.940	27.539	20	2	2:21.930	41.897	1:06.757	
10	1	2:17.870	42.462	1:07.466	27.942	21	2	3:35.120	1:27.476	1:17.545	
11	1	2:16.331	41.436	1:07.092	27.803						

10 Finlay HUTCHISON (GBR) Csaba MÓR (McLaren 570s GT4) Theoretische Bestzeit: 2:12.764

Lap	D	Time	S1	S2	S3	Lap	D	Time	S1	S2	S3
1	2	2:43.588		1:12.166	27.612	11	1	4:10.635	2:34.782	1:08.427	27.426
2	2	2:14.725	41.589	1:05.955	27.181	12	1	3:41.537	41.414	1:54.099	1:06.024
3	2	2:13.972	40.750	1:06.061	27.161	13	1	2:48.897	1:14.684	1:06.770	27.443
4	2	2:21.589	41.401	1:06.437		14	1	2:14.755	41.031	1:06.188	27.536
5	2	5:13.152	3:33.263	1:11.179	28.710	15	1	2:15.483	41.059	1:07.002	27.422
6	2	2:12.888	40.874	1:04.90!	27.113	16	1	2:17.698	43.064	1:06.854	27.780
7	2	2:13.517	40.813	1:05.234	27.470	17	1	2:15.497	41.652	1:06.406	27.439
8	2	2:19.222	40.813	1:05.238		18	1	2:20.606	41.870	1:06.304	
9	2	3:55.539	2:15.860	1:11.225	28.454	19	1	3:40.887	2:00.550	1:12.849	27.488
10	2	2:23.868	41.383	1:08.784		20	1	2:14.968	41.577	1:06.049	27.342

11 Ivan VLACHKOV (BGR) (Sin Cars Sin R1 GT4) Theoretische Bestzeit: 2:17.511


Lap	D	Time	S1	S2	S3	Lap	D	Time	S1	S2	S3
1	1	3:49.966		1:16.505	30.021	13	1	3:42.579	1:55.257	1:18.562	28.760
2	1	2:25.925	46.295	1:11.192	28.438	14	1	2:20.781	43.789	1:08.663	28.329
3	1	2:22.681	44.318	1:10.146	28.217	15	1	2:49.384	43.757	1:35.643	29.984
4	1	2:19.278	43.350	1:07.903	28.025	16	1	2:24.864	42.937	1:13.600	28.327
5	1	2:18.841	42.841	1:07.707	28.293	17	1	2:24.239	46.665	1:09.230	28.344
6	1	2:18.230	42.827	1:07.53!	27.872	18	1	2:19.106	42.935	1:08.002	28.169
7	1	2:19.210	43.147	1:07.957	28.106	19	1	2:18.354	42.621	1:07.686	28.047
8	1	2:23.676	43.242	1:11.790	28.644	20	1	2:19.282	42.505	1:08.438	28.339
9	1	2:19.605	42.490	1:08.767	28.348	21	1	2:19.554	42.340	1:08.982	28.232
10	1	2:24.137	43.257	1:08.542	32.338	22	1	2:19.890	42.108	1:07.695	30.087
11	1	2:39.624	43.998	1:10.897		23	1	2:21.488	42.751	1:08.919	29.818
12	1	6:56.353	4:19.590	1:31.268							

FIA EUROPEAN TRUCK RACING CHAMPIONSHIP

Slovakia Ring, length 5922 m

15. - 16. July 2017

GT4 European Series Northern Cup



Lap Analysis Free Practice 2, 14.07.2017

14 Eike ANGERMAYR (AUT) Reinhard KOFLER (KTM X-Bow GT4)						Theoretische Bestzeit: 2:13.787					
Lap	D	Time	S1	S2	S3	Lap	D	Time	S1	S2	S3
1	2	3:02.715		1:12.246	31.328	11	1	2:18.523	42.692	1:07.526	28.305
2	2	2:17.930	43.535	1:06.185	28.210	12	1	2:24.764	42.525	1:07.620	
3	2	2:17.288	42.417	1:06.548	28.323	13	1	9:25.938	7:51.572	1:06.470	27.896
4	2	2:15.995	41.770	1:06.625	27.600	14	1	2:23.218	41.989	1:07.730	
5	2	2:15.124	41.468	1:05.798	27.858	15	1	3:27.581	1:51.694	1:08.098	27.789
6	2	2:20.649	41.731	1:05.237		16	1	2:16.313	42.500	1:06.290	27.523
7	1	4:44.891	3:07.768	1:08.175	28.948	17	1	2:24.077	41.937	1:05.930	
8	1	2:18.605	42.803	1:07.371	28.431	18	2	8:15.862	6:42.460	1:04.915	28.487
9	1	2:19.386	42.746	1:07.534	29.106	19	2	2:15.031	42.031	1:04.796	28.204
10	1	2:18.986	42.405	1:07.104	29.477						

20 Franjo KOVAC (HRV) Cora SCHUMACHER (Porsche Cayman CS MR GT4)						Theoretische Bestzeit: 2:20.325					
Lap	D	Time	S1	S2	S3	Lap	D	Time	S1	S2	S3
1	2	3:37.643		1:27.606	30.499	12	1	4:00.039	1:59.885	1:31.205	28.949
2	2	2:30.668	46.629	1:13.744	30.295	13	1	2:22.383	44.212	1:09.747	28.424
3	2	2:35.168	46.856	1:17.392	30.920	14	1	2:23.494	43.174	1:11.653	28.667
4	2	2:32.791	46.371	1:15.899	30.521	15	1	2:21.396	42.830	1:10.093	28.473
5	2	2:30.440	46.084	1:14.526	29.830	16	1	2:22.636	44.001	1:10.236	28.399
6	2	2:28.426	45.433	1:13.205	29.788	17	1	2:21.719	43.050	1:10.137	28.532
7	2	2:37.362	45.231	1:13.949		18	1	2:22.779	43.396	1:10.698	28.685
8	2	4:26.585	2:41.990	1:14.501	30.094	19	1	2:21.397	42.974	1:09.775	28.648
9	2	2:42.997	46.252	1:17.473		20	1	2:20.798	42.910	1:09.206	28.680
10	1	4:57.059	3:06.258	1:18.318	32.483	21	1	2:21.700	43.615	1:09.617	28.468
11	1	2:55.026	44.326	1:10.477	1:00.223	22	1	2:21.935	42.718	1:10.323	28.894

21 Joachim BÖLTING (DEU) Nikolaus SCHELLE (Porsche Cayman CS MR GT4)						Theoretische Bestzeit: 2:18.084					
Lap	D	Time	S1	S2	S3	Lap	D	Time	S1	S2	S3
1	1	3:11.262		1:10.030	28.457	14	1	2:53.965	42.782	1:08.901	
2	1	2:19.027	42.573	1:08.273	28.181	15	2	4:25.440	2:48.206	1:08.483	28.751
3	1	2:18.469	42.700	1:07.686	28.089	16	2	2:19.561	43.151	1:08.120	28.290
4	1	2:19.487	42.493	1:08.755	28.239	17	2	2:19.663	43.429	1:08.078	28.156
5	1	2:19.900	42.867	1:08.680	28.353	18	2	2:19.076	42.686	1:08.109	28.281
6	1	2:20.118	43.319	1:08.542	28.257	19	2	2:20.656	43.566	1:08.851	28.239
7	1	2:19.647	42.817	1:08.600	28.230	20	2	2:19.975	43.141	1:08.537	28.297
8	1	2:19.871	43.466	1:08.278	28.127	21	2	2:19.770	43.592	1:07.880	28.298
9	1	2:20.309	42.709	1:09.254	28.346	22	2	2:19.107	43.165	1:07.685	28.257
10	1	2:20.300	42.315	1:09.221	28.764	23	2	2:18.905	42.733	1:08.045	28.127
11	1	2:19.089	42.629	1:08.333	28.127	24	2	2:20.133	43.073	1:07.974	29.086
12	1	2:19.927	43.114	1:08.546	28.267	25	2	2:22.214	42.593	1:11.368	28.253
13	1	2:20.737	42.593	1:09.048	29.096						


22 Jan KASPERLIK (DEU) Timothy STUPPLE (Porsche Cayman CS MR GT4)						Theoretische Bestzeit: 2:15.264					
Lap	D	Time	S1	S2	S3	Lap	D	Time	S1	S2	S3
1	1	3:08.322		1:10.012	28.012	13	2	4:07.922	1:13.410	1:53.536	
2	1	2:16.434	42.188	1:06.550	27.696	14	2	2:39.575	1:03.954	1:07.659	27.962
3	1	2:18.230	41.939	1:07.209	29.082	15	2	2:20.295	42.591	1:07.546	30.158
4	1	2:23.209	41.850	1:06.766		16	2	2:17.588	42.232	1:07.579	27.777
5	1	4:13.808	2:40.267	1:05.996	27.545	17	2	2:18.097	42.491	1:07.534	28.072
6	1	2:17.485	42.064	1:07.565	27.856	18	2	2:29.322	43.096	1:09.820	
7	1	2:15.495	41.873	1:05.961	27.655	19	2	3:59.037	2:23.775	1:07.276	27.986
8	1	2:16.426	42.110	1:06.362	27.954	20	2	2:17.183	42.230	1:06.994	27.959
9	1	2:16.321	41.752	1:06.438	28.131	21	2	2:17.191	41.989	1:07.151	28.051
10	1	2:26.666	42.391	1:09.788		22	2	2:16.860	41.993	1:06.802	28.065
11	2	4:19.847	2:42.211	1:09.548	28.088	23	2	2:16.954	41.973	1:06.898	28.083
12	2	2:19.517	42.846	1:07.494	29.177						

FIA EUROPEAN TRUCK RACING CHAMPIONSHIP

Slovakia Ring, length 5922 m

15. - 16. July 2017

GT4 European Series Northern Cup



Lap Analysis Free Practice 2, 14.07.2017

24 Emil WESTMAN (FIN) Samuel SLADECKA (KTM X-Bow GT4) Theoretische Bestzeit: 2:14.244

Lap	D	Time	S1	S2	S3	Lap	D	Time	S1	S2	S3
1	2	3:09.092		1:10.132	28.193	12	2	5:40.041	4:05.820	1:06.272	27.949
2	2	2:16.552	42.803	1:06.063	27.686	13	1	2:17.542	41.692	1:07.891	27.959
3	2	2:16.376	41.613	1:06.919	27.844	14	1	2:19.950	41.767	1:10.318	27.865
4	2	2:23.039	41.517	1:06.859		15	1	2:17.804	43.255	1:06.628	27.921
5	2	7:25.832	5:52.832	1:05.410	27.590	16	1	2:16.467	42.171	1:06.424	27.872
6	2	2:15.991	41.419	1:06.501	28.071	17	1	2:15.865	41.635	1:06.396	27.834
7	2	2:16.670	42.563	1:06.518	27.589	18	1	2:15.384	41.647	1:06.108	27.629
8	2	2:14.826	41.426	1:05.301	28.099	19	1	2:16.028	41.665	1:06.406	27.957
9	2	2:21.441	41.741	1:05.720		20	1	2:18.079	41.392	1:06.550	30.137
10	2	5:31.400	3:57.237	1:06.612	27.551	21	1	2:19.068	42.067	1:08.143	28.858
11	2	3:43.627	41.663	1:55.488							

33 Stephen PATTRICK (GBR) Andrew James MEYRICK (McLaren 570s GT4) Theoretische Bestzeit: 2:14.553

Lap	D	Time	S1	S2	S3	Lap	D	Time	S1	S2	S3
1	2	2:40.273		1:08.825	27.514	11	1	4:08.740	1:10.809	1:55.010	
2	2	2:14.566	41.160	1:06.031	27.375	12	1	4:29.685	2:52.788	1:08.774	28.123
3	2	2:16.078	41.413	1:06.374	28.291	13	1	2:20.886	43.814	1:09.249	27.823
4	2	2:17.213	41.857	1:07.751	27.605	14	1	2:20.023	42.601	1:09.483	27.939
5	2	2:22.016	41.349	1:06.975		15	1	2:24.257	45.235	1:11.009	28.013
6	2	7:01.377	5:27.347	1:06.353	27.677	16	1	2:27.242	42.825	1:08.143	
7	2	2:24.300	41.413	1:07.996		17	2	3:26.169	1:51.727	1:06.823	27.619
8	1	6:40.080	4:59.261	1:12.332	28.487	18	2	2:15.030	41.147	1:06.321	27.562
9	1	2:18.441	42.471	1:08.207	27.763	19	2	2:16.752	41.485	1:06.562	28.705
10	1	2:24.395	44.882	1:08.800	30.713	20	2	2:26.457	41.989	1:08.151	

34 Josef ZARUBA (CZE) Erik JANIS (KTM X-Bow GT4) Theoretische Bestzeit: 2:14.055

Lap	D	Time	S1	S2	S3	Lap	D	Time	S1	S2	S3
1	1	3:26.928		1:15.157	28.770	11	2	7:57.978	6:19.328	1:09.956	28.694
2	1	2:16.692	42.677	1:05.901	28.114	12	2	2:14.703	42.088	1:05.021	27.589
3	1	2:25.060	42.311	1:06.561		13	2	2:14.726	41.454	1:05.289	27.983
4	1	3:53.853	2:09.490	1:14.060	30.303	14	2	2:26.727	41.986	1:10.347	
5	1	2:15.883	42.251	1:05.671	27.961	15	2	6:47.339	5:13.582	1:06.017	27.740
6	1	2:19.824	42.483	1:09.465	27.876	16	2	2:16.023	41.640	1:05.905	28.478
7	1	2:31.263	42.059	1:12.497		17	2	2:16.093	42.268	1:06.084	27.741
8	1	7:28.516	5:54.986	1:05.573	27.957	18	2	2:17.978	41.440	1:06.742	29.796
9	1	2:18.480	41.911	1:05.284	31.285	19	2	2:14.810	41.657	1:05.556	27.597
10	1	2:22.533	41.809	1:05.409							

44 Marylin NIEDERHAUSER (CHE) Naomi SCHIFF (KTM X-Bow GT4) Theoretische Bestzeit: 2:14.669


Lap	D	Time	S1	S2	S3	Lap	D	Time	S1	S2	S3
1	2	3:28.923		1:16.333	28.629	12	1	2:19.527	43.314	1:07.398	28.815
2	2	2:18.335	42.873	1:07.386	28.076	13	1	4:12.483	1:15.515	1:55.328	
3	2	2:20.616	42.460	1:09.660	28.496	14	1	5:18.748	3:43.620	1:06.830	28.298
4	2	2:18.656	43.309	1:07.247	28.100	15	1	2:19.521	42.909	1:08.154	28.458
5	2	2:17.297	42.174	1:07.101	28.022	16	1	2:22.923	44.745	1:09.450	28.728
6	2	2:16.137	42.053	1:06.338	27.746	17	1	2:25.720	47.029	1:09.620	29.071
7	2	2:15.200	41.640	1:05.694	27.866	18	1	2:18.562	42.038	1:08.311	28.213
8	2	2:19.973	41.903	1:09.326	28.744	19	1	2:15.055	41.889	1:05.281	27.883
9	2	2:19.575	42.507	1:08.760	28.308	20	1	2:16.195	41.882	1:05.780	28.533
10	2	2:24.454	42.196	1:07.868		21	1	2:18.027	41.672	1:07.830	28.525
11	1	5:54.151	4:14.833	1:10.837	28.481	22	1	2:19.777	42.220	1:07.107	30.450

FIA EUROPEAN TRUCK RACING CHAMPIONSHIP

Slovakia Ring, length 5922 m

15. - 16. July 2017

GT4 European Series Northern Cup



Lap Analysis Free Practice 2, 14.07.2017

50 Piotr CHODZEN (POL) Antoni CHODZEN (Maserati GranTurismo MC GT4 Theoretische Bestzeit: 2:16.037

Lap	D	Time	S1	S2	S3	Lap	D	Time	S1	S2	S3
1	2	3:33.129		1:16.678	29.630	11	2	2:17.662	42.702	1:06.714	28.246
2	2	2:22.669	44.984	1:08.830	28.855	12	2	2:50.810	42.305	1:07.421	
3	2	2:17.784	42.878	1:07.235	27.671	13	1	12:32.642	10:53	1:10.779	28.137
4	2	2:17.439	42.159	1:07.275	28.005	14	1	2:20.413	44.014	1:08.162	28.237
5	2	2:19.520	43.313	1:08.577	27.630	15	1	2:19.808	42.764	1:08.450	28.594
6	2	2:17.860	42.623	1:07.301	27.936	16	1	2:19.494	43.008	1:08.041	28.445
7	2	2:16.959	42.626	1:06.700	27.633	17	1	2:19.063	42.893	1:08.276	27.894
8	2	2:16.400	42.389	1:06.291	27.721	18	1	2:26.592	42.222	1:16.010	28.360
9	2	2:48.890	42.117	1:23.799		19	1	2:18.407	42.527	1:07.567	28.313
10	2	6:19.182	4:43.294	1:07.796	28.092						

54 Benjamin MAZATIS (DEU) August MACBETH (KTM X-Bow GT4) Theoretische Bestzeit: 2:14.344

Lap	D	Time	S1	S2	S3	Lap	D	Time	S1	S2	S3
1	1	3:01.583		1:11.706	28.880	12	2	8:57.631	7:23.294	1:06.594	27.743
2	1	2:16.722	42.079	1:06.849	27.794	13	2	2:15.169	41.863	1:05.579	27.727
3	1	2:25.623	41.550	1:09.352		14	2	2:25.963	41.608	1:05.390	
4	1	5:35.525	3:55.887	1:07.555	32.083	15	2	3:43.275	2:09.884	1:05.646	27.745
5	1	2:22.213	41.654	1:07.489	33.070	16	2	2:14.817	41.799	1:05.271	27.747
6	1	2:15.244	41.595	1:05.874	27.775	17	2	2:19.107	42.972	1:08.230	27.905
7	1	2:19.526	41.734	1:09.633	28.159	18	2	2:15.657	41.777	1:06.229	27.651
8	1	2:19.335	42.053	1:07.505	29.777	19	2	2:14.797	41.589	1:05.447	27.761
9	1	2:20.846	42.054	1:06.597	32.195	20	2	2:14.786	41.531	1:05.685	27.570
10	1	2:21.161	42.011	1:10.412	28.738	21	2	2:16.203	41.503	1:05.538	29.162
11	1	2:25.354	41.759	1:05.532							

62 William MOORE (GBR) Matt Nicoll JONES (Aston Martin Vantage GT4) Theoretische Bestzeit: 2:13.999

Lap	D	Time	S1	S2	S3	Lap	D	Time	S1	S2	S3
1	1	2:42.182		1:11.402	28.764	9	2	2:17.839	41.309	1:08.116	28.414
2	1	2:14.656	41.609	1:05.871	27.170	10	2	2:15.135	41.341	1:06.095	27.699
3	1	2:21.147	40.952	1:12.609	27.586	11	2	2:15.141	41.266	1:06.239	27.636
4	1	2:38.534	41.381	1:22.273		12	2	2:14.442	40.955	1:06.022	27.465
5	1	5:14.023	3:27.871	1:08.842		13	2	3:25.820	41.298	1:37.429	
6	2	2:44.625	1:09.241	1:07.771	27.613	14	1	4:33.408	2:57.786	1:07.310	28.312
7	2	2:15.867	42.226	1:06.265	27.376	15	1	2:22.442	41.770	1:09.719	30.953
8	2	2:16.847	41.456	1:07.659	27.732						

64 Mads SILJEHAUG (NOR) Jamie VANDENBALCK (KTM X-Bow GT4) Theoretische Bestzeit: 2:15.426

Lap	D	Time	S1	S2	S3	Lap	D	Time	S1	S2	S3
1	1	2:53.044		1:09.672	28.407	9	2	2:20.008	43.896	1:07.840	28.272
2	1	2:15.955	42.763	1:05.411	27.782	10	2	2:18.498	43.120	1:06.770	28.608
3	1	22:11.264	20:34	1:08.171	28.451	11	2	2:18.251	42.822	1:06.978	28.451
4	1	2:16.591	42.617	1:05.949	28.025	12	2	2:26.504	43.669	1:07.037	
5	1	2:17.954	42.889	1:06.654	28.411	13	2	5:02.566	3:24.235	1:08.985	29.346
6	1	3:45.457	42.234	1:55.547		14	2	2:18.519	43.218	1:06.584	28.717
7	2	5:02.148	3:26.989	1:06.791	28.368	15	2	2:19.653	43.019	1:08.083	28.551
8	2	2:20.692	42.450	1:09.562	28.680						

69 Daniel RYMES (CZE) Peter TERTING (Porsche Cayman CS MR GT4) Theoretische Bestzeit: 2:13.280


Lap	D	Time	S1	S2	S3	Lap	D	Time	S1	S2	S3
1	2	4:06.195		1:13.593	31.649	12	1	4:17.867	1:38.222	1:53.372	
2	2	2:13.741	41.408	1:04.931	27.398	13	1	4:29.772	2:54.924	1:07.293	27.555
3	2	2:36.175	40.947	1:10.595		14	1	2:15.324	41.482	1:06.306	27.536
4	1	4:47.098	3:10.174	1:09.222	27.702	15	1	2:16.968	41.518	1:07.938	27.512
5	1	2:15.581	41.650	1:06.050	27.881	16	1	2:19.142	44.617	1:06.979	27.546
6	1	3:35.690	41.605	1:21.513		17	1	2:31.116	41.464	1:06.177	
7	1	4:01.852	2:21.451	1:11.724	28.677	18	1	4:11.016	2:36.248	1:06.774	27.994
8	1	2:17.916	42.140	1:07.717	28.059	19	1	2:18.323	41.742	1:08.406	28.175
9	1	2:19.247	44.692	1:06.826	27.729	20	1	2:16.337	41.644	1:06.483	28.210
10	1	2:16.373	42.089	1:06.446	27.838	21	1	2:55.436	41.769	1:28.195	
11	1	2:18.508	42.390	1:06.936	29.182						

FIA EUROPEAN TRUCK RACING CHAMPIONSHIP

Slovakia Ring, length 5922 m

15. - 16. July 2017

GT4 European Series Northern Cup



Lap Analysis Free Practice 2, 14.07.2017

71 Paolo MELONI (ITA) Massimiliano TRESOLDI (Maserati GranTurismo MC Theoretische Bestzeit: 2:13.810

Lap	D	Time	S1	S2	S3	Lap	D	Time	S1	S2	S3
1	1	2:55.867		1:13.181	30.125	11	1	4:47.274	3:10.976	1:08.231	28.067
2	1	2:25.903	44.306	1:09.048	32.549	12	1	2:34.190	42.484	1:08.533	43.173
3	1	2:17.391	42.240	1:06.462	28.689	13	1	4:05.793	1:42.507	1:55.137	28.149
4	1	2:16.107	41.630	1:06.274	28.203	14	1	2:19.359	42.812	1:07.330	29.217
5	1	2:14.926	41.175	1:06.435	27.316	15	1	2:20.203	43.672	1:08.262	28.269
6	1	2:23.221	42.326	1:06.735		16	1	2:19.400	42.434	1:08.362	28.604
7	1	4:15.859	2:40.823	1:05.940	29.096	17	1	8:27.991	6:32.866	1:18.170	
8	1	2:14.515	41.688	1:05.315	27.508	18	1	4:45.671	3:05.444	1:10.815	29.412
9	1	2:17.936	41.423	1:06.410	30.103	19	1	2:21.525	43.000	1:08.586	29.939
10	1	2:28.193	43.517	1:08.321		20	1	2:34.340	42.384	1:15.446	

74 Laura KRAIHAMER (AUT) Cedric FREIBURGHaus (KTM X-Bow GT4) Theoretische Bestzeit: 2:15.174

Lap	D	Time	S1	S2	S3	Lap	D	Time	S1	S2	S3
1	1	4:34.721		1:13.891		9	2	2:21.676	42.024	1:05.546	34.106
2	1	3:44.193	2:08.934	1:07.100	28.159	10	2	2:20.895	42.100	1:10.135	28.660
3	1	2:16.248	42.304	1:05.886	28.058	11	2	2:17.964	41.939	1:07.703	28.322
4	1	2:17.855	41.973	1:07.985	27.897	12	2	2:19.303	44.622	1:06.624	28.057
5	1	2:16.820	42.950	1:06.005	27.865	13	2	2:20.227	41.840	1:05.465	
6	1	2:16.547	42.001	1:06.560	27.986	14	2	5:28.522	3:48.975	1:07.172	32.375
7	1	2:16.576	42.249	1:06.230	28.097	15	2	2:17.377	41.967	1:07.145	28.265
8	2	19:04.207	17:29	1:07.203	27.985	16	2	2:24.137	42.299	1:05.749	

75 Dario CERATI (ITA) Maurizio FONDI (Porsche 911 (997) GT4) Theoretische Bestzeit: 2:18.342

Lap	D	Time	S1	S2	S3	Lap	D	Time	S1	S2	S3
1	2	3:51.096		1:17.764	28.720	10	2	2:18.951	43.065	1:07.896	27.990
2	2	2:23.633	45.919	1:09.314	28.400	11	2	2:37.677	46.269	1:11.446	
3	2	2:21.077	43.179	1:08.922	28.976	12	2	19:11.378	17:32	1:10.298	28.876
4	2	2:18.947	43.022	1:08.021	27.904	13	2	2:20.693	43.590	1:08.459	28.644
5	2	2:19.453	43.758	1:07.741	27.954	14	2	2:21.754	43.536	1:09.624	28.594
6	2	2:18.725	42.867	1:07.928	27.930	15	2	2:21.632	44.110	1:08.608	28.914
7	2	2:18.969	43.117	1:07.682	28.170	16	2	2:21.987	43.101	1:10.136	28.750
8	2	2:18.725	42.756	1:07.949	28.020	17	2	2:22.151	44.036	1:09.568	28.547
9	2	2:39.707	50.566	1:20.301	28.840	18	2	2:22.464	44.290	1:09.301	28.873

76 Giuseppe GHEZZI (ITA) Alessandro GIOVANELLI (Porsche 911 (997) GT4 Theoretische Bestzeit: 2:13.977

Lap	D	Time	S1	S2	S3	Lap	D	Time	S1	S2	S3
1	1	3:09.891		1:14.061	29.674	7	2	4:34.221	3:00.544	1:06.096	27.581
2	1	2:19.515	43.325	1:08.187	28.003	8	2	2:14.604	41.811	1:05.251	27.535
3	1	2:17.393	42.438	1:07.196	27.759	9	2	2:15.146	41.400	1:06.203	27.543
4	1	2:18.434	42.275	1:08.208	27.951	10	2	2:15.194	41.949	1:05.504	27.741
5	1	2:15.458	41.930	1:06.010	27.518	11	2	2:14.907	41.738	1:05.850	27.319
6	1	2:23.842	42.321	1:06.915		12	2	2:15.142	41.676	1:06.129	27.337

77 Romy DALL'ANTONIA (ITA) Giuseppe FASCICOLO (Maserati GranTurismo MC GT4) Theoretische Bestzeit: 2:15.527


Lap	D	Time	S1	S2	S3	Lap	D	Time	S1	S2	S3
1	1	3:31.734		1:16.049	29.572	13	1	5:15.256	2:46.473	1:32.150	56.633
2	1	2:25.397	44.604	1:12.171	28.622	14	1	3:35.647	1:43.170	1:23.336	29.141
3	1	2:18.940	43.337	1:07.403	28.200	15	1	2:17.330	42.681	1:06.934	27.715
4	1	2:17.832	42.864	1:07.004	27.964	16	2	2:19.817	42.500	1:08.729	28.588
5	1	2:19.957	42.455	1:09.763	27.739	17	2	2:17.568	42.951	1:06.746	27.871
6	1	2:18.124	43.509	1:06.891	27.724	18	2	2:28.272	42.983	1:09.294	
7	1	2:17.020	42.362	1:06.919	27.739	19	2	5:58.441	4:18.684	1:10.391	29.366
8	1	2:17.274	42.005	1:07.321	27.948	20	2	2:16.499	42.409	1:06.435	27.655
9	1	2:20.952	42.619	1:10.193	28.140	21	2	2:15.656	41.889	1:06.288	27.479
10	1	2:18.397	42.341	1:08.188	27.868	22	2	2:15.768	41.984	1:06.151	27.625
11	1	2:17.799	42.176	1:07.648	27.975	23	2	2:40.961	42.090	1:10.423	
12	1	2:26.914	43.054	1:07.771							

FIA EUROPEAN TRUCK RACING CHAMPIONSHIP

Slovakia Ring, length 5922 m

15. - 16. July 2017

GT4 European Series Northern Cup



Lap Analysis Free Practice 2, 14.07.2017

80 Lukasz KRESKI (POL) Maciej MARCINKIEWICZ (Maserati GranTurismo MC GT4) Theoretische Bestzeit: 2:15.418

Lap	D	Time	S1	S2	S3	Lap	D	Time	S1	S2	S3
1	1	2:34.884		1:10.489	28.055	13	1	2:33.310	43.614	1:09.095	
2	1	2:18.523	43.237	1:07.425	27.861	14	2	7:17.902	5:39.222	1:10.853	27.827
3	1	2:16.617	42.549	1:06.281	27.787	15	2	2:16.174	41.886	1:06.389	27.899
4	1	2:21.536	42.809	1:10.572	28.155	16	2	2:16.636	42.515	1:06.309	27.812
5	1	2:17.226	42.447	1:06.995	27.784	17	2	2:30.570	45.005	1:08.434	
6	1	2:18.793	42.332	1:08.012	28.449	18	2	3:46.711	2:09.859	1:08.947	27.905
7	1	2:39.925	44.411	1:19.459		19	2	2:15.468	41.690	1:06.171	27.600
8	1	4:00.171	2:25.056	1:07.344	27.771	20	2	2:16.799	41.640	1:07.285	27.874
9	1	2:19.231	43.672	1:07.418	28.141	21	2	2:15.811	41.873	1:06.261	27.677
10	1	2:21.063	42.644	1:09.676	28.743	22	2	2:21.531	42.046	1:07.261	32.224
11	1	2:19.936	43.903	1:08.000	28.033	23	2	2:19.007	42.124	1:07.646	29.237
12	1	2:19.452	43.105	1:08.118	28.229						

88 Wolfgang RISCH (LIE) Coach MCKANSY (Porsche Cayman CS MR GT4) Theoretische Bestzeit: 2:16.357

Lap	D	Time	S1	S2	S3	Lap	D	Time	S1	S2	S3
1	1	3:54.542		1:13.752	28.997	13	2	3:49.392	1:31.312	1:49.656	28.424
2	1	2:21.607	43.898	1:09.412	28.297	14	2	2:18.646	42.520	1:07.847	28.279
3	1	2:18.939	42.466	1:08.613	27.860	15	2	2:22.770	43.478	1:11.130	28.162
4	1	2:21.453	42.305	1:07.331		16	2	2:18.012	42.164	1:07.938	27.910
5	1	4:26.074	2:40.579	1:15.705	29.790	17	2	2:19.997	42.159	1:09.627	28.211
6	1	2:18.527	41.930	1:08.727	27.870	18	2	2:18.681	42.637	1:07.831	28.213
7	1	2:16.515	41.718	1:06.967	27.830	19	2	2:17.405	42.114	1:07.440	27.851
8	1	2:18.776	42.262	1:08.490	28.024	20	2	2:17.717	42.130	1:07.561	28.026
9	1	2:17.312	41.947	1:07.604	27.761	21	2	2:18.821	42.197	1:08.841	27.783
10	1	2:16.471	41.747	1:07.052	27.672	22	2	2:19.287	41.938	1:09.154	28.195
11	1	2:25.096	43.431	1:08.981		23	2	2:19.022	42.068	1:08.363	28.591
12	2	4:13.933	2:18.792	1:09.448	45.693						

93 Manuela GOSTNER (ITA) (Maserati GranTurismo MC GT4) Theoretische Bestzeit: 2:16.396

Lap	D	Time	S1	S2	S3	Lap	D	Time	S1	S2	S3
1	2	3:39.825		1:17.193	30.139	12	2	2:57.959	42.825	1:09.986	1:05.148
2	2	2:28.761	46.232	1:13.388	29.141	13	2	3:59.639	1:58.268	1:32.671	28.700
3	2	2:23.599	45.755	1:09.582	28.262	14	2	2:21.481	43.585	1:09.522	28.374
4	2	2:19.033	42.700	1:08.128	28.205	15	2	2:20.294	42.999	1:08.829	28.466
5	2	2:17.756	42.518	1:07.202	28.036	16	2	2:20.137	42.655	1:09.280	28.202
6	2	2:16.941	42.528	1:06.811	27.595	17	2	2:40.727	43.462	1:13.054	
7	2	2:18.030	42.034	1:07.940	28.056	18	2	4:11.774	2:34.389	1:09.376	28.009
8	2	2:19.216	42.572	1:08.496	28.148	19	2	2:18.210	42.456	1:07.741	28.013
9	2	2:35.785	42.749	1:11.423		20	2	2:31.314	42.488	1:19.392	29.434
10	2	5:53.008	4:12.532	1:12.141	28.335	21	2	2:18.817	42.776	1:08.122	27.919
11	2	2:21.414	42.934	1:10.244	28.236	22	2	2:19.578	41.983	1:07.624	29.971

94 Achim MÖRTL (AUT) Eduard ANTON (KTM X-Bow GT4) Theoretische Bestzeit: 2:15.358


Lap	D	Time	S1	S2	S3	Lap	D	Time	S1	S2	S3
1	2	2:59.744		1:09.339	28.799	12	1	2:23.247	41.956	1:06.813	
2	2	2:16.763	42.582	1:06.296	27.885	13	2	8:28.009	6:50.937	1:08.531	28.541
3	2	2:22.979	42.426	1:08.689	31.864	14	2	2:17.802	42.833	1:06.801	28.168
4	2	2:17.924	42.280	1:07.163	28.481	15	2	2:16.998	42.259	1:06.233	28.506
5	2	2:18.386	42.353	1:07.255	28.778	16	2	2:17.930	42.512	1:07.025	28.393
6	2	2:26.031	42.551	1:08.506		17	2	2:17.527	42.394	1:06.946	28.187
7	1	4:48.637	3:13.787	1:06.645	28.205	18	2	2:23.878	42.189	1:06.383	
8	1	2:16.515	42.044	1:06.289	28.182	19	1	4:41.293	3:06.991	1:06.203	28.099
9	1	2:16.346	41.871	1:05.921	28.555	20	1	2:16.465	42.611	1:06.136	27.718
10	1	2:16.106	41.958	1:06.098	28.050	21	1	2:16.302	41.768	1:06.387	28.147
11	1	2:15.685	41.720	1:06.140	27.825	22	1	2:38.667	44.597	1:09.185	

FIA EUROPEAN TRUCK RACING CHAMPIONSHIP

Slovakia Ring, length 5922 m

15. - 16. July 2017

GT4 European Series Northern Cup



Lap Analysis Free Practice 2, 14.07.2017

99 Wojciech LOPALLO (POL) Lukasz ZIELSKI (Maserati GranTurismo MC G Theoretische Bestzeit: 2:20.976

Lap	D	Time	S1	S2	S3	Lap	D	Time	S1	S2	S3
1	2	3:12.916		1:20.787	30.366	13	2	6:13.535	3:17.887	1:51.827	
2	2	2:31.570	44.121	1:18.141	29.308	14	2	3:28.273	1:49.830	1:09.449	28.994
3	2	2:22.855	43.906	1:10.522	28.427	15	2	2:24.551	44.375	1:11.183	28.993
4	2	2:23.551	43.875	1:10.850	28.826	16	2	2:22.675	43.584	1:10.441	28.650
5	2	2:25.353	44.150	1:12.164	29.039	17	2	2:22.756	43.842	1:10.290	28.624
6	2	2:23.594	43.971	1:10.943	28.680	18	2	2:22.820	44.039	1:09.692	29.089
7	2	2:23.839	43.653	1:11.466	28.720	19	2	2:24.636	44.309	1:11.160	29.167
8	2	2:23.959	44.450	1:10.572	28.937	20	2	2:25.384	44.097	1:11.976	29.311
9	2	2:23.461	43.782	1:10.986	28.693	21	2	2:24.882	44.940	1:11.248	28.694
10	2	2:21.611	43.254	1:09.410	28.947	22	2	2:23.696	44.276	1:10.458	28.962
11	2	2:31.258	43.271	1:19.448	28.539	23	2	2:25.240	44.583	1:11.072	29.585
12	2	2:30.229	43.139	1:10.878							

111 Gabriele PIANA (ITA) Razvan UMBRESCU (Porsche Cayman CS MR G Theoretische Bestzeit: 2:13.547

Lap	D	Time	S1	S2	S3	Lap	D	Time	S1	S2	S3
1	1	2:55.759		1:07.544	27.872	12	2	2:16.967	42.056	1:06.616	28.295
2	1	2:14.939	42.045	1:04.690	28.204	13	2	3:17.337	42.241	1:28.354	
3	1	2:16.715	43.662	1:05.200	27.853	14	2	4:53.288	3:15.536	1:08.616	29.136
4	1	2:19.668	41.381	1:06.193		15	2	2:17.307	42.257	1:06.967	28.083
5	1	3:54.002	2:19.426	1:06.987	27.589	16	2	2:17.012	41.711	1:07.053	28.248
6	1	2:14.434	41.585	1:05.270	27.579	17	2	2:19.577	43.564	1:07.928	28.085
7	1	2:15.345	41.297	1:05.258	28.790	18	2	2:19.087	43.482	1:07.492	28.113
8	1	2:15.534	42.605	1:05.369	27.560	19	2	2:17.042	42.094	1:07.033	27.915
9	1	2:15.069	41.318	1:05.918	27.833	20	2	2:16.848	41.808	1:07.179	27.861
10	1	2:25.055	41.387	1:06.861		21	2	2:16.457	41.764	1:06.701	27.992
11	2	3:58.663	2:23.081	1:07.425	28.157	22	2	2:21.220	42.656	1:06.671	

112 Pavel LEFTEROV (BGR) John-Louis JASPER (Porsche Cayman CS MR G Theoretische Bestzeit: 2:14.044

Lap	D	Time	S1	S2	S3	Lap	D	Time	S1	S2	S3
1	2	3:05.516		1:14.194	28.757	13	2	3:48.817	41.468	1:56.448	
2	2	2:22.507	43.250	1:11.227	28.030	14	1	5:59.891	4:25.467	1:06.649	27.775
3	2	2:18.063	42.724	1:07.473	27.866	15	1	2:14.296	41.026	1:05.598	27.672
4	2	2:23.991	42.630	1:08.006		16	1	2:15.229	41.411	1:06.000	27.818
5	2	3:55.514	2:20.251	1:07.355	27.908	17	1	2:16.351	42.330	1:06.337	27.684
6	2	2:17.221	42.728	1:06.519	27.974	18	1	2:15.800	42.305	1:05.579	27.916
7	2	2:18.441	42.679	1:07.631	28.131	19	1	2:24.089	41.843	1:14.362	27.884
8	2	2:17.420	42.381	1:06.955	28.084	20	1	2:14.459	41.276	1:05.340	27.837
9	2	2:18.895	42.710	1:07.733	28.452	21	1	2:14.688	41.308	1:05.555	27.825
10	2	2:17.334	42.600	1:06.806	27.928	22	1	2:17.322	41.458	1:05.569	30.295
11	2	2:27.422	42.634	1:08.940		23	1	2:45.708	42.521	1:13.034	
12	2	3:56.395	2:22.587	1:05.959	27.849						