


# 32. INT. ADAC TRUCK-GRAND-PRIX

Nürburgring, length 3618 m

30. June - 02. July 2017

Spezial Tourenwagen Trophy (STT)



## Lap Analysis Qualifying for Race 2, 01.07.2017

**DMSB** -Reg.No.: 145-2017

### 1 Jürgen Bender , Chevrolet Corvette / DEU

Theoretische Bestzeit: 1:41.70

Lap	Time	S1	S2	S3	Lap	Time	S1	S2	S3
1	1:49.036		27.436	23.896	7	1:53.219	52.847	27.218	
2	1:43.440	52.929	26.854	23.657	8	3:47.696	2:56.303	27.523	23.870
3	1:43.447	53.146	26.768	23.533	9	<b>1:42.175</b>	52.503	<b>26.269</b>	23.403
4	1:44.026	53.363	26.502	24.161	10	1:42.327	52.623	26.470	<b>23.234</b>
5	1:43.889	<b>52.204</b>	28.019	23.666	11	1:42.683	52.668	26.609	23.406
6	1:43.775	53.120	27.348	23.307	12	1:42.899	52.471	26.651	23.777

### 2 Ulrich Becker , Porsche 997 GT3 R / DEU

Theoretische Bestzeit: 1:39.79

Lap	Time	S1	S2	S3	Lap	Time	S1	S2	S3
1	1:40.624		25.972	22.881	7	1:40.389	<b>51.589</b>	26.041	22.759
2	2:05.184	52.306	49.168	23.710	8	1:40.097	51.704	25.858	22.535
3	1:40.244	51.934	25.770	22.540	9	<b>1:40.068</b>	51.864	<b>25.718</b>	<b>22.486</b>
4	1:41.438	52.484	25.976	22.978	10	1:42.215	52.440	26.663	23.112
5	1:44.355	54.157	26.183	24.015	11	1:54.904	51.735	29.256	
6	1:42.570	52.322	27.183	23.065					

### 6 Jürgen Alzen , Ford GT / DEU

Theoretische Bestzeit: 1:36.06

Lap	Time	S1	S2	S3	Lap	Time	S1	S2	S3
1	1:41.116		25.559	23.164	8	1:37.530	50.011	<b>24.851</b>	22.668
2	1:39.484	51.568	25.472	22.444	9	1:37.499	50.701	24.951	21.847
3	1:43.866	54.476	26.143	23.247	10	1:37.329	49.791	25.090	22.448
4	1:50.097	51.790	26.494		11	1:37.118	50.180	25.197	<b>21.741</b>
5	3:08.342	2:20.615	25.160	22.567	12	1:39.415	50.314	26.084	23.017
6	1:36.800	<b>49.471</b>	25.177	22.152	13	<b>1:36.719</b>	50.068	24.894	21.757
7	1:37.592	50.156	25.047	22.389					

### 7 Michael Bäder , BMW E46 V8 Kompr. / DEU

Theoretische Bestzeit: 1:42.34

Lap	Time	S1	S2	S3	Lap	Time	S1	S2	S3
1	1:53.042		28.050	24.829	7	1:44.819	54.334	26.911	23.574
2	1:44.950	54.771	26.429	23.750	8	1:43.537	53.122	26.912	<b>23.503</b>
3	1:45.225	53.566	27.130	24.529	9	1:43.148	<b>52.812</b>	26.220	24.116
4	1:46.997	53.265	26.825	26.907	10	<b>1:43.027</b>	53.203	<b>26.027</b>	23.797
5	2:02.349	54.908	27.020		11	1:54.358	52.999	27.753	
6	5:50.742	5:00.564	26.470	23.708					

### 8 "Anay Lorenzo" , Lamborghini Huracan GT3 / CHE

Theoretische Bestzeit: 1:49.44

Lap	Time	S1	S2	S3	Lap	Time	S1	S2	S3
1	2:18.920		30.123	26.338	6	<b>1:50.045</b>	<b>55.942</b>	29.233	24.870
2	1:57.974	59.313	31.684	26.977	7	1:50.877	57.067	<b>28.817</b>	24.993
3	2:17.162	1:13.686	29.982		8	1:51.103	57.453	28.961	<b>24.689</b>
4	3:47.246	2:51.919	29.664	25.663	9	2:05.084	59.909	29.724	
5	2:06.751	1:11.281	29.651	25.819					

### 9 Andreas Schmidt , Audi R8 LMS Ultra / DEU

Theoretische Bestzeit: 1:44.35

Lap	Time	S1	S2	S3	Lap	Time	S1	S2	S3
1	1:51.251		28.639	25.204	8	1:47.346	54.735	28.197	24.414
2	1:49.162	54.444	28.379	26.339	9	<b>1:44.657</b>	53.585	<b>27.135</b>	<b>23.937</b>
3	1:47.725	54.883	27.921	24.921	10	1:45.254	<b>53.278</b>	27.388	24.588
4	1:47.851	54.224	28.375	25.252	11	1:47.198	54.220	27.682	25.296
5	1:48.690	55.095	28.462	25.133	12	1:45.447	53.501	27.884	24.062
6	1:46.373	54.115	27.974	24.284	13	1:47.238	54.210	28.358	24.670
7	1:46.031	53.508	27.783	24.740					

### 10 Berthold Gruhn , Audi R8 LMS Ultra / DEU

Theoretische Bestzeit: 1:46.78


Lap	Time	S1	S2	S3	Lap	Time	S1	S2	S3
1	1:54.066		29.373	25.585	8	1:49.521	56.845	28.223	24.453
2	1:55.434	59.440	30.002	25.992	9	1:51.786	57.190	29.599	24.997
3	1:58.103	1:01.424	30.308	26.371	10	1:47.909	<b>54.662</b>	28.321	24.926

# 32. INT. ADAC TRUCK-GRAND-PRIX

Nürburgring, length 3618 m

30. June - 02. July 2017

Spezial Tourenwagen Trophy (STT)



## Lap Analysis Qualifying for Race 2, 01.07.2017

**DMSB** -Reg.No.: 145-2017

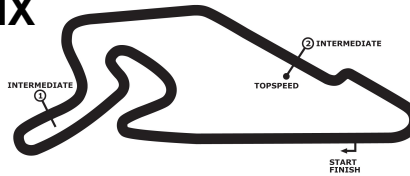
Lap	Time	S1	S2	S3	Lap	Time	S1	S2	S3
4	1:55.756	59.285	28.988	27.483	11	1:48.794	56.490	<b>28.082</b>	24.222
5	1:53.098	57.101	29.103	26.894	12	1:49.710	56.294	28.650	24.766
6	1:50.722	56.917	28.592	25.213	13	<b>1:47.481</b>	55.093	28.347	<b>24.041</b>
7	1:50.378	55.291	29.245	25.842					

# 32. INT. ADAC TRUCK-GRAND-PRIX

Nürburgring, length 3618 m

30. June - 02. July 2017

Spezial Tourenwagen Trophy (STT)



## Lap Analysis Qualifying for Race 2, 01.07.2017

**DMSB** -Reg.No.: 145-2017

### 11 Johannes Kreuer , Donkervoort D8R / DEU

Theoretische Bestzeit: 1:54.50

Lap	Time	S1	S2	S3	Lap	Time	S1	S2	S3
1	2:06.027		32.214	32.316	6	3:34.312	2:35.505	32.577	26.230
2	2:02.762	1:05.658	30.660	26.444	7	2:01.180	1:02.347	32.764	<b>26.069</b>
3	2:00.071	<b>59.065</b>	32.498	28.508	8	2:45.733	59.368	<b>29.371</b>	
4	<b>1:55.898</b>	59.871	29.628	26.399	9	2:19.226	1:20.966	30.591	27.669
5	2:07.114	59.954	29.687		10	1:56.462	59.548	30.032	26.882

### 13 Timo Scheibner , BMW Z4 GT3 / DEU

Theoretische Bestzeit: 1:45.37

Lap	Time	S1	S2	S3	Lap	Time	S1	S2	S3
1	1:48.743		28.225	24.731	5	1:47.477	54.330	28.395	24.752
2	1:48.872	56.522	27.536	24.814	6	<b>1:45.461</b>	54.258	<b>27.250</b>	<b>23.953</b>
3	1:46.914	55.173	27.407	24.334	7	1:50.267	<b>54.176</b>	30.077	26.014
4	1:47.552	54.364	27.882	25.306	8	1:58.977	57.767	28.606	

### 17 Joachim Duscher , Audi TT RS / DEU

Theoretische Bestzeit: 1:54.97

Lap	Time	S1	S2	S3	Lap	Time	S1	S2	S3
1	2:00.625		31.203	27.557	3	2:01.293	1:01.196	32.941	27.156
2	<b>1:54.970</b>	<b>58.489</b>	<b>29.799</b>	<b>26.682</b>	4	3:05.698	1:18.120	51.946	

### 18 Ludwig Fetz , Audi TT RS / DEU

Theoretische Bestzeit: 2:07.45

Lap	Time	S1	S2	S3	Lap	Time	S1	S2	S3
1	2:08.927		<b>32.231</b>	<b>28.813</b>	2	2:18.403	<b>1:06.405</b>	32.523	

### 20 Mario Hirsch , Mercedes SLS AMG GT3 / DEU

Theoretische Bestzeit: 1:38.45

Lap	Time	S1	S2	S3	Lap	Time	S1	S2	S3
1	1:40.563		25.757	22.799	8	1:47.281	51.019	27.149	
2	1:39.879	51.279	25.699	22.901	9	3:19.148	2:29.585	26.263	23.300
3	1:41.938	51.858	25.598	24.482	10	1:39.366	51.587	<b>25.460</b>	<b>22.319</b>
4	1:42.088	51.291	27.290	23.507	11	<b>1:39.042</b>	<b>50.672</b>	25.649	22.721
5	1:39.643	51.305	25.563	22.775	12	1:41.563	50.967	27.684	22.912
6	1:39.120	51.004	25.515	22.601	13	1:39.715	51.323	25.611	22.781
7	1:40.461	51.425	25.672	23.364					

### 29 Jörgen Hansen , Porsche 997 4,3 / DNK

Theoretische Bestzeit: 1:45.51

Lap	Time	S1	S2	S3	Lap	Time	S1	S2	S3
1	1:52.596		28.619	25.474	8	1:48.654	55.712	28.544	<b>24.398</b>
2	1:55.355	59.919	29.549	25.887	9	1:47.731	54.877	27.974	24.880
3	1:48.855	56.575	27.493	24.787	10	1:47.555	54.743	28.300	24.512
4	2:19.183	54.242	28.140	56.801	11	1:48.624	55.244	28.493	24.887
5	1:47.823	54.957	28.074	24.792	12	1:46.869	55.017	<b>27.357</b>	24.495
6	1:47.804	55.469	27.664	24.671	13	1:47.910	55.301	27.905	24.704
7	<b>1:45.664</b>	<b>53.764</b>	27.475	24.425					

### 30 Josef Klüber , Mercedes GT AMG / DEU

Theoretische Bestzeit: 1:41.02

Lap	Time	S1	S2	S3	Lap	Time	S1	S2	S3
1	1:47.421		28.201	24.093	8	1:43.041	52.954	26.460	23.627
2	1:43.023	52.864	26.516	23.643	9	1:44.459	53.402	27.051	24.006
3	1:44.143	53.335	26.371	24.437	10	1:45.559	54.955	27.455	23.149
4	2:00.056	54.239	27.623		11	1:42.444	52.586	26.084	23.774
5	2:34.690	1:43.171	27.745	23.774	12	1:41.675	52.109	<b>26.018</b>	23.548
6	<b>1:41.485</b>	<b>52.005</b>	26.128	23.352	13	1:59.150	52.516	27.628	
7	1:41.991	52.899	26.087	<b>23.005</b>					

### 33 Andreas Sczepansky , Porsche 991 GT3 Cup / DEU

Theoretische Bestzeit: 1:40.39


Lap	Time	S1	S2	S3	Lap	Time	S1	S2	S3
1	1:45.838		26.917	23.668	8	1:52.889	51.777	37.641	23.471
2	1:43.585	52.393	26.647	24.545	9	1:41.854	52.598	26.279	22.977
3	1:47.121	55.779	27.494	23.848	10	1:42.391	<b>51.624</b>	26.479	24.288

# 32. INT. ADAC TRUCK-GRAND-PRIX

Nürburgring, length 3618 m

30. June - 02. July 2017

Spezial Tourenwagen Trophy (STT)



## Lap Analysis Qualifying for Race 2, 01.07.2017

**DMSB** -Reg.No.: 145-2017

Lap	Time	S1	S2	S3	Lap	Time	S1	S2	S3
4	1:46.660	54.220	27.781	24.659	11	1:42.008	52.219	26.759	23.030
5	1:43.519	52.535	26.803	24.181	12	1:42.515	52.428	27.012	23.075
6	1:42.755	52.447	26.885	23.423	13	<b>1:40.803</b>	52.033	<b>25.901</b>	<b>22.869</b>
7	1:44.067	53.966	26.504	23.597					

**35 Rudolf Brandl , Audi TT RS / DEU**

**Theoretische Bestzeit: 2:11.24**

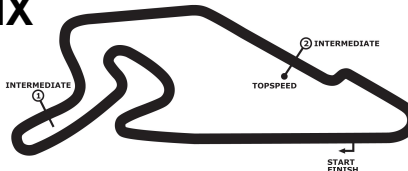
Lap	Time	S1	S2	S3	Lap	Time	S1	S2	S3
1	1:54.958		<b>28.330</b>	<b>26.159</b>	2	2:41.821	<b>1:16.751</b>	41.603	

# 32. INT. ADAC TRUCK-GRAND-PRIX

Nürburgring, length 3618 m

30. June - 02. July 2017

Spezial Tourenwagen Trophy (STT)



## Lap Analysis Qualifying for Race 2, 01.07.2017

**DMSB** -Reg.No.: 145-2017

### 36 Oliver Engelhardt , Lamborghini Huracan GT3 / DEU Theoretische Bestzeit: 1:44.35

Lap	Time	S1	S2	S3	Lap	Time	S1	S2	S3
1	1:53.896		28.373	25.656	8	1:46.253	54.632	27.468	24.153
2	1:50.936	57.700	28.111	25.125	9	1:47.354	55.380	27.611	24.363
3	1:51.202	57.256	28.401	25.545	10	<b>1:44.780</b>	54.204	<b>26.605</b>	23.971
4	1:50.069	57.065	27.793	25.211	11	1:45.598	54.655	26.987	23.956
5	1:48.804	55.642	27.920	25.242	12	1:48.077	55.913	27.762	24.402
6	1:46.233	54.873	27.048	24.312	13	1:45.287	<b>53.849</b>	27.541	<b>23.897</b>
7	1:48.798	54.875	27.139	26.784					

### 42 Jorma Vanhanen , Porsche 911 GT3 WRS / FIN Theoretische Bestzeit: 1:41.36

Lap	Time	S1	S2	S3	Lap	Time	S1	S2	S3
1	1:46.618		27.249	24.309	6	1:52.967	54.515	27.357	
2	1:45.753	53.498	28.140	24.115	7	4:22.134	3:29.716	28.354	24.064
3	1:53.850	57.208	32.044	24.598	8	1:44.756	54.954	26.475	23.327
4	1:44.625	53.005	27.057	24.563	9	<b>1:41.361</b>	<b>52.317</b>	<b>25.993</b>	<b>23.051</b>
5	1:43.757	52.971	27.043	23.743	10	1:57.895	52.856	26.164	

### 70 Oscar Tunjo , Mercedes GT AMG / COL Theoretische Bestzeit: 1:36.42

Lap	Time	S1	S2	S3	Lap	Time	S1	S2	S3
1	1:37.384		24.885	21.917	7	1:40.263	<b>49.841</b>	26.729	23.693
2	1:38.668	50.348	26.299	22.021	8	1:39.757	50.440	27.151	22.166
3	1:38.619	50.572	25.447	22.600	9	1:38.580	50.793	25.762	22.025
4	1:41.262	53.770	25.438	22.054	10	<b>1:36.900</b>	50.314	<b>24.881</b>	<b>21.705</b>
5	1:47.590	51.560	26.689		11	1:45.427	52.537	27.020	25.870
6	7:06.705	6:19.358	25.527	21.820					

### 88 Christian Ladurner , V8 STAR Audi RS6 / DEU Theoretische Bestzeit: 1:45.56

Lap	Time	S1	S2	S3	Lap	Time	S1	S2	S3
1	1:51.832		28.518	25.317	8	1:48.632	55.320	28.250	25.062
2	1:49.351	56.070	28.188	25.093	9	1:48.988	56.687	28.183	24.118
3	1:47.983	55.914	27.834	24.235	10	1:47.803	55.166	28.543	24.094
4	1:51.708	56.324	30.216	25.168	11	1:47.713	55.756	27.807	24.150
5	1:49.136	55.903	28.411	24.822	12	1:48.258	56.479	27.898	<b>23.881</b>
6	1:47.709	55.217	28.118	24.374	13	<b>1:45.935</b>	54.852	<b>27.195</b>	23.888
7	1:46.879	<b>54.491</b>	28.269	24.119					

### 103 Jürgen Gerspacher , Seat Leon MK II / DEU Theoretische Bestzeit: 1:49.08

Lap	Time	S1	S2	S3	Lap	Time	S1	S2	S3
1	2:07.956		29.912		3	<b>1:49.440</b>	<b>56.009</b>	28.685	24.746
2	10:25.731	9:32.651	<b>28.334</b>	<b>24.746</b>	4	2:11.912	56.584	36.521	

### 104 Daniel Haager , Audi A3 Turbo / DEU Theoretische Bestzeit: 1:44.39

Lap	Time	S1	S2	S3	Lap	Time	S1	S2	S3
1	1:49.537		28.693	24.632	8	1:45.524	54.189	27.803	23.532
2	1:47.945	55.829	27.697	24.419	9	<b>1:44.525</b>	<b>53.835</b>	<b>27.451</b>	23.239
3	1:46.978	54.842	28.430	23.706	10	1:47.934	55.259	28.630	24.045
4	1:46.143	55.070	27.768	23.305	11	1:45.949	53.882	27.743	24.324
5	1:48.581	55.284	27.942	25.355	12	1:45.556	54.848	27.602	<b>23.106</b>
6	1:46.199	54.174	28.207	23.818	13	1:45.938	54.052	27.472	24.414
7	1:47.949	54.451	28.534	24.964					

### 108 René Kircher , VW Scirocco / DEU Theoretische Bestzeit: 1:48.51


Lap	Time	S1	S2	S3	Lap	Time	S1	S2	S3
1	1:50.972		28.526	24.539	8	1:49.757	56.915	28.498	24.344
2	1:52.154	57.457	29.569	25.128	9	1:49.855	57.222	28.324	24.309
3	1:54.537	59.235	30.233	25.069	10	1:49.904	57.153	28.332	24.419
4	1:50.426	57.513	28.361	24.552	11	1:52.064	56.746	29.436	25.882
5	1:51.343	57.718	28.491	25.134	12	<b>1:48.833</b>	56.334	<b>28.215</b>	24.284
6	1:49.554	56.971	28.241	24.342	13	1:49.263	<b>56.152</b>	28.968	<b>24.143</b>

# 32. INT. ADAC TRUCK-GRAND-PRIX

Nürburgring, length 3618 m

30. June - 02. July 2017

Spezial Tourenwagen Trophy (STT)



## Lap Analysis Qualifying for Race 2, 01.07.2017

**DMSB**

-Reg.No.: 145-2017

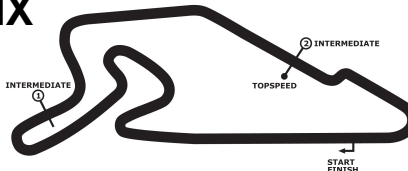
Lap	Time	S1	S2	S3	Lap	Time	S1	S2	S3
7	1:53.456	57.021	28.448	27.987					

# 32. INT. ADAC TRUCK-GRAND-PRIX

Nürburgring, length 3618 m

30. June - 02. July 2017

Spezial Tourenwagen Trophy (STT)



## Lap Analysis Qualifying for Race 2, 01.07.2017

**DMSB** -Reg.No.: 145-2017

### 110 René Freisberg , Seat MK III / DEU

Theoretische Bestzeit: 1:45.65

Lap	Time	S1	S2	S3	Lap	Time	S1	S2	S3
1	1:46.414		27.421	<b>23.672</b>	8	1:46.899	55.209	27.623	24.067
2	1:46.442	55.265	27.448	23.729	9	1:46.863	55.326	27.655	23.882
3	<b>1:45.821</b>	<b>54.680</b>	<b>27.301</b>	23.840	10	1:47.138	55.579	27.489	24.070
4	1:46.460	54.917	27.541	24.002	11	1:48.739	55.540	27.597	25.602
5	2:07.331	55.586	38.545	33.200	12	1:47.310	55.124	27.866	24.320
6	1:47.008	55.381	27.384	24.243	13	1:47.603	55.801	27.771	24.031
7	1:46.844	55.449	27.346	24.049					

### 120 Erik Bänecke , Seat Leon MK II / DEU

Theoretische Bestzeit: 1:48.77

Lap	Time	S1	S2	S3	Lap	Time	S1	S2	S3
1	1:54.678		29.402	25.544	6	2:05.742	59.783	30.131	
2	1:51.069	56.668	29.622	24.779	7	5:22.843	4:29.566	28.670	<b>24.607</b>
3	1:50.996	56.271	29.825	24.900	8	<b>1:49.530</b>	<b>55.668</b>	<b>28.499</b>	25.363
4	1:51.357	57.003	29.144	25.210	9	1:49.995	56.205	29.014	24.776
5	1:49.888	56.174	28.792	24.922	10	2:08.292	1:02.889	29.040	

### 122 Michelle Halder , Seat Leon MK III / DEU

Theoretische Bestzeit: 1:45.30

Lap	Time	S1	S2	S3	Lap	Time	S1	S2	S3
1	1:53.870		30.036	25.188	7	<b>1:45.483</b>	<b>54.051</b>	27.544	23.888
2	1:48.634	56.429	27.876	24.329	8	1:46.786	54.572	27.582	24.632
3	1:47.797	55.419	28.131	24.247	9	1:58.977	57.243	29.645	
4	1:46.675	55.418	27.480	<b>23.777</b>	10	4:20.479	3:26.157	29.709	24.613
5	1:45.777	54.496	<b>27.474</b>	23.807	11	1:48.594	56.067	28.213	24.314
6	1:46.830	55.019	27.780	24.031					

### 123 Ronny Reinsberger , Ford Fiesta ST / DEU

Theoretische Bestzeit: 2:01.02

Lap	Time	S1	S2	S3	Lap	Time	S1	S2	S3
1	2:12.914		35.480	28.436	6	2:01.425	<b>1:02.176</b>	31.766	27.483
2	2:16.545	1:04.958	33.497		7	<b>2:01.369</b>	1:02.517	<b>31.640</b>	<b>27.212</b>
3	3:28.607	2:28.357	32.190	28.060	8	2:03.334	1:02.187	33.416	27.731
4	2:04.603	1:03.623	32.238	28.742	9	2:02.136	1:02.671	32.007	27.458
5	2:03.652	1:02.877	32.057	28.718	10	2:03.043	1:03.960	31.765	27.318

### 130 Ralf Glatzel , Ford Fiesta ST / DEU

Theoretische Bestzeit: 1:52.29

Lap	Time	S1	S2	S3	Lap	Time	S1	S2	S3
1	2:00.608		31.933	27.214	7	1:52.800	57.743	29.672	25.385
2	1:55.441	58.723	29.890	26.828	8	1:54.065	57.888	29.577	26.600
3	1:53.140	58.435	<b>29.334</b>	25.371	9	<b>1:52.695</b>	<b>57.635</b>	29.641	25.419
4	1:52.772	58.060	29.384	<b>25.328</b>	10	1:54.544	58.146	30.576	25.822
5	1:59.514	58.232	30.345		11	1:53.597	58.470	29.749	25.378
6	3:44.287	2:49.118	29.829	25.340					

### 131 Justin Häußermann , VW Scirocco / DEU

Theoretische Bestzeit: 1:46.84

Lap	Time	S1	S2	S3	Lap	Time	S1	S2	S3
1	1:49.083		27.984	24.747	7	1:58.372	55.733	28.608	
2	1:49.117	56.573	<b>27.799</b>	24.745	8	2:47.022	1:54.283	28.308	24.431
3	1:48.424	56.061	28.020	24.343	9	<b>1:47.272</b>	55.370	27.907	23.995
4	1:48.200	55.750	28.226	24.224	10	1:47.683	55.430	28.006	24.247
5	1:58.203	55.836	37.287	25.080	11	1:47.372	55.292	28.231	<b>23.849</b>
6	1:47.324	<b>55.197</b>	28.051	24.076	12	1:53.989	1:00.022	29.895	24.072

### 132 Niklas Kry , VW Scirocco / DEU

Theoretische Bestzeit: 1:47.67


Lap	Time	S1	S2	S3	Lap	Time	S1	S2	S3
1	1:50.613		28.364	25.310	7	1:51.078	57.753	28.422	24.903
2	1:50.101	55.892	28.188	26.021	8	<b>1:48.514</b>	55.884	28.158	24.472
3	1:49.192	<b>55.326</b>	28.389	25.477	9	2:00.284	56.703	28.260	
4	1:48.977	56.484	<b>27.928</b>	24.565	10	3:21.765	2:29.047	28.298	<b>24.420</b>
5	1:49.472	56.446	28.148	24.878	11	1:49.115	56.154	28.533	24.428

# 32. INT. ADAC TRUCK-GRAND-PRIX

Nürburgring, length 3618 m

30. June - 02. July 2017

Spezial Tourenwagen Trophy (STT)



## Lap Analysis Qualifying for Race 2, 01.07.2017

**DMSB**

-Reg.No.: 145-2017

Lap	Time	S1	S2	S3	Lap	Time	S1	S2	S3
6	1:49.445	55.929	28.517	24.999	12	2:07.742	56.610	31.659	




# 32. INT. ADAC TRUCK-GRAND-PRIX

Nürburgring, length 3618 m

30. June - 02. July 2017

Spezial Tourenwagen Trophy (STT)



## Lap Analysis Qualifying for Race 2, 01.07.2017

**DMSB** -Reg.No.: 145-2017

### 133 Victoria Froß , Mini JWC Challenge / DEU

Theoretische Bestzeit: 1:51.39

Lap	Time	S1	S2	S3	Lap	Time	S1	S2	S3
1	2:02.867		30.445	25.573	7	<b>1:51.701</b>	57.562	29.218	24.921
2	1:53.340	58.307	29.719	25.314	8	1:52.280	58.008	29.353	<b>24.919</b>
3	1:53.380	57.524	30.129	25.727	9	1:52.640	58.468	<b>29.067</b>	25.105
4	1:55.265	1:00.612	29.118	25.535	10	1:53.029	57.898	29.366	25.765
5	1:52.310	<b>57.410</b>	29.306	25.594	11	1:52.488	58.182	29.229	25.077
6	1:52.247	57.932	29.128	25.187	12	1:53.665	57.910	29.517	26.238

### 141 Marcel Fugel , Mini JWC Challenge / DEU

Theoretische Bestzeit: 1:50.27

Lap	Time	S1	S2	S3	Lap	Time	S1	S2	S3
1	2:01.380		32.718	25.797	7	1:51.377	56.725	29.201	25.451
2	1:51.999	57.570	29.578	24.851	8	1:51.130	<b>56.344</b>	<b>29.109</b>	25.677
3	1:52.060	57.182	29.534	25.344	9	1:51.820	56.674	30.013	25.133
4	1:52.908	57.286	30.775	24.847	10	<b>1:50.640</b>	56.453	29.246	24.941
5	1:51.731	56.989	29.867	24.875	11	1:51.305	56.664	29.714	24.927
6	1:50.705	56.635	29.248	<b>24.822</b>	12	1:51.641	56.860	29.273	25.508

### 147 Matthias Dreher , Mitsubishi Lancer EVO / DEU

Theoretische Bestzeit: 2:02.70

Lap	Time	S1	S2	S3	Lap	Time	S1	S2	S3
1	2:10.858		34.595	28.522	6	2:08.527	1:08.005	<b>32.405</b>	28.117
2	2:04.986	1:03.545	32.945	28.496	7	2:06.023	1:03.318	32.405	30.300
3	2:07.377	1:02.661	33.863	30.853	8	<b>2:03.638</b>	<b>1:02.451</b>	33.264	27.916
4	2:18.952	1:04.609	34.829		9	2:20.985	1:06.012	34.007	
5	5:33.093	4:32.453	32.799	<b>27.841</b>					

### 182 Steffen Schwan , Ford Fiesta ST / DEU

Theoretische Bestzeit: 2:10.85

Lap	Time	S1	S2	S3	Lap	Time	S1	S2	S3
1	2:24.927		36.628	33.956	6	2:35.725	1:13.524	39.141	
2	2:30.343	1:17.652	39.393	33.298	7	4:07.326	2:56.004	39.229	32.093
3	2:28.524	1:19.296	38.006	31.222	8	2:14.049	1:08.249	35.046	30.754
4	2:15.627	1:08.793	35.662	31.172	9	2:15.048	1:07.944	36.339	30.765
5	<b>2:10.851</b>	<b>1:07.431</b>	<b>34.066</b>	<b>29.346</b>					