


32. INT. ADAC TRUCK-GRAND-PRIX

Nürburgring, length 3618 m

30. June - 02. July 2017

Spezial Tourenwagen Trophy (STT)



Lap Analysis Qualifying for Race 1, 30.06.2017

DMSB -Reg.No.: 145-2017

1 Jürgen Bender , Chevrolet Corvette / DEU					Theoretische Bestzeit: 1:26.63				
Lap	Time	S1	S2	S3	Lap	Time	S1	S2	S3
1	1:28.632		23.241	19.841	9	1:34.647			
2	1:27.699	44.859	23.108	19.732	10	1:26.944			
3	1:34.251	46.365	27.523	20.363	11	1:26.617			
4	1:26.855	44.441	22.578	19.836	12	1:28.744			
5	1:59.995	44.325	32.304		13	1:30.330			
6	7:26.021				14	1:27.401			19.744
7	1:32.076				15	1:53.824	55.429	25.471	
8	1:26.742								

2 Ulrich Becker , Porsche 997 GT3 R / DEU					Theoretische Bestzeit: 1:26.30				
Lap	Time	S1	S2	S3	Lap	Time	S1	S2	S3
1	1:31.256		23.449	20.267	7	1:26.808	45.042	22.314	19.452
2	1:33.835	47.624	25.353	20.858	8	1:38.883	46.584	24.393	
3	1:38.706	46.253	23.392		9	2:59.015	2:08.951	28.985	21.079
4	9:37.233	8:50.957	24.205	22.071	10	1:28.436	44.965	22.440	21.031
5	1:27.883	45.398	22.784	19.701	11	1:38.047	44.760	22.662	
6	1:26.580	44.777	22.577	19.226					

6 Jürgen Alzen , Ford GT / DEU					Theoretische Bestzeit: 1:25.02				
Lap	Time	S1	S2	S3	Lap	Time	S1	S2	S3
1	1:26.062		22.204	19.164	6	1:26.928	45.096	22.549	19.283
2	1:28.386	45.535	22.651	20.200	7	1:25.638	44.457	22.421	18.760
3	1:28.274	45.650	23.327	19.297	8	1:25.050	44.219	22.047	18.784
4	1:43.440	49.285	25.105		9	1:41.020	50.540	22.876	
5	12:38.586	11:55	22.404	20.325					

7 Michael Bäder , BMW E46 V8 Kompr. / DEU					Theoretische Bestzeit: 1:28.30				
Lap	Time	S1	S2	S3	Lap	Time	S1	S2	S3
1	1:31.153		23.067	22.288	5	2:00.044	46.117	33.532	
2	1:32.309	46.681	24.918	20.710	6	17:39.200	16:56	22.867	20.279
3	1:36.697	47.079	28.244	21.374	7	1:28.372	45.368	22.778	20.226
4	1:28.941	45.303	23.181	20.457	8	1:55.237	55.723	27.586	

8 "Anay Lorenzo" , Lamborghini Huracan GT3 / CHE					Theoretische Bestzeit: 1:30.78				
Lap	Time	S1	S2	S3	Lap	Time	S1	S2	S3
1	1:39.745		25.072	22.117	8	1:40.913	46.713	23.959	
2	1:36.274	49.995	24.454	21.825	9	2:34.179	1:49.470	23.429	21.280
3	1:33.920	48.416	24.201	21.303	10	1:34.176	49.867	23.513	20.796
4	2:10.483	49.464	31.349		11	1:32.977	47.199	23.993	21.785
5	6:55.031	6:08.702	24.694	21.635	12	1:36.358	49.358	24.771	22.229
6	1:31.934	47.805	23.275	20.854	13	1:32.556	47.591	23.726	21.239
7	1:32.620	48.043	23.574	21.003					

9 Andreas Schmidt , Audi R8 LMS Ultra / DEU					Theoretische Bestzeit: 1:30.95				
Lap	Time	S1	S2	S3	Lap	Time	S1	S2	S3
1	1:35.309		24.383	21.440	9	1:32.149	47.760	23.697	20.692
2	1:35.370	48.943	24.375	22.052	10	1:30.967	46.914	23.475	20.578
3	1:32.911	48.239	23.807	20.865	11	1:32.311	47.942	23.726	20.643
4	1:34.396	48.193	24.414	21.789	12	1:32.987	48.487	23.932	20.568
5	2:15.707	59.779	32.832		13	1:32.248	47.885	23.742	20.621
6	6:02.780	5:16.011	25.397	21.372	14	1:32.725	46.974	24.754	20.997
7	1:34.157	48.455	24.474	21.228	15	1:33.821	47.541	24.448	21.832
8	1:32.582	47.476	24.137	20.969					


10 Berthold Gruhn , Audi R8 LMS Ultra / DEU					Theoretische Bestzeit: 1:31.73				
Lap	Time	S1	S2	S3	Lap	Time	S1	S2	S3
1	1:35.359		24.520	21.320	9	1:32.957	48.017	23.925	21.015
2	1:33.551	48.184	24.138	21.229	10	1:34.813	48.850	24.109	21.854

32. INT. ADAC TRUCK-GRAND-PRIX

Nürburgring, length 3618 m

30. June - 02. July 2017

Spezial Tourenwagen Trophy (STT)



Lap Analysis Qualifying for Race 1, 30.06.2017

DMSB -Reg.No.: 145-2017

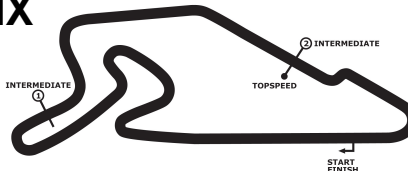
Lap	Time	S1	S2	S3	Lap	Time	S1	S2	S3
3	1:36.784	50.874	24.438	21.472	11	1:33.744	48.029	24.322	21.393
4	1:39.329	49.163	25.812	24.354	12	1:35.298	49.594	24.413	21.291
5	2:16.604	56.710	31.301		13	1:32.633	48.237	23.626	20.770
6	5:21.569	4:34.079	25.408	22.082	14	1:35.867	50.173	24.458	21.236
7	1:33.688	48.612	24.017	21.059	15	1:32.870	48.180	23.707	20.983
8	1:32.306	47.337	23.851	21.118					

32. INT. ADAC TRUCK-GRAND-PRIX

Nürburgring, length 3618 m

30. June - 02. July 2017

Spezial Tourenwagen Trophy (STT)



Lap Analysis Qualifying for Race 1, 30.06.2017

DMSB -Reg.No.: 145-2017

11 Johannes Kreuer , Donkervoort D8R / DEU

Theoretische Bestzeit: 1:37.90

Lap	Time	S1	S2	S3	Lap	Time	S1	S2	S3
1	1:45.035		27.191	23.584	8	1:40.181	51.301	26.586	22.294
2	1:47.590	54.674	29.758	23.158	9	1:41.231	50.812	26.167	24.252
3	1:42.317	52.727	26.816	22.774	10	1:40.686	52.986	25.132	22.568
4	2:20.099	1:02.423	34.594		11	1:38.655	50.947	25.586	22.122
5	6:32.688	5:39.876	28.461	24.351	12	1:39.666	51.984	25.523	22.159
6	1:43.133	53.104	26.278	23.751	13	2:05.095	56.516	29.459	
7	1:40.262	51.243	27.055	21.964					

13 Timo Scheibner , BMW Z4 GT3 / DEU

Theoretische Bestzeit: 1:29.56

Lap	Time	S1	S2	S3	Lap	Time	S1	S2	S3
1	1:42.974		26.323	22.390	7	1:30.553	46.729	23.483	20.341
2	1:36.850	50.293	24.770	21.787	8	1:30.516	46.349	23.526	20.641
3	1:30.882	47.322	23.518	20.042	9	1:32.985	48.715	24.108	20.162
4	2:02.204	47.108	30.503		10	1:34.238	47.459	24.948	21.831
5	8:41.628	7:54.446	24.838	22.344	11	1:37.879	46.783	23.176	
6	1:31.986	47.767	23.602	20.617					

17 Joachim Duscher , Audi TT RS / DEU

Theoretische Bestzeit: 1:37.86

Lap	Time	S1	S2	S3	Lap	Time	S1	S2	S3
1	1:49.418		28.088	23.657	7	1:39.112	51.649	25.251	22.212
2	2:10.059	52.966	33.130		8	1:38.237	51.128	25.369	21.740
3	7:32.766	6:41.711	26.993	24.062	9	1:37.946	50.907	25.260	21.779
4	1:39.875	51.853	25.531	22.491	10	1:39.113	51.968	25.215	21.930
5	1:39.040	51.152	25.567	22.321	11	1:43.995	56.354	25.461	22.180
6	1:42.978	52.644	27.568	22.766					

18 Ludwig Fetz , Audi TT RS / DEU

Theoretische Bestzeit: 1:38.77

Lap	Time	S1	S2	S3	Lap	Time	S1	S2	S3
1	1:51.539		32.737	23.658	7	1:41.774	51.837	26.128	23.809
2	1:46.485	54.966	26.781	24.738	8	1:41.873	53.170	26.471	22.232
3	2:17.453	1:01.301	33.890		9	1:43.276	55.350	25.729	22.197
4	5:59.216	5:10.134	26.471	22.611	10	1:41.202	52.535	25.414	23.253
5	1:40.716	52.007	25.826	22.883	11	1:45.903	57.465	25.874	22.564
6	1:39.683	51.167	25.537	22.979	12	1:43.557	55.521	25.493	22.543

20 Mario Hirsch , Mercedes SLS AMG GT3 / DEU

Theoretische Bestzeit: 1:26.87

Lap	Time	S1	S2	S3	Lap	Time	S1	S2	S3
1	1:31.592		23.752	21.247	9	1:28.613	44.997	23.897	19.719
2	1:30.908	46.034	23.463	21.411	10	1:27.831	45.043	23.286	19.502
3	1:30.664	46.937	23.756	19.971	11	1:28.060	45.074	23.039	19.947
4	1:27.935	45.063	23.106	19.766	12	1:27.234	45.082	22.808	19.344
5	1:55.279	50.082	27.716		13	1:27.011	44.902	22.630	19.479
6	5:58.867	5:10.989	26.177	21.701	14	1:34.331	46.026	23.785	
7	1:29.488	45.607	23.233	20.648	15	2:13.434	1:24.791	25.458	23.185
8	1:30.968	48.126	22.930	19.912					

29 Jörgen Hansen , Porsche 997 4,3 / DNK

Theoretische Bestzeit: 1:32.53

Lap	Time	S1	S2	S3	Lap	Time	S1	S2	S3
1	1:35.176		24.528	21.591	7	1:34.198	49.079	23.896	21.223
2	1:35.548	48.255	24.787	22.506	8	1:32.553	47.695	23.910	20.948
3	1:38.019	49.745	25.198	23.076	9	2:16.664	48.393	1:05.185	23.086
4	1:36.056	49.416	25.024	21.616	10	1:37.196	49.729	25.806	21.661
5	2:19.255	1:09.773	29.752		11	2:15.175	1:08.587	28.135	
6	5:35.338	4:48.276	25.088	21.974					

30 Josef Klüber , Mercedes GT AMG / DEU

Theoretische Bestzeit: 1:28.63


Lap	Time	S1	S2	S3	Lap	Time	S1	S2	S3
1	1:43.512		24.195		8	1:29.770	45.807	23.896	20.067

32. INT. ADAC TRUCK-GRAND-PRIX

Nürburgring, length 3618 m

30. June - 02. July 2017

Spezial Tourenwagen Trophy (STT)



Lap Analysis Qualifying for Race 1, 30.06.2017

DMSB -Reg.No.: 145-2017

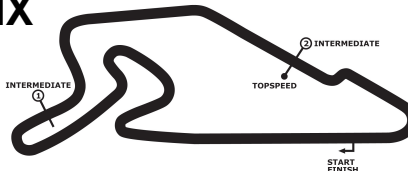
Lap	Time	S1	S2	S3	Lap	Time	S1	S2	S3
2	3:40.768	2:54.863	24.746	21.159	9	1:32.039	47.753	23.888	20.398
3	2:01.931	46.089	31.420		10	1:29.773	45.671	23.232	20.870
4	7:06.605	6:21.037	24.607	20.961	11	1:29.858	45.861	23.614	20.383
5	1:30.431	46.853	23.114	20.464	12	1:34.258	47.813	25.242	21.203
6	1:32.618	48.003	23.124	21.491	13	1:29.475	45.971	23.246	20.258
7	1:28.655	45.640	23.130	19.885					

32. INT. ADAC TRUCK-GRAND-PRIX

Nürburgring, length 3618 m

30. June - 02. July 2017

Spezial Tourenwagen Trophy (STT)



Lap Analysis Qualifying for Race 1, 30.06.2017

DMSB -Reg.No.: 145-2017

33 Andreas Sczepansky , Porsche 991 GT3 Cup / DEU

Theoretische Bestzeit: 1:30.61

Lap	Time	S1	S2	S3	Lap	Time	S1	S2	S3
1	1:35.620		25.375	21.127	8	1:32.230	46.849	23.879	21.502
2	1:34.568	48.324	24.598	21.646	9	1:31.462	46.983	23.864	20.615
3	1:33.450	48.298	24.224	20.928	10	1:31.525	46.948	23.959	20.618
4	1:42.829	47.695	25.541		11	1:30.726	46.676	23.809	20.241
5	7:28.454	6:41.353	25.562	21.539	12	1:32.279	47.217	24.085	20.977
6	1:32.559	47.846	24.024	20.689	13	1:30.917	46.751	23.696	20.470
7	1:33.255	49.058	23.892	20.305	14	1:48.717	49.338	26.779	

34 Dr. Alexander Lienau , Aston Martin Vantage V12 / DEU

Theoretische Bestzeit: 1:38.50

Lap	Time	S1	S2	S3	Lap	Time	S1	S2	S3
1	1:45.643		26.981	23.313	3	1:39.198	50.283	25.935	22.980
2	1:41.643	52.572	26.784	22.287	4	2:08.726	55.495	34.208	

35 Rudolf Brandl , Audi TT RS / DEU

Theoretische Bestzeit: 1:34.55

Lap	Time	S1	S2	S3	Lap	Time	S1	S2	S3
1	1:36.705		24.658	21.114	4	1:34.791	49.077	24.445	21.269
2	2:08.262	49.609	26.039		5	2:00.631	50.576	32.254	
3	7:06.831	6:21.055	24.366	21.410					

36 Oliver Engelhardt , Lamborghini Huracan GT3 / DEU

Theoretische Bestzeit: 1:32.90

Lap	Time	S1	S2	S3	Lap	Time	S1	S2	S3
1	1:34.047		24.094	21.389	8	1:34.125	48.720	24.222	21.183
2	1:36.661	48.967	25.105	22.589	9	1:34.384	48.514	24.444	21.426
3	1:35.501	49.689	24.428	21.384	10	1:33.861	48.451	24.152	21.258
4	1:33.969	47.711	24.712	21.546	11	1:36.207	50.591	24.207	21.409
5	2:16.202	59.751	32.610		12	1:35.512	49.676	24.436	21.400
6	5:21.029	4:30.549	27.266	23.214	13	1:33.245	48.049	24.041	21.155
7	1:34.016	48.493	24.253	21.270	14	2:02.571	58.364	30.530	

42 Jorma Vanhanen , Porsche 911 GT3 WRS / FIN

Theoretische Bestzeit: 1:30.57

Lap	Time	S1	S2	S3	Lap	Time	S1	S2	S3
1	1:31.972		23.754	21.256	5	1:31.377	46.808	23.707	20.862
2	1:33.313	48.091	24.387	20.835	6	1:30.577	46.450	23.352	20.775
3	1:48.423	48.900	28.903		7	1:53.094	52.381	27.714	
4	11:22.684	10:38	23.649	20.976					

70 Oscar Tunjo , Mercedes GT AMG / COL

Theoretische Bestzeit: 1:24.59

Lap	Time	S1	S2	S3	Lap	Time	S1	S2	S3
1	1:29.624		22.982	20.361	9	1:24.946	43.943	22.270	18.733
2	1:27.516	44.524	23.357	19.635	10	1:31.343	45.354	25.215	20.774
3	1:31.364	45.834	26.052	19.478	11	1:24.663	43.776	22.232	18.655
4	1:25.460	44.353	22.229	18.878	12	1:24.745	43.882	22.167	18.696
5	2:06.036	51.797	35.195		13	1:52.729	53.622	30.244	
6	5:53.635	5:07.586	25.128	20.921	14	2:36.274	1:40.618	30.522	25.134
7	1:26.632	44.735	22.258	19.639	15	1:52.508	58.378	29.320	24.810
8	1:25.523	43.782	22.202	19.539					

103 Jürgen Gerspacher , Seat Leon MK II / DEU

Theoretische Bestzeit: 1:36.18


Lap	Time	S1	S2	S3	Lap	Time	S1	S2	S3
1	2:15.109		31.878		6	1:36.936	50.406	25.071	21.459
2	7:56.119	7:04.263	26.690	25.166	7	1:45.634	53.924	28.865	22.845
3	1:41.588	51.400	27.347	22.841	8	1:36.955	49.659	25.324	21.972
4	1:36.814	49.842	25.378	21.594	9	1:54.222	52.062	28.580	
5	1:56.330	1:08.687	25.982	21.661					

32. INT. ADAC TRUCK-GRAND-PRIX

Nürburgring, length 3618 m

30. June - 02. July 2017

Spezial Tourenwagen Trophy (STT)



Lap Analysis Qualifying for Race 1, 30.06.2017

DMSB -Reg.No.: 145-2017

104 Daniel Haager , Audi A3 Turbo / DEU

Theoretische Bestzeit: 1:33.94

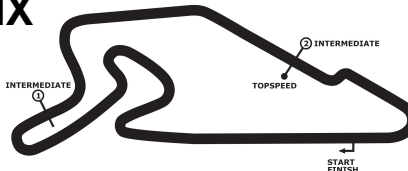
Lap	Time	S1	S2	S3	Lap	Time	S1	S2	S3
1	1:38.741		25.240	22.259	8	1:42.958	49.253	30.748	22.957
2	1:36.252	50.074	25.008	21.170	9	1:43.083	52.405	28.840	21.838
3	2:02.060	48.475	30.561		10	1:35.699	48.469	26.001	21.229
4	6:40.886	5:51.488	27.290	22.108	11	1:35.432	48.484	25.099	21.849
5	1:35.491	49.200	25.424	20.867	12	1:35.793	49.272	24.982	21.539
6	1:38.652	51.446	25.582	21.624	13	1:56.085	54.427	28.900	
7	1:33.965	48.232	24.850	20.883					

32. INT. ADAC TRUCK-GRAND-PRIX

Nürburgring, length 3618 m

30. June - 02. July 2017

Spezial Tourenwagen Trophy (STT)



Lap Analysis Qualifying for Race 1, 30.06.2017

DMSB -Reg.No.: 145-2017

108 René Kircher , VW Scirocco / DEU

Theoretische Bestzeit: 1:37.27

Lap	Time	S1	S2	S3	Lap	Time	S1	S2	S3
1	1:40.328		25.955	22.178	7	1:37.554	50.028	25.554	21.972
2	1:39.743	51.990	25.779	21.974	8	1:50.838	50.774	28.329	
3	1:46.363	50.870	25.773		9	2:42.939	1:55.593	25.565	21.781
4	8:43.510	7:54.085	26.955	22.470	10	1:38.305	50.597	25.532	22.176
5	1:38.289	50.566	25.602	22.121	11	1:39.515	50.672	26.872	21.971
6	1:37.505	49.966	25.544	21.995	12	1:48.924	50.633	26.045	

110 René Freisberg , Seat MK III / DEU

Theoretische Bestzeit: 1:32.87

Lap	Time	S1	S2	S3	Lap	Time	S1	S2	S3
1	10:18.818		26.057	23.806	6	1:33.373	47.605	24.515	21.253
2	1:33.897	48.259	24.463	21.175	7	1:35.029	47.900	24.352	22.777
3	1:34.312	47.838	24.601	21.873	8	1:33.570	47.971	24.510	21.089
4	1:32.996	47.731	24.282	20.983	9	1:35.640	48.204	25.266	22.170
5	1:36.309	48.139	25.727	22.443	10	1:34.447	48.383	24.621	21.443

120 Erik Bänecke , Seat Leon MK II / DEU

Theoretische Bestzeit: 1:45.12

Lap	Time	S1	S2	S3	Lap	Time	S1	S2	S3
1	1:42.591		27.637	23.306	3	9:26.365	8:24.150	29.310	
2	1:54.220	54.184	28.971		4	5:39.859	4:28.169	36.273	

122 Michelle Halder , Seat Leon MK III / DEU

Theoretische Bestzeit: 1:35.22

Lap	Time	S1	S2	S3	Lap	Time	S1	S2	S3
1	1:41.058		26.084	22.194	8	1:35.803	49.099	24.993	21.711
2	1:40.369	51.906	25.775	22.688	9	1:36.124	49.236	24.934	21.954
3	1:37.305	50.272	25.297	21.736	10	1:38.649	51.731	25.150	21.768
4	2:07.091	50.129	31.810		11	1:35.310	49.184	24.837	21.289
5	7:41.641	6:51.543	26.830	23.268	12	1:36.389	50.180	24.881	21.328
6	1:37.951	50.773	25.472	21.706	13	1:35.600	49.150	25.058	21.392
7	1:36.329	49.290	25.510	21.529					

123 Ronny Reinsberger , Ford Fiesta ST / DEU

Theoretische Bestzeit: 1:46.09

Lap	Time	S1	S2	S3	Lap	Time	S1	S2	S3
1	1:50.639		28.963	24.714	8	1:47.912	55.217	28.322	24.373
2	1:52.868	57.850	30.118	24.900	9	1:46.965	54.702	28.122	24.141
3	1:49.072	55.640	29.151	24.281	10	1:47.002	54.799	27.880	24.323
4	2:16.673	1:02.110	32.966		11	1:47.154	55.163	28.014	23.977
5	6:15.013	5:16.365	31.938	26.710	12	1:46.422	54.313	28.209	23.900
6	1:49.510	56.358	28.775	24.377	13	2:01.376	56.538	29.211	
7	1:51.215	56.562	28.542	26.111					

130 Ralf Glatzel , Ford Fiesta ST / DEU

Theoretische Bestzeit: 1:41.48

Lap	Time	S1	S2	S3	Lap	Time	S1	S2	S3
1	1:49.926		28.030	25.255	7	1:44.266	53.397	28.159	22.710
2	1:44.853	54.329	27.261	23.263	8	1:48.701	52.200	27.248	
3	1:50.895	52.993	27.817		9	2:52.823	2:02.848	27.242	22.733
4	8:24.206	7:31.342	28.918	23.946	10	1:41.903	52.284	26.983	22.636
5	1:43.478	53.332	27.039	23.107	11	1:42.227	52.084	26.768	23.375
6	1:42.067	52.403	26.885	22.779					

131 Justin Häußermann , VW Scirocco / DEU

Theoretische Bestzeit: 1:35.56


Lap	Time	S1	S2	S3	Lap	Time	S1	S2	S3
1	1:40.249		25.820	21.981	8	1:35.803	49.181	25.488	21.134
2	1:37.976	50.674	25.497	21.805	9	1:46.985	49.326	26.004	
3	1:36.923	50.177	25.252	21.494	10	2:40.645	1:54.018	25.251	21.376
4	2:08.233	51.679	31.076		11	1:35.869	49.281	25.260	21.328
5	6:49.781	6:01.646	25.677	22.458	12	1:37.897	51.275	25.261	21.361
6	1:37.168	50.169	25.330	21.669	13	1:48.406	50.165	26.244	
7	1:37.290	49.606	25.411	22.273					

32. INT. ADAC TRUCK-GRAND-PRIX

Nürburgring, length 3618 m

30. June - 02. July 2017

Spezial Tourenwagen Trophy (STT)



Lap Analysis Qualifying for Race 1, 30.06.2017


DMSB -Reg.No.: 145-2017

32. INT. ADAC TRUCK-GRAND-PRIX

Nürburgring, length 3618 m

30. June - 02. July 2017

Spezial Tourenwagen Trophy (STT)



Lap Analysis Qualifying for Race 1, 30.06.2017

DMSB -Reg.No.: 145-2017

132 Niklas Kry , VW Scirocco / DEU

Theoretische Bestzeit: 1:36.06

Lap	Time	S1	S2	S3	Lap	Time	S1	S2	S3
1	1:37.249		25.314	21.736	7	1:53.694	1:05.772	25.470	22.452
2	1:37.598	49.914	25.947	21.737	8	1:36.065	49.411	25.174	21.480
3	1:38.723	50.698	26.320	21.705	9	1:36.938	49.663	25.393	21.882
4	1:39.316	49.830	25.503	23.983	10	1:37.073	49.497	25.396	22.180
5	2:17.944	1:01.257	33.874		11	1:38.875	50.711	25.756	22.408
6	5:23.414	4:32.641	27.340	23.433	12	1:53.200	50.751	29.251	

133 Victoria Froß , Mini JWC Challenge / DEU

Theoretische Bestzeit: 1:43.03

Lap	Time	S1	S2	S3	Lap	Time	S1	S2	S3
1	1:51.126		28.607	24.820	8	1:47.202	55.299	28.478	23.425
2	2:09.717	57.906	46.730	25.081	9	1:45.616	54.361	27.275	23.980
3	1:48.204	55.451	28.714	24.039	10	1:43.034	52.767	27.066	23.201
4	2:15.734	59.981	32.747		11	1:44.240	53.110	27.903	23.227
5	5:40.773	4:47.323	29.267	24.183	12	1:44.865	54.355	27.247	23.263
6	1:47.823	56.031	28.067	23.725	13	1:56.558	54.692	27.810	
7	1:44.147	53.342	27.211	23.594					

141 Marcel Fugel , Mini JWC Challenge / DEU

Theoretische Bestzeit: 1:43.77

Lap	Time	S1	S2	S3	Lap	Time	S1	S2	S3
1	1:44.645		27.495	23.326	2	1:43.771	53.787	27.055	22.929

147 Matthias Dreher , Mitsubishi Lancer EVO / DEU

Theoretische Bestzeit: 1:48.08

Lap	Time	S1	S2	S3	Lap	Time	S1	S2	S3
1	1:59.284		31.229	26.038	6	1:50.171	56.464	28.839	24.868
2	2:27.179	58.548	35.540		7	1:48.497	55.345	28.657	24.495
3	7:28.087	6:32.810	29.919	25.358	8	1:52.288	57.681	29.021	25.586
4	1:51.737	56.611	30.019	25.107	9	1:50.122	56.312	28.978	24.832
5	1:50.463	56.078	29.148	25.237	10	1:49.638	55.666	28.242	25.730

182 Steffen Schwan , Ford Fiesta ST / DEU

Theoretische Bestzeit: 1:54.20

Lap	Time	S1	S2	S3	Lap	Time	S1	S2	S3
1	2:12.032		35.496	32.972	6	2:05.731	1:05.977	31.657	28.097
2	2:04.748	1:05.147	31.127	28.474	7	2:11.699	1:08.731	31.969	30.999
3	2:23.239	1:00.069	38.362		8	2:02.384	1:04.363	31.027	26.994
4	7:23.758	6:18.312	35.100	30.346	9	1:55.851	59.496	30.605	25.750
5	2:25.035	1:19.399	34.520	31.116	10	1:54.303	58.386	30.065	25.852