

32. INT. ADAC TRUCK-GRAND-PRIX

Nürburgring, length 3629 m

30. June - 02. July 2017

FIA European Truck Racing Championship

DMSB

Lap Analysis Championship Race 3, 02.07.2

FIA-Visa.No.: 3ETRC- DEU02072017

1 Jochen HAHN , IVECO / DEU

Theoretische Bestzeit: 2:08.64

Lap	Time	S1	S2	S3	Lap	Time	S1	S2	S3
1	2:15.771	1:09.958	32.293	33.520	8	2:40.291	1:29.930	34.317	36.044
2	2:09.264	1:04.513	32.399	32.352	9	2:22.043	1:12.045	34.907	35.091
3	2:08.845	1:04.251	32.490	32.097	10	2:20.579	1:11.486	34.795	34.298
4	2:10.611	1:05.405	32.780	32.426	11	2:19.308	1:09.670	35.474	34.164
5	2:14.711	1:07.022	34.119	33.570	12	2:17.321	1:08.963	34.074	34.284
6	2:17.923	1:08.882	33.888	35.153	13	2:15.660	1:08.318	33.862	33.480
7	2:18.901	1:09.445	34.203	35.253					

6 Anthony JANIEC , MAN / FRA

Theoretische Bestzeit: 2:08.69

Lap	Time	S1	S2	S3	Lap	Time	S1	S2	S3
1	2:17.821	1:12.230	32.963	32.628	8	2:15.532	1:07.505	34.071	33.956
2	2:09.795	1:05.576	32.440	31.779	9	2:14.923	1:07.353	33.466	34.104
3	2:09.301	1:04.471	32.565	32.265	10	2:16.319	1:07.894	34.160	34.265
4	2:09.379	1:04.925	32.515	31.939	11	2:15.158	1:07.782	33.607	33.769
5	2:13.078	1:05.532	34.091	33.455	12	2:14.737	1:07.746	33.761	33.230
6	2:15.950	1:07.701	33.391	34.858	13	2:14.481	1:07.813	33.502	33.166
7	2:15.793	1:07.661	33.853	34.279					

11 Eduardo E.RODRIGUES , MAN / PRT

Theoretische Bestzeit: 2:18.72

Lap	Time	S1	S2	S3	Lap	Time	S1	S2	S3
1	2:27.943	1:17.868	35.211	34.864	7	2:32.924	1:15.352	39.050	38.522
2	2:19.619	1:09.742	35.509	34.368	8	2:38.270	1:18.473	40.751	39.046
3	2:18.811	1:09.201	35.155	34.453	9	2:43.348	1:19.434	43.481	40.433
4	2:20.291	1:10.411	35.469	34.411	10	2:46.313	1:24.355	42.428	39.530
5	2:25.270	1:11.510	37.417	36.343	11	2:35.434	1:17.131	41.066	37.237
6	2:27.441	1:13.188	37.913	36.340	12	2:33.424	1:15.772	40.353	37.299

14 José J.RODRIGUES , MAN / PRT

Theoretische Bestzeit: 2:10.33

Lap	Time	S1	S2	S3	Lap	Time	S1	S2	S3
1	2:20.924	1:14.149	34.170	32.605	8	2:23.455	1:11.928	35.824	35.703
2	2:11.001	1:05.689	33.450	31.862	9	2:23.665	1:12.512	35.685	35.468
3	2:10.611	1:05.311	33.155	32.139	10	2:23.682	1:12.787	36.303	34.592
4	2:12.164	1:06.392	33.279	32.493	11	2:22.972	1:12.425	35.425	35.122
5	2:14.887	1:07.367	33.442	34.078	12	2:21.244	1:12.165	35.233	33.846
6	2:20.415	1:11.442	34.381	34.592	13	2:19.288	1:10.467	35.276	33.545
7	2:19.929	1:09.805	34.952	35.172					

15 Erwin KLEINAGELVOORT , SCANIA / NLD

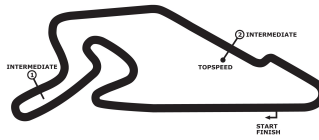
Theoretische Bestzeit: 2:14.61

Lap	Time	S1	S2	S3	Lap	Time	S1	S2	S3
1	2:25.724	1:16.771	35.023	33.930	7	2:42.632	1:30.218	36.455	35.959
2	2:14.822	1:07.618	34.009	33.195	8	2:25.318	1:13.349	35.643	36.326
3	2:14.876	1:07.561	34.275	33.041	9	2:25.291	1:12.995	35.839	36.457
4	2:17.566	1:08.619	34.480	34.467	10	2:23.646	1:12.950	35.240	35.456
5	2:17.843	1:08.987	34.373	34.483	11	2:23.422	1:12.758	35.058	35.606
6	2:20.915	1:10.302	34.804	35.809	12	2:45.590	1:34.268	36.055	35.267

21 Jeremy ROBINEAU , MAN / FRA

Theoretische Bestzeit: 2:11.58

Lap	Time	S1	S2	S3	Lap	Time	S1	S2	S3
1	2:19.187	1:12.730	33.582	32.875	8	2:24.534	1:12.128	35.760	36.646
2	2:13.911	1:07.428	33.784	32.699	9	2:24.812	1:13.643	35.503	35.666
3	2:11.587	1:06.331	32.825	32.423	10	2:23.531	1:12.446	35.832	35.253
4	2:12.378	1:06.460	33.083	32.835	11	2:22.666	1:11.702	35.345	35.619
5	2:14.617	1:07.533	33.862	33.222	12	2:20.434	1:11.191	34.942	34.301
6	2:18.537	1:08.913	34.247	35.377	13	2:20.322	1:10.358	35.163	34.801
7	2:20.299	1:10.004	34.832	35.463					



32. INT. ADAC TRUCK-GRAND-PRIX

Nürburgring, length 3629 m

30. June - 02. July 2017

FIA European Truck Racing Championship

DMSB

Lap Analysis Championship Race 3, 02.07.2

FIA-Visa.No.: 3ETRC- DEU02072017

22 Jose Manuel VIEIRA DE SOUSA , RENAULT / PRT

Theoretische Bestzeit: 2:19.65

Lap	Time	S1	S2	S3	Lap	Time	S1	S2	S3
1	2:28.510	1:18.671	35.230	34.609	7	2:36.430	1:17.940	39.153	39.337
2	2:20.768	1:10.487	35.047	35.234	8	2:39.511	1:20.611	40.468	38.432
3	2:22.756	1:12.469	35.541	34.746	9	2:37.659	1:20.594	39.329	37.736
4	2:20.225	1:09.996	35.461	34.768	10	2:36.060	1:18.355	38.859	38.846
5	2:25.026	1:12.746	36.392	35.888	11	2:35.725	1:17.910	40.103	37.712
6	2:33.713	1:14.360	41.317	38.036	12	2:34.562	1:19.074	38.532	36.956

32. INT. ADAC TRUCK-GRAND-PRIX

Nürburgring, length 3629 m

30. June - 02. July 2017

FIA European Truck Racing Championship

DMSB

Lap Analysis Championship Race 3, 02.07.2

FIA-Visa.No.: 3ETRC- DEU02072017

23 Antonio ALBACETE , MAN / ESP

Theoretische Bestzeit: 2:09.25

Lap	Time	S1	S2	S3	Lap	Time	S1	S2	S3
1	2:45.370	1:40.409	33.064	31.897	8	2:25.384	1:14.343	35.672	35.369
2	2:09.889	1:04.967	32.418	32.504	9	2:22.101	1:11.971	35.219	34.911
3	2:11.283	1:06.460	32.815	32.008	10	2:19.348	1:10.252	34.755	34.341
4	2:10.363	1:04.937	33.527	31.899	11	2:19.658	1:09.748	35.392	34.518
5	2:13.874	1:06.982	33.494	33.398	12	2:17.256	1:09.099	34.645	33.512
6	2:12.462	1:06.201	32.977	33.284	13	2:17.801	1:10.150	34.150	33.501
7	2:15.660	1:07.052	33.688	34.920					

24 Norbert KISS , MERCEDES BENZ / HUN

Theoretische Bestzeit: 2:08.21

Lap	Time	S1	S2	S3	Lap	Time	S1	S2	S3
1	2:18.158	1:08.873	32.793	36.492	8	2:15.303	1:07.848	33.815	33.640
2	2:09.087	1:04.835	32.442	31.810	9	2:16.965	1:07.917	34.882	34.166
3	2:09.124	1:04.216	32.837	32.071	10	2:17.030	1:07.977	34.240	34.813
4	2:09.056	1:04.939	32.561	31.556	11	2:14.617	1:07.551	34.134	32.932
5	2:11.283	1:05.619	33.235	32.429	12	2:14.761	1:07.922	34.119	32.720
6	2:13.008	1:06.177	33.105	33.726	13	2:14.787	1:07.818	33.791	33.178
7	2:15.463	1:07.066	33.890	34.507					

27 Gerhard KÖRBER , IVECO / DEU

Theoretische Bestzeit: 2:09.11

Lap	Time	S1	S2	S3	Lap	Time	S1	S2	S3
1	2:16.365	1:11.378	33.104	31.883	8	2:22.614	1:12.425	34.842	35.347
2	2:09.637	1:05.029	32.363	32.245	9	2:23.019	1:12.536	35.132	35.351
3	2:09.840	1:04.866	32.808	32.164	10	2:23.377	1:13.030	35.560	34.787
4	2:29.869	1:25.178	32.406	32.285	11	2:20.887	1:10.643	34.886	35.358
5	2:12.533	1:06.573	33.067	32.893	12	2:19.530	1:10.847	34.457	34.226
6	2:15.058	1:07.527	33.546	33.985	13	2:17.842	1:10.317	34.235	33.290
7	2:19.107	1:09.639	34.061	35.407					

28 Steffen FAAS , IVECO / DEU

Theoretische Bestzeit: 2:11.55

Lap	Time	S1	S2	S3	Lap	Time	S1	S2	S3
1	2:24.119	1:16.131	33.969	34.019	8	2:27.657	1:14.001	36.846	36.810
2	2:12.892	1:06.146	34.098	32.654	9	2:23.610	1:12.987	35.306	35.317
3	2:12.261	1:06.843	32.901	32.517	10	2:23.639	1:11.700	35.250	36.689
4	2:12.973	1:06.577	32.947	33.449	11	2:21.615	1:11.954	34.791	34.870
5	2:14.494	1:07.428	33.613	33.453	12	2:20.384	1:10.124	34.680	35.580
6	2:19.286	1:08.691	35.283	35.312	13	2:18.747	1:10.707	34.219	33.821
7	2:23.792	1:10.793	35.814	37.185					

30 Sascha S. LENZ , MAN / DEU


Theoretische Bestzeit: 2:09.43

Lap	Time	S1	S2	S3	Lap	Time	S1	S2	S3
1	2:40.713	1:35.972	32.972	31.769	8	2:34.359	1:23.903	35.218	35.238
2	2:10.459	1:05.097	32.998	32.364	9	2:20.126	1:11.071	34.325	34.730
3	2:10.147	1:05.490	32.809	31.848	10	2:22.039	1:11.478	35.091	35.470
4	2:12.170	1:04.856	34.294	33.020	11	2:19.621	1:10.674	34.485	34.462
5	2:10.696	1:05.805	33.086	31.805	12	2:18.267	1:09.598	34.941	33.728
6	2:14.676	1:07.178	33.471	34.027	13	2:17.232	1:09.295	33.924	34.013
7	2:19.118	1:09.153	34.330	35.635					

33 David VRSECKY , FREIGHTLINER / CZE

Theoretische Bestzeit: 2:10.29

Lap	Time	S1	S2	S3	Lap	Time	S1	S2	S3
1	2:24.749	1:11.000	33.145	40.604	8	2:22.363	1:11.728	35.490	35.145
2	2:11.573	1:05.792	33.571	32.210	9	2:21.965	1:11.939	35.159	34.867
3	2:10.296	1:05.489	32.932	31.875	10	2:20.838	1:11.234	35.037	34.567
4	2:10.740	1:05.486	33.258	31.999	11	2:20.433	1:11.631	34.880	33.922
5	2:12.583	1:05.661	33.991	32.931	12	2:20.080	1:10.326	36.179	33.575



32. INT. ADAC TRUCK-GRAND-PRIX

Nürburgring, length 3629 m

30. June - 02. July 2017

FIA European Truck Racing Championship

DMSB

Lap Analysis Championship Race 3, 02.07.2

FIA-Visa.No.: 3ETRC- DEU02072017

Lap	Time	S1	S2	S3	Lap	Time	S1	S2	S3
6	2:15.009	1:06.829	33.772	34.408	13	2:17.753	1:09.667	34.507	33.579
7	2:19.289	1:08.718	34.692	35.879					

32. INT. ADAC TRUCK-GRAND-PRIX

Nürburgring, length 3629 m

30. June - 02. July 2017

FIA European Truck Racing Championship

DMSB

Lap Analysis Championship Race 3, 02.07.2

FIA-Visa.No.: 3ETRC- DEU02072017

36 Heinz-Werner H. LENZ , MERCEDES BENZ / DEU

Theoretische Bestzeit: 2:11.74

Lap	Time	S1	S2	S3	Lap	Time	S1	S2	S3
1	2:20.898	1:13.751	34.418	32.729	8	2:26.494	1:13.606	36.195	36.693
2	2:13.424	1:06.912	33.614	32.898	9	2:25.753	1:13.592	36.302	35.859
3	2:11.744	1:06.381	33.026	32.329	10	2:24.713	1:12.779	35.571	36.363
4	2:12.787	1:06.660	33.316	32.811	11	2:25.153	1:13.731	35.494	35.928
5	2:15.292	1:07.696	33.690	33.906	12	2:28.492	1:12.915	35.688	
6	2:20.858	1:09.666	36.040	35.152	13	2:40.776	1:30.443	35.100	35.233
7	2:22.309	1:10.663	35.613	36.033					

42 Andre KURSIM , MERCEDES BENZ / DEU

Theoretische Bestzeit: 2:10.55

Lap	Time	S1	S2	S3	Lap	Time	S1	S2	S3
1	2:19.385	1:12.983	34.020	32.382	8	2:21.753	1:11.501	35.191	35.061
2	2:11.279	1:05.799	33.363	32.117	9	2:22.043	1:11.449	35.959	34.635
3	2:10.763	1:05.641	32.801	32.321	10	2:21.675	1:11.770	35.134	34.771
4	2:11.748	1:06.050	33.116	32.582	11	2:20.057	1:10.828	34.826	34.403
5	2:13.056	1:06.633	33.381	33.042	12	2:18.596	1:10.533	34.503	33.560
6	2:16.005	1:07.765	33.772	34.468	13	2:17.209	1:09.331	34.310	33.568
7	2:19.756	1:09.138	35.487	35.131					

44 Stephanie HALM , MAN / DEU

Theoretische Bestzeit: 2:09.80

Lap	Time	S1	S2	S3	Lap	Time	S1	S2	S3
1	2:18.776	1:11.936	33.580	33.260	8	2:24.231	1:13.084	35.313	35.834
2	2:10.887	1:05.598	33.022	32.267	9	2:23.406	1:12.321	35.630	35.455
3	2:10.261	1:04.771	32.979	32.512	10	2:21.763	1:11.790	34.978	34.995
4	2:10.971	1:05.801	32.769	32.401	11	2:20.418	1:11.023	34.753	34.642
5	2:13.986	1:07.165	33.503	33.318	12	2:19.623	1:10.365	35.196	34.062
6	2:16.038	1:08.461	33.952	33.625	13	2:17.482	1:09.702	34.095	33.685
7	2:20.930	1:10.516	34.687	35.727					

45 Cees ZANDBERGEN , SCANIA / NED

Theoretische Bestzeit: 2:14.44

Lap	Time	S1	S2	S3	Lap	Time	S1	S2	S3
1	2:26.602	1:16.294	34.528	35.780	7	2:25.101	1:13.232	35.678	36.191
2	2:14.478	1:07.461	34.182	32.835	8	2:28.141	1:14.544	36.192	37.405
3	2:14.806	1:07.421	34.424	32.955	9	2:28.365	1:14.957	36.732	36.676
4	2:18.159	1:08.709	34.283	35.167	10	2:28.921	1:15.565	36.882	36.474
5	2:18.703	1:08.577	34.580	35.546	11	2:26.400	1:14.461	36.308	35.631
6	2:21.234	1:10.324	34.934	35.976	12	2:27.543	1:13.236	35.976	

51 Henry TIJHUIS , DAF / NLD

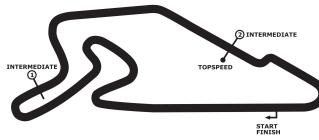
Theoretische Bestzeit: 2:24.33

Lap	Time	S1	S2	S3	Lap	Time	S1	S2	S3
1	2:35.025	1:21.711	36.942	36.372	7	2:44.827	1:22.166	42.330	40.331
2	2:26.883	1:12.491	37.790	36.596	8	2:42.048	1:19.124	40.476	42.448
3	2:27.040	1:13.238	36.761	37.041	9	2:42.629	1:23.035	40.743	38.851
4	2:29.538	1:14.407	37.656	37.475	10	2:33.745	1:16.763	38.968	38.014
5	2:29.902	1:16.328	38.500	35.074	11	2:35.054	1:17.507	39.084	38.463
6	2:40.751	1:18.089	41.398	41.264	12	2:33.666	1:17.769	38.573	37.324

55 Adam LACKO , FREIGHTLINER / CZE

Theoretische Bestzeit: 2:06.76

Lap	Time	S1	S2	S3	Lap	Time	S1	S2	S3
1	2:13.843	1:09.472	32.361	32.010	8	2:15.279	1:07.777	33.520	33.982
2	2:06.764	1:03.114	32.156	31.494	9	2:17.080	1:08.350	34.034	34.696
3	2:07.166	1:03.192	32.287	31.687	10	2:16.636	1:08.110	34.343	34.183
4	2:08.574	1:03.861	32.492	32.221	11	2:16.495	1:08.926	34.142	33.427
5	2:10.256	1:04.780	32.654	32.822	12	2:15.050	1:07.862	33.878	33.310
6	2:12.816	1:06.180	32.982	33.654	13	2:15.262	1:08.602	33.701	32.959
7	2:14.463	1:07.398	33.218	33.847					



32. INT. ADAC TRUCK-GRAND-PRIX

Nürburgring, length 3629 m

30. June - 02. July 2017

FIA European Truck Racing Championship

DMSB


Lap Analysis Championship Race 3, 02.07.2

FIA-Visa.No.: 3ETRC- DEU02072017

94 Manu RODRIGUES , VOLVO / PRT

Theoretische Bestzeit: 2:21.83

Lap	Time	S1	S2	S3	Lap	Time	S1	S2	S3
1	2:30.770	1:20.482	35.619	34.669	7	2:40.830	1:19.972	41.961	38.897
2	2:25.903	1:12.002	35.595	38.306	8	2:37.770	1:20.318	39.545	37.907
3	2:22.283	1:11.571	35.936	34.776	9	2:35.926	1:18.466	38.735	38.725
4	2:23.891	1:12.076	36.890	34.925	10	2:34.342	1:17.363	39.060	37.919
5	2:29.993	1:15.001	37.825	37.167	11	2:34.171	1:17.898	38.475	37.798
6	2:41.878	1:24.818	39.141	37.919	12	2:29.768	1:15.914	37.925	35.929



32. INT. ADAC TRUCK-GRAND-PRIX

Nürburgring, length 3629 m

30. June - 02. July 2017

FIA European Truck Racing Championship

DMSB

Lap Analysis Championship Race 3, 02.07.2

FIA-Visa.No.: 3ETRC- DEU02072017

99 Jose Fernandes TEODOSIO , RENAULT / PRT

Theoretische Bestzeit: 2:14.42

Lap	Time	S1	S2	S3	Lap	Time	S1	S2	S3
1	2:26.894	1:15.808	34.463	36.623	8	2:27.585	1:14.249	36.313	37.023
2	2:15.553	1:08.439	34.062	33.052	9	2:27.838	1:14.803	36.879	36.156
3	2:15.081	1:07.382	33.989	33.710	10	2:28.746	1:15.514	37.186	36.046
4	2:16.819	1:07.782	35.038	33.999	11	2:26.140	1:14.526	36.240	35.374
5	2:20.028	1:08.984	35.318	35.726	12	2:24.188	1:13.349	36.158	34.681
6	2:19.958	1:09.327	35.189	35.442	13	2:22.494	1:12.550	35.528	34.416
7	2:26.484	1:13.974	35.993	36.517					