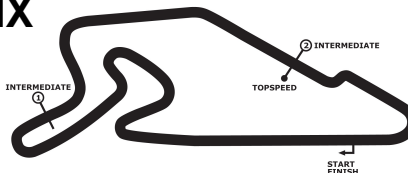


# 32. INT. ADAC TRUCK-GRAND-PRIX

Nürburgring, length 3629 m

30. June - 02. July 2017

ADAC-Mittelrhein-Cup



## Lap Analysis Race 3, 01.07.2017

**DMSB** -Reg.No.: 106/2017

### 1 Ryan Smith , MAN / GBR

Theoretische Bestzeit: 2:00.13

Lap	Time	S1	S2	S3	Lap	Time	S1	S2	S3
1	2:10.946	1:08.496	32.233	30.217	8	2:02.123	1:02.363	30.556	<b>29.204</b>
2	2:06.332	1:04.385	31.943	30.004	9	2:02.016	1:01.613	<b>30.295</b>	30.108
3	2:05.948	1:04.478	31.597	29.873	10	2:02.741	1:02.818	30.425	29.498
4	2:04.765	1:03.699	31.246	29.820	11	<b>2:00.674</b>	1:00.651	30.774	29.249
5	2:03.823	1:03.322	31.044	29.457	12	2:01.047	<b>1:00.631</b>	30.438	29.971
6	2:02.758	1:02.555	30.569	29.634	13	2:02.491	1:02.099	30.723	29.669
7	2:03.123	1:02.779	31.030	29.314					

### 2 Ray Coleman , MAN / GBR

Theoretische Bestzeit: 2:05.53

Lap	Time	S1	S2	S3	Lap	Time	S1	S2	S3
1	2:51.706	1:38.877	34.929	37.900	8	2:08.236	1:05.142	31.458	31.636
2	2:16.222	1:08.596	34.168	33.458	9	2:07.779	1:04.408	31.318	32.053
3	2:17.949	1:10.221	34.214	33.514	10	2:06.075	1:03.738	<b>31.125</b>	31.212
4	2:13.165	1:08.021	32.851	32.293	11	<b>2:05.605</b>	<b>1:03.361</b>	31.195	<b>31.042</b>
5	2:10.250	1:06.002	32.474	31.774	12	2:08.010	1:04.650	32.066	31.294
6	2:10.115	1:05.838	32.158	32.119	13	2:08.806	1:04.912	32.303	31.591
7	2:11.601	1:06.640	32.652	32.309					

### 3 Steven Powell , ERF / GBR

Theoretische Bestzeit: 2:09.08

Lap	Time	S1	S2	S3	Lap	Time	S1	S2	S3
1	2:25.007	1:17.978	33.956	33.073	8	2:10.800	1:05.822	32.878	32.100
2	2:14.656	1:08.050	34.038	32.568	9	<b>2:09.555</b>	1:05.309	32.325	<b>31.921</b>
3	2:15.052	1:08.571	33.495	32.986	10	2:10.258	<b>1:04.871</b>	<b>32.295</b>	33.091
4	2:13.900	1:08.710	33.136	32.054	11	2:10.611	1:04.975	33.193	32.443
5	2:13.035	1:08.033	32.949	32.053	12	2:10.046	1:05.097	33.028	31.921
6	2:12.185	1:07.311	32.683	32.191	13	2:10.633	1:04.939	33.136	32.558
7	2:11.586	1:06.745	32.892	31.949					

### 4 Frans Smit , Scania / NLD

Theoretische Bestzeit: 2:08.50

Lap	Time	S1	S2	S3	Lap	Time	S1	S2	S3
1	2:46.349	1:34.791	35.291	36.267	7	2:10.727	1:06.127	32.213	32.387
2	2:15.143	1:08.222	34.269	32.652	8	2:13.210	1:06.815	32.987	33.408
3	2:14.585	1:07.531	34.006	33.048	9	2:10.378	1:05.624	<b>32.080</b>	32.674
4	2:14.527	1:08.305	33.288	32.934	10	<b>2:08.774</b>	<b>1:04.521</b>	32.120	32.127
5	2:11.124	1:06.565	32.572	31.987	11	2:10.205	1:04.668	33.019	32.518
6	2:12.903	1:08.198	32.773	31.932	12	2:10.148	1:05.713	32.535	<b>31.900</b>

### 7 Stuart Oliver , Volvo / GBR

Theoretische Bestzeit: 2:00.15

Lap	Time	S1	S2	S3	Lap	Time	S1	S2	S3
1	2:12.155	1:09.182	32.142	30.831	8	2:02.475	1:01.664	31.177	29.634
2	2:06.213	1:03.803	31.990	30.420	9	2:01.756	1:01.314	30.524	29.918
3	2:06.079	1:03.979	31.727	30.373	10	2:03.030	1:02.590	31.067	<b>29.373</b>
4	2:05.265	1:03.869	31.387	30.009	11	<b>2:01.288</b>	<b>1:00.491</b>	<b>30.288</b>	30.508
5	2:04.386	1:03.433	31.160	29.793	12	2:01.291	1:01.182	30.541	29.568
6	2:03.921	1:02.616	31.263	30.042	13	2:02.205	1:01.651	30.561	29.993
7	2:03.019	1:02.460	30.653	29.906					

### 11 Bjorn Tijhuis , DAF / NLD

Theoretische Bestzeit: 2:16.68

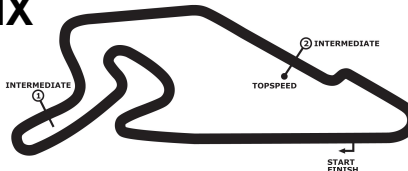
Lap	Time	S1	S2	S3	Lap	Time	S1	S2	S3
1	2:49.193	1:30.802	38.213	40.178	7	2:19.526	1:10.758	34.557	34.211
2	2:30.349	1:16.346	37.542	36.461	8	<b>2:16.940</b>	1:08.928	<b>34.022</b>	<b>33.990</b>
3	2:27.655	1:15.453	36.380	35.822	9	2:20.382	1:11.912	34.408	34.062
4	2:26.324	1:13.634	37.349	35.341	10	2:18.854	1:09.013	35.109	34.732
5	2:23.932	1:12.705	35.218	36.009	11	2:17.694	<b>1:08.671</b>	34.519	34.498
6	2:22.608	1:11.953	35.437	35.218	12	2:18.457	1:09.208	34.470	34.779

# 32. INT. ADAC TRUCK-GRAND-PRIX

Nürburgring, length 3629 m

30. June - 02. July 2017

ADAC-Mittelrhein-Cup



## Lap Analysis Race 3, 01.07.2017

**DMSB** -Reg.No.: 106/2017

### 12 Michael Oliver , Scania / GBR

Theoretische Bestzeit: 2:02.97

Lap	Time	S1	S2	S3	Lap	Time	S1	S2	S3
1	2:30.994	1:24.712	33.843	32.439	8	2:06.035	1:04.236	31.386	30.413
2	2:12.864	1:07.572	33.318	31.974	9	2:04.565	1:02.988	31.320	30.257
3	2:11.385	1:06.485	32.415	32.485	10	2:03.309	<b>1:01.794</b>	31.298	30.216
4	2:09.512	1:05.770	32.510	31.232	11	<b>2:03.021</b>	1:01.831	31.151	<b>30.039</b>
5	2:07.991	1:04.799	32.137	31.055	12	2:04.306	1:02.428	<b>31.144</b>	30.734
6	2:09.849	1:06.426	32.407	31.016	13	2:06.146	1:02.669	31.665	31.812
7	2:05.640	1:03.717	31.498	30.425					

### 14 John Bowler , FODEN / GBR

Theoretische Bestzeit: 2:09.06

Lap	Time	S1	S2	S3	Lap	Time	S1	S2	S3
1	2:36.399	1:25.956	36.133	34.310	7	2:12.759	1:06.134	33.413	33.212
2	2:20.230	1:11.597	34.524	34.109	8	2:15.800	1:07.202	33.694	34.904
3	2:18.754	1:09.291	36.280	33.183	9	2:11.049	1:05.562	32.776	32.711
4	2:15.230	1:08.337	33.361	33.532	10	<b>2:10.007</b>	1:04.904	33.196	<b>31.907</b>
5	2:15.007	1:09.143	33.437	32.427	11	2:10.932	<b>1:04.751</b>	<b>32.396</b>	33.779
6	2:13.869	1:05.958	33.975	33.936	12	2:11.263	1:05.013	32.781	33.469

### 16 Brad Smith , DAF / GBR

Theoretische Bestzeit: 2:14.51

Lap	Time	S1	S2	S3	Lap	Time	S1	S2	S3
1	2:56.325	1:33.291	37.428	45.606	7	2:19.610	1:11.574	33.843	34.193
2	2:27.395	1:14.344	36.445	36.606	8	2:16.544	1:09.386	33.523	33.635
3	2:25.265	1:12.839	35.163	37.263	9	<b>2:15.454</b>	1:09.558	<b>32.613</b>	33.283
4	2:21.430	1:12.325	34.585	34.520	10	2:15.876	<b>1:08.651</b>	32.968	34.251
5	2:21.486	1:12.557	34.510	34.419	11	2:17.327	1:09.136	33.858	34.333
6	2:23.791	1:14.627	34.134	35.030	12	2:17.998	1:10.182	34.575	<b>33.241</b>

### 17 Shane Brereton , MAN / GBR

Theoretische Bestzeit: 2:01.50

Lap	Time	S1	S2	S3	Lap	Time	S1	S2	S3
1	2:17.021	1:12.430	33.105	31.486	8	<b>2:01.961</b>	1:01.933	<b>30.425</b>	29.603
2	2:09.398	1:05.675	32.765	30.958	9	2:02.901	1:02.684	30.676	<b>29.541</b>
3	2:07.803	1:04.848	32.104	30.851	10	2:02.965	1:02.553	30.716	29.696
4	2:07.272	1:04.719	32.163	30.390	11	2:02.240	<b>1:01.531</b>	30.955	29.748
5	2:06.930	1:04.010	31.827	31.093	12	2:02.792	1:01.871	31.016	29.905
6	2:05.320	1:03.718	31.735	29.867	13	2:03.138	1:01.856	30.818	30.464
7	2:03.899	1:02.403	31.341	30.155					

### 22 Oliver Janes , Buggyra Freightliner / GBR

Theoretische Bestzeit: 2:01.31

Lap	Time	S1	S2	S3	Lap	Time	S1	S2	S3
1	2:19.678	1:14.119	33.998	31.561	8	2:03.146	1:02.307	30.937	29.902
2	2:09.194	1:04.468	33.164	31.562	9	<b>2:01.597</b>	1:01.355	<b>30.676</b>	29.566
3	2:08.992	1:04.155	33.907	30.930	10	2:02.060	1:01.229	30.774	30.057
4	2:06.966	1:04.161	31.933	30.872	11	2:04.042	1:02.707	30.923	30.412
5	2:05.329	1:03.525	31.529	30.275	12	2:05.658	1:01.467	31.402	32.789
6	2:05.140	1:03.546	31.552	30.042	13	2:01.906	<b>1:01.091</b>	31.269	<b>29.546</b>
7	2:04.456	1:02.833	31.507	30.116					

### 25 Clemens Hecker , Scania / DEU

Theoretische Bestzeit: 2:11.94

Lap	Time	S1	S2	S3	Lap	Time	S1	S2	S3
1	2:47.398	1:31.951	37.864	37.583	7	<b>2:12.740</b>	1:07.073	<b>33.424</b>	32.243
2	2:19.260	1:09.962	35.670	33.628	8	2:15.429	1:07.304	33.769	34.356
3	2:18.988	1:10.944	34.644	33.400	9	2:13.537	1:06.994	34.313	32.230
4	2:18.187	1:10.422	34.003	33.762	10	2:15.816	<b>1:06.411</b>	37.036	32.370
5	2:17.810	1:10.211	34.483	33.116	11	2:15.287	1:07.809	34.542	32.936
6	2:15.706	1:08.204	34.323	33.179	12	2:12.751	1:07.184	33.458	<b>32.109</b>

### 30 Andrew Fulcher , MAN / GBR

Theoretische Bestzeit: 2:13.93


Lap	Time	S1	S2	S3	Lap	Time	S1	S2	S3
1	2:54.843	1:34.882	39.028	40.933	7	2:19.334	1:09.735	35.350	34.249

# 32. INT. ADAC TRUCK-GRAND-PRIX

Nürburgring, length 3629 m

30. June - 02. July 2017

ADAC-Mittelrhein-Cup



## Lap Analysis Race 3, 01.07.2017

**DMSB** -Reg.No.: 106/2017

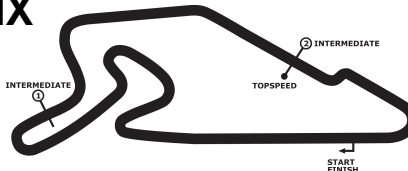
Lap	Time	S1	S2	S3	Lap	Time	S1	S2	S3
2	2:25.366	1:12.445	36.973	35.948	8	2:18.115	1:09.482	34.565	34.068
3	2:24.567	1:11.634	38.164	34.769	9	2:16.588	1:07.787	35.244	33.557
4	2:21.848	1:10.756	36.082	35.010	10	<b>2:13.939</b>	1:06.799	<b>34.033</b>	<b>33.107</b>
5	2:21.349	1:10.675	36.236	34.438	11	2:16.166	1:07.687	34.370	34.109
6	2:23.763	1:11.049	38.506	34.208	12	2:17.774	<b>1:06.792</b>	34.509	36.473

# 32. INT. ADAC TRUCK-GRAND-PRIX

Nürburgring, length 3629 m

30. June - 02. July 2017

ADAC-Mittelrhein-Cup



## Lap Analysis Race 3, 01.07.2017

**DMSB** -Reg.No.: 106/2017

**31 Jan Van Holland , Ford / NLD**

**Theoretische Bestzeit: 2:09.10**

Lap	Time	S1	S2	S3	Lap	Time	S1	S2	S3
1	2:26.195	1:18.631	34.039	33.525	7	2:11.612	1:06.578	32.452	32.582
2	2:15.400	1:08.453	33.861	33.086	8	<b>2:09.297</b>	1:04.993	32.450	<b>31.854</b>
3	3:09.455	1:38.416	40.556		9	2:10.005	1:05.270	32.314	32.421
4	3:38.307	2:31.671	33.950	32.686	10	2:09.710	<b>1:04.981</b>	<b>32.273</b>	32.456
5	2:14.233	1:07.554	33.836	32.843	11	2:12.120	1:05.978	32.717	33.425
6	2:14.011	1:07.473	33.417	33.121					

**37 Terry Gibbon , MAN / GBR**

**Theoretische Bestzeit: 2:13.21**

Lap	Time	S1	S2	S3	Lap	Time	S1	S2	S3
1	2:38.384	1:31.303	34.136	32.945	3	2:48.679	1:40.975	34.765	32.939
2	<b>2:13.219</b>	<b>1:07.631</b>	<b>33.062</b>	<b>32.524</b>	4	2:45.575	1:23.095	36.002	

**41 Simon Cole , Mercedes Benz / GBR**

**Theoretische Bestzeit: 2:10.97**

Lap	Time	S1	S2	S3	Lap	Time	S1	S2	S3
1	2:36.737	1:26.918	35.941	33.878	7	2:18.190	1:09.782	33.961	34.447
2	2:19.103	1:10.566	34.392	34.145	8	2:14.920	1:08.426	33.806	32.688
3	2:17.175	1:09.570	33.843	33.762	9	2:15.246	1:08.618	33.923	32.705
4	2:16.516	1:09.850	33.288	33.378	10	2:14.602	1:08.455	32.975	33.172
5	2:18.268	1:10.996	33.747	33.525	11	2:13.553	1:07.993	33.156	32.404
6	2:16.953	1:10.309	33.390	33.254	12	<b>2:10.973</b>	<b>1:05.971</b>	<b>32.602</b>	<b>32.396</b>

**42 Luke Garrett , MAN / GBR**

**Theoretische Bestzeit: 2:14.85**

Lap	Time	S1	S2	S3	Lap	Time	S1	S2	S3
1	2:27.731	1:19.406	34.938	33.387	7	2:17.050	1:09.342	34.278	33.430
2	2:16.945	1:08.832	34.494	33.619	8	2:19.521	1:09.049	34.440	36.032
3	2:17.672	1:09.312	35.083	33.277	9	2:18.875	1:08.763	34.556	35.556
4	2:16.334	1:08.352	34.428	33.554	10	2:18.117	1:10.416	<b>34.090</b>	33.611
5	2:17.742	1:09.999	34.610	<b>33.133</b>	11	2:18.451	1:09.352	35.305	33.794
6	<b>2:15.388</b>	<b>1:07.631</b>	34.195	33.557	12	2:18.349	1:09.237	34.472	34.640

**46 Tony Smith , SISU / GBR**

**Theoretische Bestzeit: 2:10.21**

Lap	Time	S1	S2	S3	Lap	Time	S1	S2	S3
1	2:23.092	1:16.371	33.726	32.995	7	2:36.868	1:31.126	32.556	33.186
2	2:14.270	1:09.112	32.971	32.187	8	2:17.009	1:07.877	32.932	36.200
3	2:15.542	1:08.560	33.604	33.378	9	2:13.367	1:07.162	32.203	34.002
4	2:12.176	1:07.093	32.709	32.374	10	2:12.933	1:06.509	32.628	33.796
5	<b>2:10.913</b>	1:06.933	<b>32.051</b>	<b>31.929</b>	11	2:15.030	1:06.677	33.239	35.114
6	2:10.923	<b>1:06.231</b>	32.249	32.437	12	2:16.758	1:07.639	32.436	36.683

**69 David Jenkins , MAN / GBR**

**Theoretische Bestzeit: 2:01.53**

Lap	Time	S1	S2	S3	Lap	Time	S1	S2	S3
1	2:13.343	1:10.294	32.184	30.865	8	2:03.416	1:02.493	31.048	29.875
2	2:07.142	1:04.594	32.122	30.426	9	2:02.633	1:01.807	30.876	29.950
3	2:06.787	1:04.317	31.920	30.550	10	<b>2:02.238</b>	1:01.788	30.857	29.593
4	2:05.755	1:03.613	31.461	30.681	11	2:02.518	1:01.859	30.350	30.309
5	2:05.053	1:03.007	31.823	30.223	12	2:03.905	<b>1:01.704</b>	<b>30.291</b>	31.910
6	2:03.162	1:02.932	30.692	<b>29.538</b>	13	2:03.730	1:02.295	31.122	30.313
7	2:04.767	1:03.019	30.991	30.757					

**71 Mika Mäkinen , SISU / FIN**

**Theoretische Bestzeit: 2:08.19**


Lap	Time	S1	S2	S3	Lap	Time	S1	S2	S3
1	2:21.758	1:15.999	33.544	32.215	8	2:09.551	1:06.006	31.956	31.589
2	2:12.689	1:07.378	33.007	32.304	9	<b>2:08.997</b>	1:05.803	<b>31.786</b>	<b>31.408</b>
3	2:13.484	1:07.864	33.328	32.292	10	2:09.517	1:05.937	31.955	31.625
4	2:12.263	1:07.566	32.683	32.014	11	2:09.377	<b>1:05.001</b>	32.952	31.422
5	2:10.982	1:06.698	32.482	31.802	12	2:09.450	1:05.013	32.204	32.233
6	2:12.037	1:07.447	32.824	31.766	13	2:09.726	1:05.173	31.960	32.593
7	2:10.036	1:05.973	32.533	31.530					

# 32. INT. ADAC TRUCK-GRAND-PRIX

Nürburgring, length 3629 m

30. June - 02. July 2017

ADAC-Mittelrhein-Cup



Lap Analysis Race 3, 01.07.2017

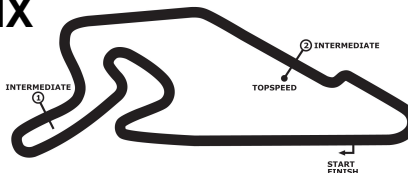
**DMSB** -Reg.No.: 106/2017

# 32. INT. ADAC TRUCK-GRAND-PRIX

Nürburgring, length 3629 m

30. June - 02. July 2017

ADAC-Mittelrhein-Cup



## Lap Analysis Race 3, 01.07.2017

**DMSB** -Reg.No.: 106/2017

### 75 Marco Donk , Volvo / NLD

Theoretische Bestzeit: 2:09.23

Lap	Time	S1	S2	S3	Lap	Time	S1	S2	S3
1	2:29.599	1:20.796	34.604	34.199	7	2:12.645	1:07.233	32.742	32.670
2	2:20.046	1:10.245	35.882	33.919	8	2:12.579	1:06.562	32.763	33.254
3	2:18.164	1:09.954	34.830	33.380	9	2:11.183	<del>1:04.471</del>	32.851	33.854
4	2:15.069	1:08.282	33.862	32.925	10	2:10.459	1:05.484	<b>32.550</b>	32.425
5	2:14.769	1:07.559	34.031	33.179	11	<b>2:09.976</b>	1:04.696	33.071	<b>32.209</b>
6	2:14.547	1:07.429	33.503	33.615	12	2:12.519	1:06.782	32.858	32.879

### 79 Luke Taylor , MAN / GBR

Theoretische Bestzeit: 2:02.11

Lap	Time	S1	S2	S3	Lap	Time	S1	S2	S3
1	2:34.135	1:26.822	34.933	32.380	8	2:05.698	1:03.565	31.332	30.801
2	2:11.484	1:06.526	33.729	31.229	9	2:04.619	1:03.319	31.177	30.123
3	2:10.982	1:06.906	32.389	31.687	10	2:02.860	1:02.524	<b>30.722</b>	<b>29.614</b>
4	2:09.154	1:06.302	31.947	30.905	11	<b>2:02.579</b>	1:02.020	30.764	29.795
5	2:07.271	1:04.793	31.734	30.744	12	2:03.405	1:02.025	30.964	30.416
6	2:06.925	1:04.648	31.731	30.546	13	2:02.807	<del>1:01.771</del>	31.005	30.023
7	2:06.892	1:04.006	32.043	30.843					

### 84 Mathew Summerfield , MAN / GBR

Theoretische Bestzeit: 2:02.25

Lap	Time	S1	S2	S3	Lap	Time	S1	S2	S3
1	2:14.177	1:11.149	32.417	30.611	8	2:04.989	1:03.287	31.391	30.311
2	2:07.612	1:04.884	32.035	30.693	9	2:03.365	1:02.875	<b>30.717</b>	<b>29.773</b>
3	2:07.488	1:04.446	32.070	30.972	10	2:04.316	1:02.456	30.756	31.104
4	2:07.154	1:04.595	32.180	30.379	11	<b>2:02.968</b>	<del>1:01.764</del>	31.052	30.152
5	2:06.164	1:03.994	31.977	30.193	12	2:08.087	1:02.029	31.787	34.271
6	2:05.590	1:03.730	31.377	30.483	13	2:25.318	1:14.495	35.648	35.175
7	2:05.586	1:03.700	31.511	30.375					

### 89 Simon Reid , IVECO / GBR

Theoretische Bestzeit: 2:06.49

Lap	Time	S1	S2	S3	Lap	Time	S1	S2	S3
1	2:16.621	1:11.970	33.095	31.556	4	2:07.363	1:04.733	32.121	<b>30.509</b>
2	2:09.177	1:05.538	32.906	30.733	5	<b>2:06.999</b>	<del>1:04.041</del>	<b>31.942</b>	31.012
3	2:07.885	1:04.815	32.171	30.899					

### 95 Richard Collett , MAN / GBR

Theoretische Bestzeit: 2:03.83

Lap	Time	S1	S2	S3	Lap	Time	S1	S2	S3
1	2:47.736	1:36.079	34.903	36.754	8	2:06.120	1:04.262	31.532	<b>30.326</b>
2	2:12.546	1:07.249	33.375	31.922	9	2:05.369	1:03.647	31.121	30.601
3	2:11.644	1:07.436	32.596	31.612	10	2:08.347	1:02.769	<b>30.781</b>	34.797
4	2:20.876	1:16.616	32.176	32.084	11	2:06.388	1:03.294	32.133	30.961
5	2:09.591	1:06.263	31.923	31.405	12	<b>2:04.857</b>	<del>1:02.724</del>	31.158	30.975
6	2:08.953	1:05.657	31.731	31.565	13	2:06.273	1:03.196	31.660	31.417
7	2:06.853	1:04.654	31.565	30.634					

### 96 Sami Ojanen , IVECO / FIN

Theoretische Bestzeit: 2:09.64

Lap	Time	S1	S2	S3	Lap	Time	S1	S2	S3
1	2:53.089	1:35.597	37.020	40.472	7	2:12.561	1:06.747	32.856	32.958
2	2:22.204	1:12.266	35.311	34.627	8	<b>2:09.705</b>	1:05.465	<b>32.312</b>	<b>31.928</b>
3	2:20.668	1:11.631	34.770	34.267	9	2:12.924	1:06.566	33.346	33.012
4	2:15.816	1:09.289	33.662	32.865	10	2:10.346	1:05.796	32.355	32.195
5	2:14.509	1:08.329	33.557	32.623	11	2:13.886	<del>1:05.401</del>	34.182	34.298
6	2:12.426	1:07.306	32.646	32.474	12	2:10.525	1:05.930	32.357	32.238

### 99 Paul McCumisky , Volvo / GBR

Theoretische Bestzeit: 2:11.38


Lap	Time	S1	S2	S3	Lap	Time	S1	S2	S3
1	2:33.729	1:23.995	36.128	33.606	7	2:14.326	1:08.253	33.415	32.658
2	2:17.896	1:09.890	34.422	33.584	8	2:15.821	1:08.134	33.369	34.318
3	2:17.701	1:10.024	33.902	33.775	9	<b>2:11.606</b>	<del>1:06.511</del>	<b>32.566</b>	32.530
4	2:15.449	1:09.194	33.256	32.999	10	2:12.572	1:06.516	33.286	32.770

# 32. INT. ADAC TRUCK-GRAND-PRIX

Nürburgring, length 3629 m

30. June - 02. July 2017

ADAC-Mittelrhein-Cup



## Lap Analysis Race 3, 01.07.2017

**DMSB** -Reg.No.: 106/2017

Lap	Time	S1	S2	S3	Lap	Time	S1	S2	S3
5	2:15.222	1:08.871	33.392	32.959	11	2:12.547	1:07.115	33.128	<b>32.304</b>
6	2:16.521	1:09.642	33.826	33.053	12	2:13.835	1:07.375	33.239	33.221