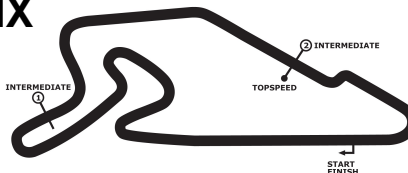


32. INT. ADAC TRUCK-GRAND-PRIX

Nürburgring, length 3629 m

30. June - 02. July 2017

ADAC-Mittelrhein-Cup



Lap Analysis Race 1, 30.06.2017

DMSB -Reg.No.: 106/2017

1 Ryan Smith , MAN / GBR

Theoretische Bestzeit: 1:55.98

Lap	Time	S1	S2	S3	Lap	Time	S1	S2	S3
1	2:00.360	1:02.098	29.718	28.544	8	1:58.724	59.238	29.973	29.513
2	1:56.430	57.943	29.822	28.665	9	1:57.194	58.538	29.818	28.838
3	1:56.424	58.129	29.667	28.628	10	1:57.315	58.769	29.788	28.758
4	1:56.688	58.523	29.684	28.481	11	1:59.547	59.435	30.814	29.298
5	1:56.604	58.337	29.691	28.576	12	1:57.809	59.318	29.854	28.637
6	1:55.984	57.893	29.646	28.445	13	1:57.481	58.817	29.758	28.906
7	1:56.827	58.348	29.718	28.761					

3 Steven Powell , ERF / GBR

Theoretische Bestzeit: 2:06.26

Lap	Time	S1	S2	S3	Lap	Time	S1	S2	S3
1	2:16.316	1:12.341	31.605	32.370	7	2:07.353	1:04.086	32.006	31.261
2	2:09.623	1:03.474	32.039	34.110	8	2:06.814	1:03.835	31.742	31.237
3	2:07.784	1:04.510	31.662	31.612	9	2:07.076	1:04.035	31.673	31.368
4	2:08.628	1:04.899	31.774	31.955	10	2:07.286	1:04.219	31.877	31.190
5	2:07.327	1:04.281	31.793	31.253	11	2:07.819	1:04.199	32.344	31.276
6	2:07.155	1:03.561	32.000	31.594	12	2:07.733	1:03.860	31.917	31.956

4 Frans Smit , Scania / NLD

Theoretische Bestzeit: 2:03.72

Lap	Time	S1	S2	S3	Lap	Time	S1	S2	S3
1	2:12.440	1:09.561	31.614	31.265	8	2:04.305	1:02.259	31.378	30.668
2	2:05.684	1:03.211	31.551	30.922	9	2:05.651	1:02.282	31.775	31.594
3	2:03.969	1:01.733	31.378	30.858	10	2:06.281	1:02.560	31.927	31.794
4	2:04.068	1:01.714	31.355	30.997	11	2:05.973	1:02.689	31.846	31.438
5	2:06.292	1:03.190	31.538	31.564	12	2:07.113	1:03.115	32.082	31.916
6	2:04.957	1:02.414	31.344	31.199	13	2:07.960	1:02.922	32.280	32.758
7	2:03.876	1:01.747	31.389	30.740					

5 Adam Bint , Volvo / GBR

Theoretische Bestzeit: 2:06.30

Lap	Time	S1	S2	S3	Lap	Time	S1	S2	S3
1	2:13.942	1:10.165	31.733	32.044	7	2:07.708	1:03.717	32.580	31.411
2	2:09.320	1:04.613	32.625	32.082	8	2:08.429	1:03.828	31.880	32.721
3	2:09.353	1:05.467	32.316	31.570	9	2:06.994	1:03.830	31.747	31.417
4	2:09.442	1:04.930	32.598	31.914	10	2:08.087	1:03.723	32.778	31.586
5	2:09.405	1:05.498	32.397	31.510	11	2:06.461	1:03.541	31.842	31.078
6	2:06.990	1:03.859	31.712	31.419	12	2:07.128	1:03.511	31.735	31.882

7 Stuart Oliver , Volvo / GBR

Theoretische Bestzeit: 1:58.15

Lap	Time	S1	S2	S3	Lap	Time	S1	S2	S3
1	2:24.633	1:24.924	30.401	29.308	8	1:59.162	59.914	30.117	29.131
2	2:02.512	1:00.551	30.094	31.867	9	1:59.317	59.640	30.150	29.527
3	2:01.848	1:02.133	30.405	29.310	10	1:59.282	59.884	29.856	29.542
4	1:58.340	59.221	29.824	29.295	11	2:00.454	1:00.342	30.386	29.726
5	2:02.524	1:00.504	30.649	31.371	12	2:02.398	59.725	30.490	32.183
6	1:59.871	1:00.840	29.924	29.107	13	1:59.084	59.992	29.854	29.238
7	1:59.238	59.517	30.115	29.606					

11 Bjorn Tjihuis , DAF / NLD

Theoretische Bestzeit: 2:10.87

Lap	Time	S1	S2	S3	Lap	Time	S1	S2	S3
1	2:26.497	1:19.621	33.688	33.188	7	2:13.037	1:06.169	33.796	33.072
2	2:12.763	1:05.830	33.694	33.239	8	2:13.362	1:05.831	34.667	32.864
3	2:11.358	1:05.880	32.875	32.603	9	2:12.319	1:06.377	33.170	32.772
4	2:12.081	1:05.945	33.163	32.973	10	2:11.427	1:05.524	33.424	32.483
5	2:13.243	1:06.129	34.075	33.039	11	2:12.241	1:05.587	33.157	33.497
6	2:13.849	1:07.608	33.271	32.970	12	2:14.452	1:07.322	32.881	34.249

12 Michael Oliver , Scania / GBR

Theoretische Bestzeit: 2:00.10


Lap	Time	S1	S2	S3	Lap	Time	S1	S2	S3
1	2:19.124	1:16.070	31.523	31.531	8	2:00.684	1:00.118	30.752	29.814

32. INT. ADAC TRUCK-GRAND-PRIX

Nürburgring, length 3629 m

30. June - 02. July 2017

ADAC-Mittelrhein-Cup



Lap Analysis Race 1, 30.06.2017

DMSB -Reg.No.: 106/2017

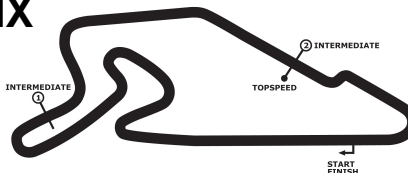
Lap	Time	S1	S2	S3	Lap	Time	S1	S2	S3
2	2:05.012	1:02.857	30.591	31.564	9	2:01.446	1:00.679	30.718	30.049
3	2:01.594	1:00.526	30.579	30.489	10	2:02.449	1:01.071	30.853	30.525
4	2:00.443	59.961	30.556	29.926	11	2:01.961	1:01.049	30.924	29.988
5	2:04.203	1:01.272	30.992	31.939	12	2:00.992	1:00.668	30.447	29.877
6	2:11.079	1:10.936	30.444	29.699	13	2:01.791	1:00.707	30.970	30.114
7	2:01.486	1:00.540	31.022	29.924					

32. INT. ADAC TRUCK-GRAND-PRIX

Nürburgring, length 3629 m

30. June - 02. July 2017

ADAC-Mittelrhein-Cup



Lap Analysis Race 1, 30.06.2017

DMSB -Reg.No.: 106/2017

14 John Bowler , FODEN / GBR

Theoretische Bestzeit: 2:06.27

Lap	Time	S1	S2	S3	Lap	Time	S1	S2	S3
1	2:22.081	1:15.824	33.351	32.906	7	2:07.097	1:03.450	32.039	31.608
2	2:10.558	1:05.652	32.451	32.455	8	2:06.598	1:03.436	31.875	31.287
3	2:10.085	1:04.979	32.307	32.799	9	2:06.834	1:03.183	31.906	31.745
4	2:09.944	1:04.453	33.058	32.433	10	2:09.134	1:04.382	32.207	32.545
5	2:08.775	1:03.922	32.508	32.345	11	2:07.862	1:04.770	31.873	31.219
6	2:08.475	1:04.466	32.278	31.731	12	2:08.140	1:03.740	31.943	32.457

16 Brad Smith , DAF / GBR

Theoretische Bestzeit: 2:09.42

Lap	Time	S1	S2	S3	Lap	Time	S1	S2	S3
1	2:28.402	1:20.103	35.202	33.097	7	2:13.076	1:06.865	33.004	33.207
2	2:11.767	1:06.513	32.666	32.588	8	2:11.158	1:05.243	32.177	33.738
3	2:11.272	1:05.882	32.356	33.034	9	2:11.085	1:06.359	32.718	32.008
4	2:11.742	1:06.005	32.903	32.834	10	2:14.118	1:07.893	32.721	33.504
5	2:11.614	1:06.149	32.819	32.646	11	2:13.704	1:05.688	34.131	33.885
6	2:12.311	1:06.647	32.604	33.060	12	2:14.193	1:08.010	32.904	33.279

17 Shane Brereton , MAN / GBR

Theoretische Bestzeit: 1:55.89

Lap	Time	S1	S2	S3	Lap	Time	S1	S2	S3
1	2:01.326	1:03.035	29.622	28.669	8	1:57.843	59.139	30.052	28.652
2	1:56.919	58.741	29.658	28.520	9	1:58.683	59.207	30.113	29.363
3	1:56.088	57.911	29.764	28.413	10	1:58.161	59.188	29.836	29.137
4	1:56.772	58.523	29.842	28.407	11	2:02.758	1:03.566	30.282	28.910
5	1:56.720	58.401	29.953	28.366	12	1:59.106	59.991	30.273	28.842
6	1:57.563	58.914	30.070	28.579	13	1:58.793	59.807	29.966	29.020
7	2:08.099	1:09.584	29.986	28.529					

22 Oliver Janes , Buggyra Freightliner / GBR

Theoretische Bestzeit: 1:57.61

Lap	Time	S1	S2	S3	Lap	Time	S1	S2	S3
1	2:06.604	1:05.077	31.906	29.621	8	1:58.418	59.258	30.007	29.153
2	1:58.193	59.190	30.074	28.929	9	2:00.519	1:00.463	30.939	29.117
3	1:58.744	59.417	30.101	29.226	10	1:59.868	59.727	31.108	29.033
4	1:58.840	59.585	30.133	29.122	11	2:00.053	1:00.839	30.251	28.963
5	1:58.089	58.980	30.010	29.099	12	1:58.220	59.426	29.957	28.837
6	1:58.839	59.591	30.173	29.075	13	1:59.118	58.823	30.490	29.805
7	1:58.711	59.468	30.264	28.979					

25 Clemens Hecker , Scania / DEU

Theoretische Bestzeit: 2:09.47

Lap	Time	S1	S2	S3	Lap	Time	S1	S2	S3
1	2:29.480	1:22.221	34.098	33.161	7	2:10.563	1:05.750	32.361	32.452
2	2:12.535	1:06.975	33.356	32.204	8	2:09.786	1:05.401	32.535	31.850
3	2:10.584	1:05.263	32.981	32.340	9	2:15.480	1:09.509	33.854	32.117
4	2:11.818	1:06.074	32.967	32.777	10	2:14.275	1:07.563	32.970	33.742
5	2:11.670	1:06.178	33.090	32.402	11	2:13.045	1:05.676	33.139	34.230
6	2:11.514	1:06.378	32.389	32.747	12	2:10.999	1:06.727	32.403	31.869

30 Andrew Fulcher , MAN / GBR

Theoretische Bestzeit: 2:11.11

Lap	Time	S1	S2	S3	Lap	Time	S1	S2	S3
1	2:33.233	1:23.277	35.350	34.606	7	2:13.711	1:07.290	33.622	32.799
2	2:12.744	1:06.274	33.357	33.113	8	2:13.652	1:06.309	34.217	33.126
3	2:12.153	1:06.053	33.187	32.913	9	2:12.606	1:06.273	33.668	32.665
4	2:12.686	1:06.432	33.371	32.883	10	2:12.481	1:05.968	33.512	33.001
5	2:11.782	1:05.846	33.241	32.695	11	2:12.487	1:06.628	32.997	32.862
6	2:12.656	1:05.951	33.455	33.250	12	2:13.697	1:05.451	34.927	33.319

31 Jan Van Holland , Ford / NLD

Theoretische Bestzeit: 2:05.59


Lap	Time	S1	S2	S3	Lap	Time	S1	S2	S3
1	2:14.915	1:11.662	31.872	31.381	7	2:07.090	1:03.276	31.779	32.035
2	2:08.923	1:04.365	32.160	32.398	8	2:08.165	1:04.885	31.856	31.424

32. INT. ADAC TRUCK-GRAND-PRIX

Nürburgring, length 3629 m

30. June - 02. July 2017

ADAC-Mittelrhein-Cup



Lap Analysis Race 1, 30.06.2017

DMSB -Reg.No.: 106/2017

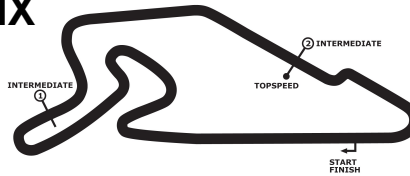
Lap	Time	S1	S2	S3	Lap	Time	S1	S2	S3
3	2:09.266	1:05.708	31.995	31.563	9	2:06.025	1:02.661	31.758	31.602
4	2:09.948	1:05.254	32.526	32.168	10	2:07.581	1:02.989	32.786	31.806
5	2:10.413	1:04.908	32.244	33.261	11	2:07.258	1:04.161	31.547	31.550
6	2:07.859			31.454	12	2:06.517	1:02.693	32.034	31.790

32. INT. ADAC TRUCK-GRAND-PRIX

Nürburgring, length 3629 m

30. June - 02. July 2017

ADAC-Mittelrhein-Cup



Lap Analysis Race 1, 30.06.2017

DMSB -Reg.No.: 106/2017

37 Terry Gibbon , MAN / GBR

Theoretische Bestzeit: 1:57.97

Lap	Time	S1	S2	S3	Lap	Time	S1	S2	S3
1	2:10.629	1:07.630	31.983	31.016	8	1:59.534	1:00.041	29.983	29.510
2	2:02.755	1:01.744	30.960	30.051	9	2:00.392	1:00.424	30.406	29.562
3	2:02.824	1:01.332	31.015	30.477	10	2:00.031	59.852	30.423	29.756
4	2:01.039	1:01.035	30.217	29.787	11	2:00.022	59.391	30.111	30.520
5	1:58.055	58.955	29.716	29.384	12	1:59.329	1:00.057	29.969	29.303
6	1:59.068	59.395	30.137	29.536	13	1:59.045	59.629	29.994	29.422
7	2:00.734	1:01.184	29.787	29.763					

41 Simon Cole , Mercedes Benz / GBR

Theoretische Bestzeit: 2:06.60

Lap	Time	S1	S2	S3	Lap	Time	S1	S2	S3
1	2:17.220	1:13.164	31.929	32.127	7	2:06.942	1:04.261	31.760	30.916
2	2:10.222	1:04.915	32.106	33.201	8	2:08.149	1:05.388	31.660	31.101
3	2:08.022	1:04.965	31.954	31.103	9	2:07.844	1:04.564	31.422	31.858
4	2:08.026	1:04.430	32.139	31.457	10	2:11.213	1:04.370	32.197	34.646
5	2:10.526	1:04.937	32.202	33.387	11	2:09.163	1:05.526	32.054	31.583
6	2:08.424	1:04.381	32.512	31.531	12	2:10.861	1:06.018	33.188	31.655

42 Luke Garrett , MAN / GBR

Theoretische Bestzeit: 2:06.67

Lap	Time	S1	S2	S3	Lap	Time	S1	S2	S3
1	2:20.890	1:14.879	32.509	33.502	7	2:07.776	1:04.140	31.980	31.656
2	2:09.482	1:04.960	32.069	32.453	8	2:07.816	1:04.059	32.030	31.727
3	2:08.553	1:05.079	31.925	31.549	9	2:07.021	1:03.971	32.274	30.775
4	2:08.132	1:04.003	32.186	31.943	10	2:10.177	1:05.109	32.741	32.327
5	2:10.275	1:04.213	32.010	34.052	11	2:09.647	1:05.236	31.997	32.414
6	2:09.307	1:05.288	32.041	31.978	12	2:08.765	1:04.863	32.444	31.458

44 Rody Smit , Volvo / NLD

Theoretische Bestzeit: 2:04.88

Lap	Time	S1	S2	S3	Lap	Time	S1	S2	S3
1	2:13.866	1:10.665	31.997	31.204	8	2:06.055	1:02.754	31.436	31.865
2	2:06.630	1:04.061	31.481	31.088	9	2:05.748	1:02.958	31.641	31.149
3	2:06.850	1:02.846	31.310	32.694	10	2:06.665	1:03.606	31.457	31.602
4	2:07.100	1:04.028	31.784	31.288	11	2:05.840	1:03.032	31.522	31.286
5	2:06.090	1:03.371	31.466	31.253	12	2:06.687	1:03.131	31.943	31.613
6	2:05.794	1:03.257	31.454	31.083	13	2:05.627	1:02.812	31.052	31.763
7	2:05.844	1:03.020	31.601	31.223					

46 Tony Smith , SISU / GBR

Theoretische Bestzeit: 2:07.79

Lap	Time	S1	S2	S3	Lap	Time	S1	S2	S3
1	2:32.054	1:27.806	31.965	32.283	7	2:13.586	1:07.244	32.187	34.155
2	2:11.803	1:06.037	33.377	32.389	8	2:20.417	1:15.603	32.538	32.276
3	2:17.877	1:10.372	33.026	34.479	9	2:09.241	1:05.194	31.728	32.319
4	2:12.921	1:08.577	31.920	32.424	10	2:09.666	1:05.412	31.654	32.600
5	2:15.483	1:07.493	35.304	32.686	11	2:18.570	1:13.231	32.015	33.324
6	2:09.429	1:05.337	32.130	31.962	12	2:08.235	1:04.171	31.653	32.405

69 David Jenkins , MAN / GBR

Theoretische Bestzeit: 1:56.98

Lap	Time	S1	S2	S3	Lap	Time	S1	S2	S3
1	2:02.249	1:03.834	29.776	28.639	8	1:59.175	59.394	30.017	29.764
2	1:57.393	58.568	29.866	28.959	9	1:58.923	59.185	30.355	29.383
3	1:57.374	58.688	29.836	28.850	10	1:58.504	59.292	29.904	29.308
4	1:58.069	59.369	29.939	28.761	11	2:11.874	1:12.336	30.128	29.410
5	1:58.289	59.071	29.950	29.268	12	1:58.652	59.232	30.111	29.309
6	1:58.804	59.422	29.824	29.558	13	1:59.379	59.605	30.120	29.654
7	1:59.103	59.770	29.977	29.356					

71 Mika Mäkinen , SISU / FIN

Theoretische Bestzeit: 2:03.60

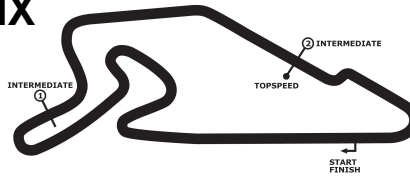
Lap	Time	S1	S2	S3	Lap	Time	S1	S2	S3
1	2:11.524	1:08.274	32.165	31.085	8	2:07.778	1:04.535	31.500	31.743

32. INT. ADAC TRUCK-GRAND-PRIX

Nürburgring, length 3629 m

30. June - 02. July 2017

ADAC-Mittelrhein-Cup



Lap Analysis Race 1, 30.06.2017

DMSB -Reg.No.: 106/2017

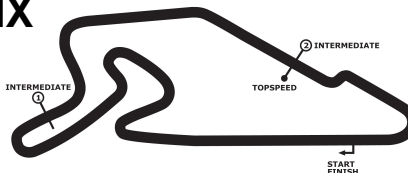
Lap	Time	S1	S2	S3	Lap	Time	S1	S2	S3
2	2:04.310	1:02.111	31.289	30.910	9	2:07.180	1:03.826	31.877	31.477
3	2:04.003	1:02.082	31.158	30.763	10	2:08.258	1:04.709	31.830	31.719
4	2:04.296	1:02.465	31.318	30.513	11	2:05.947	1:03.262	31.447	31.238
5	2:06.698	1:02.898	32.773	31.027	12	2:05.324	1:02.496	31.682	31.146
6	2:05.984	1:02.779	31.014	32.191	13	2:08.960	1:04.337	31.834	32.789
7	2:08.709	1:04.406	32.812	31.491					

32. INT. ADAC TRUCK-GRAND-PRIX

Nürburgring, length 3629 m

30. June - 02. July 2017

ADAC-Mittelrhein-Cup



Lap Analysis Race 1, 30.06.2017

DMSB -Reg.No.: 106/2017

75 Marco Donk , Volvo / NLD

Theoretische Bestzeit: 2:06.83

Lap	Time	S1	S2	S3	Lap	Time	S1	S2	S3
1	2:21.129	1:14.930	33.072	33.127	7	2:07.918	1:03.612	32.322	31.984
2	2:08.816	1:03.752	32.186	32.878	8	2:06.880	1:03.401	32.093	31.381
3	2:08.122	1:03.834	32.517	31.771	9	2:07.369	1:03.712	32.209	31.448
4	2:08.232	1:03.555	32.464	32.213	10	2:08.637	1:03.625	32.177	32.835
5	2:09.515	1:04.034	32.052	33.429	11	2:08.673	1:04.665	32.249	31.759
6	2:08.613	1:05.038	32.056	31.519	12	2:08.048	1:03.969	32.416	31.663

79 Luke Taylor , MAN / GBR

Theoretische Bestzeit: 1:59.35

Lap	Time	S1	S2	S3	Lap	Time	S1	S2	S3
1	2:20.756	1:17.461	31.392	31.903	8	2:00.296	1:00.335	30.260	29.701
2	2:06.494	1:02.185	32.025	32.284	9	1:59.427	1:00.007	30.109	29.311
3	2:01.105	1:01.286	30.317	29.502	10	2:00.792	1:00.429	30.264	30.099
4	2:00.563	1:00.765	30.399	29.399	11	2:00.655	1:00.556	30.247	29.852
5	2:01.083	59.933	30.891	30.259	12	2:00.977	1:01.120	30.276	29.581
6	2:01.321	1:01.510	30.222	29.589	13	2:02.657	1:02.318	30.377	29.962
7	2:00.658	1:00.913	30.231	29.514					

84 Mathew Summerfield , MAN / GBR

Theoretische Bestzeit: 1:57.97

Lap	Time	S1	S2	S3	Lap	Time	S1	S2	S3
1	2:04.293	1:05.113	30.239	28.941	8	1:58.495	59.243	29.984	29.268
2	1:58.627	59.609	30.074	28.944	9	1:59.761	1:00.412	30.216	29.133
3	1:59.085	1:00.013	30.061	29.011	10	1:59.361	1:00.092	30.200	29.069
4	1:58.341	59.424	29.977	28.940	11	1:59.186	59.808	30.149	29.229
5	1:59.429	59.607	30.677	29.145	12	1:59.037	59.858	30.070	29.109
6	1:58.460	59.733	29.876	28.851	13	2:00.094	59.816	30.663	29.615
7	1:59.103	59.653	30.137	29.313					

89 Simon Reid , IVECO / GBR

Theoretische Bestzeit: 1:59.38

Lap	Time	S1	S2	S3	Lap	Time	S1	S2	S3
1	2:06.306	1:06.104	30.718	29.484	8	2:00.238	1:00.082	30.383	29.773
2	2:00.114	1:00.212	30.381	29.521	9	2:00.482	1:00.210	30.559	29.713
3	2:00.166	59.862	30.206	30.098	10	2:01.288	1:01.057	30.594	29.637
4	1:59.533	59.891	30.265	29.377	11	2:00.294	1:00.433	30.543	29.318
5	2:00.224	1:00.123	30.636	29.465	12	2:00.292	1:00.279	30.305	29.708
6	2:00.654	1:00.490	30.379	29.785	13	2:00.353	1:00.292	30.481	29.580
7	2:00.316	1:00.215	30.597	29.504					

95 Richard Collett , MAN / GBR

Theoretische Bestzeit: 2:00.50

Lap	Time	S1	S2	S3	Lap	Time	S1	S2	S3
1	2:12.168	1:07.720	30.845	33.603	4	2:01.373	1:01.144	30.056	30.173
2	2:04.202	1:02.831	30.570	30.801	5	2:01.833	1:00.321	30.512	31.000
3	2:02.845	1:00.845	30.897	31.103	6	2:03.260	1:00.751	30.014	32.495

96 Sami Ojanen , IVECO / FIN

Theoretische Bestzeit: 2:05.87

Lap	Time	S1	S2	S3	Lap	Time	S1	S2	S3
1	2:17.557	1:13.806	31.686	32.065	7	2:07.874	1:04.641	31.589	31.644
2	2:11.475	1:05.064	32.472	33.939	8	2:07.451	1:04.420	31.773	31.258
3	2:07.463	1:04.043	31.945	31.475	9	2:06.707	1:03.617	32.162	30.928
4	2:08.008	1:04.450	32.171	31.387	10	2:08.427	1:04.231	32.569	31.627
5	2:11.990	1:04.436	32.153	35.401	11	2:05.966	1:03.571	31.371	31.024
6	2:08.818	1:05.390	31.720	31.708	12	2:06.784	1:03.665	31.767	31.352

99 Paul McCumisky , Volvo / GBR

Theoretische Bestzeit: 2:08.15


Lap	Time	S1	S2	S3	Lap	Time	S1	S2	S3
1	2:55.270	1:30.304	34.003		7	2:09.757	1:05.698	32.201	31.858
2	4:51.914	3:47.215	32.430	32.269	8	2:10.221	1:05.769	31.815	32.637
3	2:13.532	1:09.291	31.848	32.393	9	2:10.253	1:05.617	32.180	32.456
4	2:09.161	1:04.481	32.439	32.239	10	2:10.080	1:05.561	32.258	32.261

32. INT. ADAC TRUCK-GRAND-PRIX

Nürburgring, length 3629 m

30. June - 02. July 2017

ADAC-Mittelrhein-Cup



Lap Analysis Race 1, 30.06.2017

DMSB -Reg.No.: 106/2017

Lap	Time	S1	S2	S3	Lap	Time	S1	S2	S3
5	2:11.950	1:06.219	32.628	33.103	11	2:11.183	1:06.490	32.559	32.134
6	2:09.822	1:05.186	32.480	32.156					