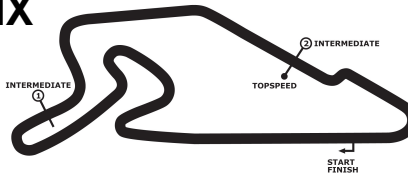


32. INT. ADAC TRUCK-GRAND-PRIX

Nürburgring, length 3629 m

30. June - 02. July 2017

ADAC-Mittelrhein-Cup



Lap Analysis Qualifying for Race 1 and 3, 30.06.2017

DMSB -Reg.No.: 105/2017
theoretical besttime: 1:56.124

1 Ryan Smith , MAN,

Lap	D	Time	S1	V1	S2	V2	S3	V3	Lap	D	Time	S1	V1	S2	V2	S3	V3
1	1	1:57.147			29.803				8	1	1:57.226	58.452		29.912			
2	1	1:57.036	58.749		29.766				9	1	1:56.799	58.507		29.707			
3	1	2:09.193	1:02.383		36.501				10	1	2:56.175	1:12.937		55.432			
4	1	1:56.907	58.773		29.754				11	1	1:56.861	58.502		29.521			
5	1	2:29.918	1:04.020		38.034				12	1	1:56.277	58.254		29.674			
6	1	9:49.474	8:20.306		58.487				13	1	2:51.538	1:17.034		43.953			
7	1	1:57.125	58.723		30.014												

2 Ray Coleman , MAN,

theoretical besttime:

Lap	D	Time	S1	V1	S2	V2	S3	V3	Lap	D	Time	S1	V1	S2	V2	S3	V3
1	1	3:14.239			53.462												

3 Steven Powell , ERF,

theoretical besttime: 2:05.672

Lap	D	Time	S1	V1	S2	V2	S3	V3	Lap	D	Time	S1	V1	S2	V2	S3	V3
1	1	2:08.396			33.085				7	1	2:07.009	1:03.479		31.446			
2	1	2:07.572	1:03.763		32.016				8	1	2:06.295	1:03.181		31.682			
3	1	2:08.311	1:04.044		32.166				9	1	2:06.069	1:03.406		31.617			
4	1	2:07.420	1:03.487		31.904				10	1	2:39.448	1:06.396		46.029			
5	1	3:07.970	1:06.271		57.234				11	1	4:31.349	3:01.190		39.222			
6	1	5:37.842	4:30.078		36.447												

4 Frans Smit , Scania,

theoretical besttime: 2:03.462

Lap	D	Time	S1	V1	S2	V2	S3	V3	Lap	D	Time	S1	V1	S2	V2	S3	V3
1	1	2:08.572			31.974				7	1	2:05.968	1:03.020		32.032			
2	1	2:06.238	1:03.758		31.375				8	1	2:04.743	1:01.721		30.981			
3	1	2:05.941	1:02.885		31.429				9	1	2:04.791	1:02.180		31.556			
4	1	2:04.860	1:02.632		31.475				10	1	2:04.391	1:02.150		31.286			
5	1	2:42.872	1:02.393		32.494				11	1	3:06.610	1:22.042		47.451			
6	1	5:50.162	4:45.292		32.209												

5 Adam Bint , Volvo,

theoretical besttime: 2:06.677

Lap	D	Time	S1	V1	S2	V2	S3	V3	Lap	D	Time	S1	V1	S2	V2	S3	V3
1	1	2:09.932			32.771				8	1	2:11.205	1:04.659		33.670			
2	1	2:09.368	1:04.514		32.172				9	1	2:09.334						
3	1	2:09.087	1:04.474		32.476				10	1	2:07.717	1:04.251		32.009			
4	1	2:08.876	1:04.750		32.128				11	1	2:30.891	1:07.323		35.269			
5	1	2:56.831	1:04.249		52.758				12	1	5:55.977	4:50.075		32.957			
6	1	5:36.323	4:30.801		32.817				13	1	2:06.677	1:03.821		31.857			
7	1	2:10.593	1:05.493		32.082				14	1	2:07.006	1:03.909		31.937			

7 Stuart Oliver , Volvo,

theoretical besttime: 1:59.095

Lap	D	Time	S1	V1	S2	V2	S3	V3	Lap	D	Time	S1	V1	S2	V2	S3	V3
1	1	2:07.383			30.815				5	1	2:32.933	1:00.909		30.715			
2	1	1:59.095	59.233		30.257				6	1	6:01.766	4:58.284		32.603			
3	1	2:25.361	1:17.686		35.808				7	1	2:01.139	1:00.788		30.637			
4	1	2:02.375	1:01.104		31.016				8	1	2:59.946	1:26.704		42.204			

10 Wim Groteboer , Scania,

theoretical besttime: 2:11.934

Lap	D	Time	S1	V1	S2	V2	S3	V3	Lap	D	Time	S1	V1	S2	V2	S3	V3
1	1	2:16.632			34.024				6	1	6:02.322	4:54.803		34.477			
2	1	2:14.958	1:08.019		33.667				7	1	2:17.079	1:07.426		35.392			
3	1	2:13.126	1:06.781		34.636				8	1	2:22.008	1:08.169		33.444			
4	1	2:17.673	1:07.496		35.019				9	1	5:25.366	4:17.479		34.511			
5	1	3:33.492	1:24.056		51.849												

11 Bjorn Tjihuis , DAF,

theoretical besttime: 2:10.371


Lap	D	Time	S1	V1	S2	V2	S3	V3	Lap	D	Time	S1	V1	S2	V2	S3	V3
1	1	3:33.745			36.617				9	1	2:20.985	1:07.632		37.479			
2	1	2:14.439	1:07.011		33.690				10	1	2:15.028	1:08.272		33.358			
3	1	2:16.272	1:07.214		34.741				11	1	2:10.837	1:06.224		33.331			
4	1	2:15.626	1:07.183		34.475				12	1	2:13.360	1:06.639		33.477			
5	1	2:16.397	1:06.720		33.668				13	1	2:27.971	1:07.146		33.179			

32. INT. ADAC TRUCK-GRAND-PRIX

Nürburgring, length 3629 m

30. June - 02. July 2017

ADAC-Mittelrhein-Cup



Lap Analysis Qualifying for Race 1 and 3, 30.06.2017

DMSB

Reg. No.: 105/2017

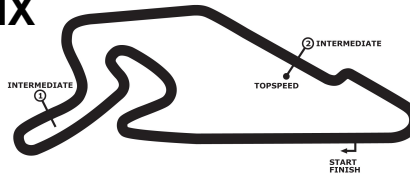
Lap	D	Time	S1	V1	S2	V2	S3	V3	Lap	D	Time	S1	V1	S2	V2
6	1	3:27.226	1:28.901		50.313				14	1	3:27.033	2:19.050		34.026	
7	1	4:25.616	3:16.493		35.183				15	1	2:12.766	1:06.007		33.642	
8	1	2:12.279	1:06.029		33.082										

32. INT. ADAC TRUCK-GRAND-PRIX

Nürburgring, length 3629 m

30. June - 02. July 2017

ADAC-Mittelrhein-Cup



Lap Analysis Qualifying for Race 1 and 3, 30.06.2017

DMSB - Reg.No.: 105/2017
theoretical besttime: **2:00.318**

12 Michael Oliver , Scania,

Lap	D	Time	S1	V1	S2	V2	S3	V3	Lap	D	Time	S1	V1	S2	V2	S3	V3
1	1	2:01.370			30.493				9	1	2:23.244	1:19.220		33.464			
2	1	2:26.890	1:11.751		34.689				10	1	2:01.832	1:00.746		31.239			
3	1	5:06.217	4:04.513		31.624				11	1	2:01.540	1:01.355		30.749			
4	1	3:00.586	1:07.326		53.448				12	1	2:02.304	1:00.469		30.926			
5	1	3:52.321	2:51.511		31.018				13	1	2:16.461	1:09.300		35.174			
6	1	2:00.600	1:00.218		30.775				14	1	2:00.157	1:00.257		30.499			
7	1	2:23.674	1:03.408		47.819				15	1	2:34.429	1:11.689		37.346			
8	1	2:01.367	1:00.270		30.698												

14 John Bowler , FODEN,

theoretical besttime: **2:07.550**

Lap	D	Time	S1	V1	S2	V2	S3	V3	Lap	D	Time	S1	V1	S2	V2	S3	V3
1	1	2:14.604			34.879				7	1	2:10.922	1:06.155		32.576			
2	1	2:13.415	1:06.348		34.645				8	1	2:09.212	1:04.740		32.381			
3	1	2:13.048	1:05.836		34.155				9	1	2:07.830	1:03.692		32.304			
4	1	2:10.429	1:05.016		33.060				10	1	2:08.376	1:03.759		32.350			
5	1	2:49.210	1:04.954		37.011				11	1	2:09.958	1:05.337		33.067			
6	1	5:38.475	4:33.877		32.359				12	1	2:43.700	1:04.900		43.315			

16 Brad Smith , DAF,

theoretical besttime: **2:10.466**

Lap	D	Time	S1	V1	S2	V2	S3	V3	Lap	D	Time	S1	V1	S2	V2	S3	V3
1	1	2:17.487			33.843				6	1	4:07.813	2:59.616		33.466			
2	1	2:15.217	1:07.429		34.465				7	1	2:15.200	1:07.226		32.939			
3	1	2:30.120	1:07.413		33.990				8	1	2:13.314	1:07.422		32.727			
4	1	2:15.170	1:08.811		33.062				9	1	2:10.790	1:05.941		32.749			
5	1	3:22.741	1:17.972		57.713				10	1	2:11.693	1:06.289		32.425			

17 Shane Breerton , MAN,

theoretical besttime: **1:57.745**

Lap	D	Time	S1	V1	S2	V2	S3	V3	Lap	D	Time	S1	V1	S2	V2	S3	V3
1	1	2:00.527			30.320				9	1	1:59.761	1:00.398		30.234			
2	1	1:59.883	59.709		30.518				10	1	2:41.552	1:18.816		49.628			
3	1	1:59.694	59.651		30.432				11	1	2:13.717	1:06.532		36.710			
4	1	2:00.642	1:00.916		30.429				12	1	1:59.014	59.656		30.117			
5	1	3:25.616	1:25.001		57.467				13	1	1:58.993	59.680		30.272			
6	1	4:28.247	3:25.033		32.428				14	1	1:59.652	59.290		30.412			
7	1	2:00.766	1:00.805		30.241				15	1	1:59.134	1:00.031		30.174			
8	1	2:00.218	59.893		30.300				16	1	1:58.541	1:00.086		29.853			

22 Oliver Janes , Buggyra Freightliner,

theoretical besttime: **1:57.799**

Lap	D	Time	S1	V1	S2	V2	S3	V3	Lap	D	Time	S1	V1	S2	V2	S3	V3
1	1	2:00.283			30.580				10	1	1:59.717	59.617		30.324			
2	1	2:00.887	1:00.462		30.790				11	1	2:00.102	59.710		30.381			
3	1	1:59.859	1:00.061		30.578				12	1	1:59.122	1:00.041		30.215			
4	1	2:02.094	1:00.102		30.930				13	1	1:59.262	59.678		30.175			
5	1	2:12.884	1:03.878		35.313				14	1	2:28.969	1:14.884		39.725			
6	1	3:26.188	1:20.319		49.884				15	1	1:57.799	59.189		29.961			
7	1	3:07.295	2:00.074		35.562				16	1	2:15.461	1:01.488		38.166			
8	1	1:59.041	59.478		30.213				17	1	2:21.216	1:18.492		33.073			
9	1	2:00.860	1:00.041		31.076												

25 Clemens Hecker , Scania,

theoretical besttime: **2:10.910**

Lap	D	Time	S1	V1	S2	V2	S3	V3	Lap	D	Time	S1	V1	S2	V2	S3	V3
1	1	3:21.185			35.713				3	1	2:14.493	1:05.871		34.950			
2	1	2:11.218	1:06.179		33.166												

30 Andrew Fulcher , MAN,

theoretical besttime: **2:11.929**


Lap	D	Time	S1	V1	S2	V2	S3	V3	Lap	D	Time	S1	V1	S2	V2	S3	V3
1	1	2:17.320			35.077				8	1	2:33.016	1:07.323		38.640			
2	1	2:15.264	1:08.378		33.836				9	1	4:49.487	3:42.709		33.885			
3	1	2:18.316	1:09.184		34.725				10	1	2:13.524	1:06.082		33.702			
4	1	2:17.405	1:07.131		35.406				11	1	2:13.547	1:06.354		33.438			
5	1	3:35.046	1:24.562		50.292				12	1	2:14.767	1:06.322		34.496			
6	1	6:23.072	5:13.670		35.390				13	1	2:19.251	1:11.793		34.202			

32. INT. ADAC TRUCK-GRAND-PRIX

Nürburgring, length 3629 m

30. June - 02. July 2017

ADAC-Mittelrhein-Cup



Lap Analysis Qualifying for Race 1 and 3, 30.06.2017

DMSB

Reg. No.: 105/2017


Lap	D	Time	S1	V1	S2	V2	S3	V3	Lap	D	Time	S1	V1	S2	V2	Reg. No.
7	1	2:12.432	1:06.586		33.002											105/2017

32. INT. ADAC TRUCK-GRAND-PRIX

Nürburgring, length 3629 m

30. June - 02. July 2017

ADAC-Mittelrhein-Cup



Lap Analysis Qualifying for Race 1 and 3, 30.06.2017

DMSB - Reg No : 105/2017
theoretical besttime: **2:04.830**

31 Jan Van Holland , Ford,

Lap	D	Time	S1	V1	S2	V2	S3	V3	Lap	D	Time	S1	V1	S2	V2	S3	V3
1	1	2:07.038			32.044				9	1	2:06.060	1:03.342		31.781			
2	1	2:07.968	1:04.085		31.817				10	1	2:07.506	1:02.998		32.267			
3	1	2:08.085	1:04.005		32.074				11	1	2:07.120	1:03.749		31.902			
4	1	2:07.366	1:03.636		32.138				12	1	2:06.456	1:03.290		31.865			
5	1	3:02.912	1:04.818		54.821				13	1	2:06.737	1:03.477		31.735			
6	1	5:03.960	3:58.325		33.016				14	1	2:06.166	1:02.619		31.761			
7	1	2:08.162	1:05.319		31.629				15	1	2:06.606	1:03.292		31.607			
8	1	2:05.551	1:02.281		31.741				16	1	2:07.788	1:04.308		32.269			

37 Terry Gibbon , MAN,

theoretical besttime: **1:50.282**

Lap	D	Time	S1	V1	S2	V2	S3	V3	Lap	D	Time	S1	V1	S2	V2	S3	V3
1	1	2:02.816			30.940				10	1	2:07.990	1:08.455		30.298			
2	1	2:00.830	1:00.286		30.972				11	1	1:59.666	59.540		30.434			
3	1	1:59.428	59.771		30.118				12	1	2:29.528	1:23.437		36.121			
4	1	2:04.257	1:03.699		32.595				13	1	1:58.857	59.225		30.346			
5	1	1:58.839	59.385		30.098				14	1	2:00.169	59.529		30.671			
6	1	3:25.776	1:16.816		57.814				15	1	1:59.510	59.872		30.188			
7	1	4:47.324	3:36.914		39.352				16	1	1:59.121	59.133		30.161			
8	1	1:58.523	1:00.619		31.823				17	1	2:55.582	1:06.607		43.534			
9	1	2:00.031	1:07.767		31.213												

41 Simon Cole , Mercedes Benz,

theoretical besttime: **2:06.499**

Lap	D	Time	S1	V1	S2	V2	S3	V3	Lap	D	Time	S1	V1	S2	V2	S3	V3
1	1	2:16.940			32.796				7	1	2:07.934	1:05.292		31.626			
2	1	2:14.891	1:08.673		33.122				8	1	2:07.752	1:04.720		31.621			
3	1	2:10.435	1:05.222		32.724				9	1	2:07.321	1:03.941		31.538			
4	1	2:10.368	1:05.833		32.407				10	1	2:07.474	1:04.073		31.649			
5	1	2:54.060	1:04.546		47.558				11	1	2:08.019	1:04.230		31.863			
6	1	5:27.262	4:23.025		31.664				12	1	2:41.541	1:13.533		38.268			

42 Luke Garrett , MAN,

theoretical besttime: **2:06.723**

Lap	D	Time	S1	V1	S2	V2	S3	V3	Lap	D	Time	S1	V1	S2	V2	S3	V3
1	1	2:10.268			32.918				8	1	2:09.651	1:05.556		32.039			
2	1	2:11.380	1:05.883		32.746				9	1	2:09.068	1:04.932		32.466			
3	1	2:07.459	1:03.744		32.380				10	1	2:09.508	1:03.869		32.935			
4	1	2:07.627	1:03.341		32.481				11	1	2:27.496	1:13.053		39.154			
5	1	2:31.477	1:04.062		32.619				12	1	2:08.579	1:03.954		32.708			
6	1	6:19.201	5:13.116		33.330				13	1	2:45.896	1:17.968		38.756			
7	1	2:11.309	1:05.356		34.549												

44 Rody Smit , Volvo,

theoretical besttime: **2:04.620**

Lap	D	Time	S1	V1	S2	V2	S3	V3	Lap	D	Time	S1	V1	S2	V2	S3	V3
1	1	2:08.421			32.833				8	1	2:05.845	1:02.655		31.583			
2	1	2:07.654	1:03.709		31.772				9	1	2:06.281	1:02.801		32.036			
3	1	2:06.950	1:03.070		32.483				10	1	2:10.987	1:07.518		32.336			
4	1	2:05.226	1:02.839		31.466				11	1	2:05.590	1:02.938		31.172			
5	1	2:42.945	1:02.673		32.738				12	1	2:39.575	1:10.653		38.963			
6	1	5:07.802	4:04.620		31.833				13	1	9:56.666	8:12.509		40.589			
7	1	2:05.315	1:02.521		31.435												

46 Tony Smith , SISU,

theoretical besttime: **2:04.323**


Lap	D	Time	S1	V1	S2	V2	S3	V3	Lap	D	Time	S1	V1	S2	V2	S3	V3
1	1	2:08.205			31.720				6	1	2:19.140	1:03.374		32.293			
2	1	2:06.861	1:03.663		32.018				7	1	5:52.696	4:48.332		32.063			
3	1	2:23.665	1:04.450		32.551				8	1	2:04.323	1:02.331		31.152			
4	1	11:04.936	9:42.968		43.190				9	1	2:20.374	1:02.632		32.265			
5	1	2:33.893	1:18.338		40.935												

32. INT. ADAC TRUCK-GRAND-PRIX

Nürburgring, length 3629 m

30. June - 02. July 2017

ADAC-Mittelrhein-Cup



Lap Analysis Qualifying for Race 1 and 3, 30.06.2017

DMSB - Reg No : 105/2017
theoretical besttime: **1:57.822**

69 David Jenkins , MAN,

Lap	D	Time	S1	V1	S2	V2	S3	V3	Lap	D	Time	S1	V1	S2	V2	S3	V3
1	1	1:59.161			29.814				10	1	2:15.104	1:04.356		37.106			
2	1	1:58.064	59.263		29.807				11	1	2:04.936	59.782		32.180			
3	1	2:05.793	1:00.996		33.802				12	1	1:58.663	59.462		30.059			
4	1	1:59.040	59.389		30.363				13	1	1:59.372	59.847		30.016			
5	1	2:00.435	59.590		30.267				14	1	2:32.485	1:12.637		39.464			
6	1	3:03.679	1:04.775		50.638				15	1	2:30.235	1:17.842		35.725			
7	1	3:40.427	2:37.678		33.686				16	1	2:08.546	1:07.274		31.947			
8	1	1:58.259	59.458		30.047				17	1	1:58.508	59.641		29.805			
9	1	2:02.255	59.864		31.523												

71 Mika Mäkinen , SISU,

theoretical besttime: **2:03.570**

Lap	D	Time	S1	V1	S2	V2	S3	V3	Lap	D	Time	S1	V1	S2	V2	S3	V3
1	1	2:05.902			31.364				8	1	2:05.777	1:03.387		30.968			
2	1	2:04.865	1:02.879		31.406				9	1	2:06.421	1:02.915		31.237			
3	1	2:04.578	1:03.001		31.029				10	1	2:30.097	1:11.636		39.022			
4	1	2:26.924	1:03.296		37.814				11	1	2:20.794	1:18.177		31.892			
5	1	8:53.308	7:48.383		32.742				12	1	2:05.054	1:03.362		31.183			
6	1	2:04.932	1:03.319		31.180				13	1	2:04.497	1:02.161		31.669			
7	1	2:06.165	1:03.446		31.867				14	1	2:45.735	1:16.261		40.325			

75 Marco Donk , Volvo,

theoretical besttime: **2:06.583**

Lap	D	Time	S1	V1	S2	V2	S3	V3	Lap	D	Time	S1	V1	S2	V2	S3	V3
1	1	2:10.408			32.753				9	1	2:07.351	1:03.291		31.778			
2	1	2:09.427	1:04.356		32.925				10	1	2:07.827	1:03.534		32.350			
3	1	2:08.199	1:03.533		32.613				11	1	2:18.883	1:09.288		36.458			
4	1	2:07.856	1:03.578		32.473				12	1	2:09.211	1:03.937		33.185			
5	1	2:49.844	1:03.424		41.318				13	1	2:22.632	1:04.375		32.428			
6	1	5:35.238	4:30.812		32.362				14	1	3:19.903	2:07.921		36.184			
7	1	2:08.376	1:04.239		32.131				15	1	2:22.475	1:10.420		36.540			
8	1	2:07.965	1:04.211		32.244												

79 Luke Taylor , MAN,

theoretical besttime: **1:58.792**

Lap	D	Time	S1	V1	S2	V2	S3	V3	Lap	D	Time	S1	V1	S2	V2	S3	V3
1	1	2:00.128			30.273				7	1	4:18.878	3:17.021		31.565			
2	1	1:59.430	1:00.011		30.083				8	1	2:01.548	1:01.312		30.623			
3	1	2:03.271	1:00.156		31.836				9	1	2:01.555	1:01.782		30.073			
4	1	1:59.807	59.783		30.206				10	1	1:58.933	59.543		30.033			
5	1	2:01.436	1:01.821		30.271				11	1	2:45.203	1:12.950		42.576			
6	1	3:05.039	1:11.529		45.917												

84 Mathew Summerfield , MAN,

theoretical besttime: **1:57.445**

Lap	D	Time	S1	V1	S2	V2	S3	V3	Lap	D	Time	S1	V1	S2	V2	S3	V3
1	1	2:01.270			30.756				10	1	1:58.941	59.679		30.424			
2	1	2:00.113	1:00.509		30.638				11	1	1:58.994	59.783		30.207			
3	1	1:59.685	1:00.091		30.375				12	1	1:59.875	59.627		30.201			
4	1	2:01.329	1:00.370		31.114				13	1	1:59.626	1:00.252		30.028			
5	1	1:59.235	59.628		30.023				14	1	1:59.017	59.779		30.030			
6	1	3:30.142	1:21.864		53.336				15	1	1:58.415	59.524		30.141			
7	1	3:00.465	1:58.192		32.854				16	1	1:58.359	59.296		29.755			
8	1	1:59.767	59.848		30.468				17	1	1:58.246	59.969		29.765			
9	1	2:00.134	59.178		30.423				18	1	3:12.802	1:17.280		46.993			

89 Simon Reid , IVECO,

theoretical besttime: **1:59.089**


Lap	D	Time	S1	V1	S2	V2	S3	V3	Lap	D	Time	S1	V1	S2	V2	S3	V3
1	1	2:02.263			30.839				9	1	2:00.685	1:00.119		30.310			
2	1	2:01.360	1:00.558		30.984				10	1	2:16.101	1:05.788		30.802			
3	1	1:59.977	59.838		30.541				11	1	2:39.695	1:39.091		30.735			
4	1	2:18.439	1:03.457		33.444				12	1	2:00.818	1:00.789		30.350			
5	1	3:41.277	1:53.750		49.481				13	1	2:00.695	1:00.360		30.543			
6	1	4:23.179	3:23.261		30.515				14	1	2:06.811	1:04.399		32.109			
7	1	1:59.538	59.675		30.719				15	1	2:37.176	1:05.424		40.074			
8	1	2:00.585	1:00.280		30.270												

32. INT. ADAC TRUCK-GRAND-PRIX

Nürburgring, length 3629 m

30. June - 02. July 2017

ADAC-Mittelrhein-Cup



Lap Analysis Qualifying for Race 1 and 3, 30.06.2017

DMSB - Reg.No : 105/2017
theoretical besttime: 2:01.243

95 Richard Collett , MAN,

Lap	D	Time	S1	V1	S2	V2	S3	V3	Lap	D	Time	S1	V1	S2	V2	S3	V3
1	1	2:04.869			31.617				6	1	5:27.863	4:26.141		30.840			
2	1	2:18.097	1:13.830		32.221				7	1	2:02.349	1:01.308		30.099			
3	1	2:07.097	1:05.072		30.816				8	1	2:05.276	1:03.534		30.640			
4	1	2:05.050	1:03.758		30.648				9	1	2:01.488	1:00.711		30.344			
5	1	2:30.229	1:01.217		30.287				10	1	2:56.821	1:15.678		45.763			

96 Sami Ojanen , IVECO,

theoretical besttime: 2:06.518

Lap	D	Time	S1	V1	S2	V2	S3	V3	Lap	D	Time	S1	V1	S2	V2	S3	V3
1	1	2:21.701			32.787				9	1	2:07.742	1:04.256		31.752			
2	1	2:16.644	1:07.602		34.978				10	1	2:09.925	1:05.321		32.593			
3	1	2:11.726	1:06.238		33.063				11	1	2:09.153	1:04.667		32.420			
4	1	2:09.622	1:05.422		32.066				12	1	2:09.030	1:05.251		31.840			
5	1	3:22.224	1:13.949		57.590				13	1	2:18.400	1:11.006		34.184			
6	1	4:05.215	3:01.764		32.131				14	1	2:07.375	1:04.442		31.646			
7	1	2:09.366	1:05.350		32.160				15	1	2:08.774	1:05.445		32.070			
8	1	2:08.867	1:05.272		31.844				16	1	2:07.210	1:03.611		31.832			

99 Paul McCumisky , Volvo,

theoretical besttime: 2:08.176

Lap	D	Time	S1	V1	S2	V2	S3	V3	Lap	D	Time	S1	V1	S2	V2	S3	V3
1	1	2:58.490			32.744				7	1	2:09.706	1:04.983		32.161			
2	1	2:08.406	1:04.521		32.185				8	1	2:09.197	1:05.294		32.108			
3	1	2:10.450	1:05.559		32.536				9	1	2:11.899	1:06.148		33.326			
4	1	2:11.019	1:06.631		31.955				10	1	2:10.061	1:05.877		32.170			
5	1	3:33.287	1:25.402		59.028				11	1	2:17.493	1:09.128		35.001			
6	1	4:08.379	3:03.204		32.847				12	1	2:57.053	1:11.475		47.579			