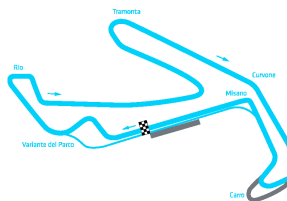


MISANO GRAND PRIX TRUCK 2017

Misano World Circuit, length 4048 m

27.-28. MAY 2017

Super Cup 2017



Lap Analysis Race 1, 28.05.2017

5 Fabrizio DIAMANTI / Filippo BRACCIONI , Renault Clio Rs Cup, Clio Rs Cup theoretical besttime: 2:04.252

Lap	D	Time	S1	V1	S2	V2	S3	V3	Lap	D	Time	S1	V1	S2	V2	S3	V3
1	1	2:35.358	57.369		50.658				7	1	2:13.088	30.760		56.313			
2	1	2:08.444	32.743		49.718				8	1	2:07.655	31.093		48.847			
3	1	2:06.382	30.868		48.663				9	1	2:06.846	31.787		49.479			
4	1	2:12.357	31.373		48.871				10	1	2:09.846	30.009		51.565			
5	1	2:10.866	31.112		51.298				11	1	2:22.295	33.186		50.967			
6	1	2:08.012	30.436		51.738				12	1	2:51.903	41.278		1:04.106			

6 Davide CASETTA , Renault Clio Rs 1.6 T, Clio Cup 1.6 theoretical besttime: 1:54.701

Lap	D	Time	S1	V1	S2	V2	S3	V3	Lap	D	Time	S1	V1	S2	V2	S3	V3
1	1	2:09.527	40.021		47.319				8	1	1:56.509	29.198		45.110			
2	1	1:57.026	29.459		45.736				9	1	1:58.444	28.943		45.761			
3	1	1:56.354	28.976		45.918				10	1	1:57.563	29.677		45.900			
4	1	1:55.644	28.871		45.498				11	1	1:57.671	28.390		46.652			
5	1	1:55.070	28.676		45.193				12	1	2:38.448	30.211		58.355			
6	1	1:56.066	28.777		45.406				13	1	2:51.978	41.940		1:05.149			
7	1	1:57.628	30.151		45.478												

9 Marco ALBONETTI , Renault Clio Rs Cup, Clio Rs Cup theoretical besttime: 1:55.900

Lap	D	Time	S1	V1	S2	V2	S3	V3	Lap	D	Time	S1	V1	S2	V2	S3	V3
1	1	2:17.737	42.645		49.508				8	1	2:05.459	29.015		46.195			
2	1	2:01.010	31.774		46.860				9	1	1:59.764	31.050		46.577			
3	1	1:58.160	29.720		46.606				10	1	2:00.368	30.139		46.896			
4	1	1:56.213	28.782		46.146				11	1	2:14.410	31.527		49.826			
5	1	1:56.434	28.858		46.405				12	1	2:21.628	33.623		53.042			
6	1	1:57.508	29.328		45.963				13	1	2:36.448	37.791		1:00.939			
7	1	1:57.118	28.766		46.645												

11 Maurizio MAZZA , Renault Clio Rs 1.6 T, Clio Cup 1.6 theoretical besttime: 1:54.748

Lap	D	Time	S1	V1	S2	V2	S3	V3	Lap	D	Time	S1	V1	S2	V2	S3	V3
1	1	2:05.552	37.835		46.615				8	1	1:56.414	28.801		45.513			
2	1	1:55.816	29.641		45.349				9	1	1:58.115	28.825		45.751			
3	1	1:56.890	29.494		46.279				10	1	1:57.448	28.974		45.888			
4	1	1:56.272	29.615		45.658				11	1	1:56.611	28.573		46.319			
5	1	1:57.168	29.119		46.087				12	1	2:38.724	30.572		59.329			
6	1	1:57.860	28.987		45.565				13	1	2:52.667	42.779		1:05.367			
7	1	1:57.342	29.842		45.354												

12 Fausto AMENDOLAGINE , Peugeot 106 1.3, Gr. N 1.4 theoretical besttime: 2:07.814

Lap	D	Time	S1	V1	S2	V2	S3	V3	Lap	D	Time	S1	V1	S2	V2	S3	V3
1	1	2:22.263	43.335		52.839				7	1	2:12.358	32.557		52.166			
2	1	2:07.814	31.352		50.607				8	1	2:09.695	31.373		51.401			
3	1	2:10.137	31.677		51.235				9	1	2:15.717	33.521		52.769			
4	1	2:10.538	31.922		51.495				10	1	2:14.246	32.729		52.252			
5	1	4:32.728	32.220		58.016				11	1	2:38.926	38.298		1:01.609			
6	1	2:32.078	53.783		51.643												

14 Arturo PUCCIARELLI / Sergio BORSINI , Alfa Romeo 147 2.0, Gr. E1 2.0 theoretical besttime: 1:51.329

Lap	D	Time	S1	V1	S2	V2	S3	V3	Lap	D	Time	S1	V1	S2	V2	S3	V3
1	1	2:06.169	38.226		46.606				8	1	2:05.619	28.104		55.395			
2	1	1:54.878	28.647		44.881				9	1	1:53.102	28.265		44.785			
3	1	1:52.938	28.997		44.068				10	1	1:52.768	28.228		43.944			
4	1	1:51.628	27.512		44.063				11	1	1:53.882	28.418		44.793			
5	1	1:54.318	28.865		44.291				12	1	2:21.767	34.820		1:00.064			
6	1	1:54.319	28.584		45.010				13	1	2:08.652	32.457		49.619			
7	1	1:52.357	28.197		44.044				14	1	2:35.078	33.718		57.980			

15 Pietro FABRIS / Ivan FABRIS , Peugeot 106, Gr. N 1.4 theoretical besttime: 2:08.667

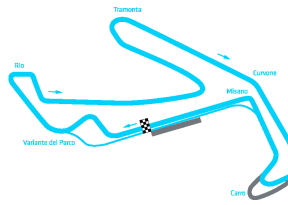
Lap	D	Time	S1	V1	S2	V2	S3	V3	Lap	D	Time	S1	V1	S2	V2	S3	V3
1	1	2:25.309	45.414		52.471				6	1	2:09.511	31.165		52.192			
2	1	2:12.256	32.963		52.343				7	1	2:11.615	31.947		51.998			
3	1	2:10.288	31.152		51.652				8	1	2:11.690	31.647		52.693			
4	1	2:12.327	32.900		51.361				9	1	2:10.592	31.299		52.225			
5	1	2:11.532	31.637		52.744												

MISANO GRAND PRIX TRUCK 2017

Misano World Circuit, length 4048 m

27.-28. MAY 2017

Super Cup 2017



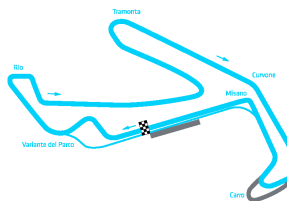
Lap Analysis Race 1, 28.05.2017

MISANO GRAND PRIX TRUCK 2017

Misano World Circuit, length 4048 m

27.-28. MAY 2017

Super Cup 2017



Lap Analysis Race 1, 28.05.2017

18 Eliseo CRUCIANI , Citroen Saxo 1.6, Saxo Cup

theoretical besttime: 2:00.380

Lap	D	Time	S1	V1	S2	V2	S3	V3	Lap	D	Time	S1	V1	S2	V2	S3	V3
1	1	2:18.545	43.115		49.989				8	1	2:02.584	29.711		47.960			
2	1	2:03.346	31.534		48.374				9	1	2:00.380	29.540		47.910			
3	1	2:01.140	29.911		47.984				10	1	2:06.046	29.773		48.144			
4	1	2:02.124	29.981		48.712				11	1	2:23.762	36.399		54.663			
5	1	2:02.197	30.959		48.165				12	1	2:24.137	33.874		53.248			
6	1	2:02.253	29.687		48.025				13	1	2:38.611	39.368		59.202			
7	1	2:01.253	29.634		48.483												

19 Jean-Michel CETTOU , BMW 320 wtcc, Cl. WTCC

theoretical besttime: 1:53.720

Lap	D	Time	S1	V1	S2	V2	S3	V3	Lap	D	Time	S1	V1	S2	V2	S3	V3
1	1	2:16.817	41.674		49.876				5	1	1:54.673	29.320		44.574			
2	1	1:58.918	32.079		45.241				6	1	1:57.986	28.903		44.494			
3	1	1:54.169	28.655		44.397				7	1	2:00.937	29.226		47.107			
4	1	1:54.108	29.043		44.367				8	1	2:39.315	36.290		1:02.676			

20 Emidio LUZI , Peugeot 106 1.6, Gr. A 1.6

theoretical besttime: 1:57.864

Lap	D	Time	S1	V1	S2	V2	S3	V3	Lap	D	Time	S1	V1	S2	V2	S3	V3
1	1	2:18.665	42.911		49.593				8	1	2:00.050	30.806		46.372			
2	1	2:06.438	32.932		49.283				9	1	2:01.110	29.756		46.749			
3	1	1:58.691	29.994		46.631				10	1	2:02.754	30.927		47.207			
4	1	1:59.503	30.112		47.084				11	1	2:11.838	32.044		50.733			
5	1	2:01.236	32.089		46.447				12	1	2:12.720	33.637		50.216			
6	1	1:58.705	29.961		46.407				13	1	2:38.098	37.113		1:00.928			
7	1	1:59.657	30.843		46.042												

22 Alessandro MALAVOLTA , Peugeot 106, Gr. N 1.4

theoretical besttime: 2:08.737

Lap	D	Time	S1	V1	S2	V2	S3	V3	Lap	D	Time	S1	V1	S2	V2	S3	V3
1	1	2:27.204	47.196		52.733				7	1	2:10.091	31.809		51.819			
2	1	2:12.916	32.162		52.174				8	1	2:09.635	31.297		51.533			
3	1	2:09.889	31.822		51.190				9	1	2:12.191	32.281		51.398			
4	1	2:10.945	32.756		50.977				10	1	2:20.194	31.625		51.182			
5	1	2:14.698	31.594		52.545				11	1	2:21.286	34.020		54.913			
6	1	2:11.716	32.571		52.269				12	1	2:36.704	39.207		1:00.678			

23 Gianluca GIACOMINI , Renault Clio Rs Cup, Clio Rs Cup

theoretical besttime: 1:55.934

Lap	D	Time	S1	V1	S2	V2	S3	V3	Lap	D	Time	S1	V1	S2	V2	S3	V3
1	1	2:10.266	40.068		47.895				8	1	1:57.010	28.917		46.142			
2	1	1:57.211	29.384		45.814				9	1	1:57.723	28.857		47.254			
3	1	1:56.676	28.994		45.867				10	1	1:58.024	29.215		46.433			
4	1	1:56.610	28.995		45.797				11	1	2:05.173	29.103		48.276			
5	1	1:56.428	28.525		45.841				12	1	2:26.557	31.448		50.703			
6	1	1:58.762	28.812		45.949				13	1	2:52.147	42.710		1:04.728			
7	1	1:56.857	28.799		46.151												

25 Tonino SCOCCO , Peugeot 106 1.3, Gr. N 1.4

theoretical besttime: 2:08.987

Lap	D	Time	S1	V1	S2	V2	S3	V3	Lap	D	Time	S1	V1	S2	V2	S3	V3
1	1	2:27.453	47.536		52.107				7	1	2:10.284	31.687		52.189			
2	1	2:12.784	32.756		52.004				8	1	2:10.026	31.420		51.526			
3	1	2:12.807	32.759		52.611				9	1	2:10.484	31.660		51.159			
4	1	2:09.835	31.456		51.253				10	1	2:22.113	32.541		51.571			
5	1	2:11.905	31.875		52.325				11	1	2:21.430	34.323		54.839			
6	1	2:11.107	32.463		51.971				12	1	2:36.496	39.188		1:00.679			

27 Massimo MASSARO / "Spadino" , Renault Clio Rs Cup, Clio Rs Cup

theoretical besttime: 1:58.593

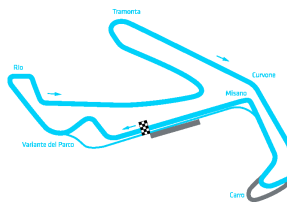
Lap	D	Time	S1	V1	S2	V2	S3	V3	Lap	D	Time	S1	V1	S2	V2	S3	V3
1	1	2:14.560	40.888		49.615				8	1	2:02.410						
2	1	2:03.620	32.024		47.284				9	1	2:02.591	29.576		47.197			
3	1	2:00.511	29.987		47.426				10	1	2:02.409	30.591		47.469			
4	1	2:00.471							11	1	2:11.878	32.297		50.628			
5	1	2:01.027	29.889		47.584				12	1	2:12.632	33.942		50.391			
6	1	1:59.818	29.616		46.945				13	1	2:38.511	37.535		1:00.654			
7	1	2:00.055	29.826		48.157												

MISANO GRAND PRIX TRUCK 2017

Misano World Circuit, length 4048 m

27.-28. MAY 2017

Super Cup 2017



Lap Analysis Race 1, 28.05.2017

28 Giulio BELLUCCI , Alfa Romeo 147 2.0, Gr. E1 2.0

theoretical besttime: 1:52.419

Lap	D	Time	S1	V1	S2	V2	S3	V3	Lap	D	Time	S1	V1	S2	V2	S3	V3
1	1	2:07.654	38.847		47.058				8	1	1:56.365	29.504		46.066			
2	1	1:54.437	29.075		44.777				9	1	1:54.636	28.996		44.964			
3	1	1:54.715	29.305		44.980				10	1	1:54.127	28.572		44.534			
4	1	1:53.455	28.150		44.863				11	1	1:53.796	28.770		44.190			
5	1	1:53.390	28.416		44.705				12	1	2:21.644	34.821		59.183			
6	1	1:54.998	27.967		45.219				13	1	2:08.046	32.397		48.567			
7	1	1:53.175	28.013		44.900				14	1	2:34.876	34.022		57.687			

32 Giulio VALENTINI , Seat Leon SC, Cl. 2 Tur.

theoretical besttime: 1:53.066

Lap	D	Time	S1	V1	S2	V2	S3	V3	Lap	D	Time	S1	V1	S2	V2	S3	V3
1	1	2:04.805	37.268		46.185				8	1	1:55.865	28.303		45.261			
2	1	1:53.796	28.410		44.862				9	1	1:54.280	28.582		44.875			
3	1	1:53.502	28.274		44.650				10	1	1:53.446	28.008		44.637			
4	1	1:53.137	28.079		44.627				11	1	1:57.076	28.505		45.242			
5	1	1:54.339	28.258		45.080				12	1	2:22.957	36.075		59.210			
6	1	1:54.313	28.527		45.108				13	1	2:08.117	32.269		48.916			
7	1	1:54.193	28.055		45.245				14	1	2:34.953	33.929		57.843			

33 Davide PIGOZZI , Seat Leon, Cl. 1 Tur.

theoretical besttime: 1:48.030

Lap	D	Time	S1	V1	S2	V2	S3	V3	Lap	D	Time	S1	V1	S2	V2	S3	V3
1	1	1:56.808	33.730		43.337				8	1	1:49.428	27.853		42.908			
2	1	1:49.157	27.585		42.796				9	1	1:50.541	27.703		42.619			
3	1	1:48.306	27.451		42.401				10	1	1:50.038	27.351		42.758			
4	1	1:48.394	27.328		42.431				11	1	1:50.683	27.681		43.126			
5	1	1:48.640	27.186		42.537				12	1	2:12.393	30.090		48.906			
6	1	1:50.689	27.175		43.218				13	1	2:21.180	33.850		52.519			
7	1	1:49.871	27.310		43.341				14	1	2:36.786	38.378		1:00.702			

34 Alessandro NERVI , Porsche 997 GT4, GT

theoretical besttime: 1:47.055

Lap	D	Time	S1	V1	S2	V2	S3	V3	Lap	D	Time	S1	V1	S2	V2	S3	V3
1	1	2:15.938	46.240		46.571				8	1	1:51.448	28.713		42.647			
2	1	1:53.883	30.934		43.150				9	1	1:49.944	27.412		41.877			
3	1	1:48.778	27.335		42.210				10	1	1:50.989	29.446		42.547			
4	1	1:47.078	26.967		41.857				11	1	1:54.900	27.512		42.024			
5	1	1:50.026	28.332		41.834				12	1	2:25.882	38.994		54.615			
6	1	1:49.390	28.438		42.245				13	1	2:21.590	35.650		53.756			
7	1	1:51.105	27.284		42.451				14	1	2:38.668	38.387		58.366			

38 Lucio Cosimo GIOFFRE , Renault Megane Trophy, GT 3.6

theoretical besttime: 1:43.525

Lap	D	Time	S1	V1	S2	V2	S3	V3	Lap	D	Time	S1	V1	S2	V2	S3	V3
1	1	1:50.702	30.820		41.606				8	1	1:44.800	26.689		40.800			
2	1	1:46.641	27.049		41.114				9	1	1:45.732	26.915		40.867			
3	1	1:45.064	26.931		40.514				10	1	1:47.287	26.967		41.560			
4	1	1:44.476	26.062		40.152				11	1	1:46.182	27.255		41.346			
5	1	1:48.354	26.331		40.341				12	1	1:45.183	26.209		40.260			
6	1	1:46.031	27.554		40.951				13	1	2:56.006	37.412		1:10.504			
7	1	1:44.920	26.531		40.210				14	1	2:53.201	43.157		1:05.928			

41 Mauro CESARI , Blackm, E2 SH

theoretical besttime: 1:55.167

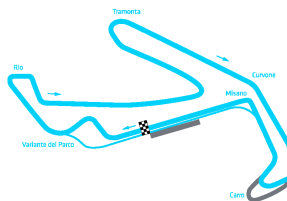
Lap	D	Time	S1	V1	S2	V2	S3	V3	Lap	D	Time	S1	V1	S2	V2	S3	V3
1	1	2:08.118	39.482		46.682				8	1	1:56.109	28.730		45.416			
2	1	1:55.710	28.947		45.335				9	1	1:56.642	28.686		45.433			
3	1	1:56.604	28.699		45.379				10	1	1:58.036	29.443		46.352			
4	1	1:55.826	28.937		45.294				11	1	1:58.229	29.461		45.654			
5	1	1:56.177	28.837		45.128				12	1	2:38.874	30.286		59.786			
6	1	1:56.927	28.611		45.430				13	1	2:52.899	42.930		1:05.357			
7	1	1:56.309	29.124		45.313												

MISANO GRAND PRIX TRUCK 2017

Misano World Circuit, length 4048 m

27.-28. MAY 2017

Super Cup 2017



Lap Analysis Race 1, 28.05.2017

42 Andrea MOSCA , Renault Megane Trophy, GT 3.6

theoretical besttime: 1:43.300

Lap	D	Time	S1	V1	S2	V2	S3	V3	Lap	D	Time	S1	V1	S2	V2	S3	V3
1	1	1:52.817	31.729		42.429				8	1	1:45.373	27.123		40.863			
2	1	1:46.322	27.338		41.181				9	1	1:45.723	26.799		40.815			
3	1	1:44.069	26.680		40.392				10	1	1:47.121	26.949		41.467			
4	1	1:44.412	26.074		40.607				11	1	1:45.977	27.325		41.431			
5	1	1:47.068	26.374		40.229				12	1	1:44.884	26.323		40.577			
6	1	1:45.520	27.138		40.700				13	1	2:55.934	38.056		1:10.281			
7	1	1:44.974	26.660		40.554				14	1	2:53.669	43.593		1:05.709			

43 Mario BELTRAMI , Renault Clio Rs Cup, Clio Rs Cup

theoretical besttime: 1:56.225

Lap	D	Time	S1	V1	S2	V2	S3	V3	Lap	D	Time	S1	V1	S2	V2	S3	V3
1	1	2:14.625	41.393		50.017				8	1	1:58.470	29.074		46.597			
2	1	1:59.215	29.936		46.652				9	1	1:57.842	29.492					
3	1	1:58.073	28.965		46.411				10	1	2:10.599	29.377		46.778			
4	1	1:57.016	28.907		46.318				11	1	2:16.651	29.750		48.281			
5	1	1:56.364	28.622		45.878				12	1	2:22.456	33.865		53.747			
6	1	1:56.554	28.556		45.910				13	1	2:36.346	37.436		1:00.790			
7	1	1:57.371	28.778		46.637												

50 Luigia Martina DEL CASTELLO , BMW M3, Ci. 2 Tur.

theoretical besttime: 1:50.077

Lap	D	Time	S1	V1	S2	V2	S3	V3	Lap	D	Time	S1	V1	S2	V2	S3	V3
1	1	2:01.928	35.917		44.732				8	1	1:51.973	28.822		43.317			
2	1	1:52.845	28.737		43.812				9	1	2:00.472	27.513		53.349			
3	1	1:51.724	28.385		43.395				10	1	1:50.767	28.036		43.252			
4	1	1:52.599	28.320		43.807				11	1	1:52.422	28.221		43.536			
5	1	1:50.418	27.602		43.276				12	1	2:20.954	35.095		53.293			
6	1	1:52.359	27.895		43.085				13	1	2:21.171	35.269		53.591			
7	1	1:53.354	28.254		43.800				14	1	2:38.512	38.017		58.171			

51 Lorenzo FALESSI / Stefano VALLI , BMW 320 wtcc, Ci. WTCC

theoretical besttime: 1:50.175

Lap	D	Time	S1	V1	S2	V2	S3	V3	Lap	D	Time	S1	V1	S2	V2	S3	V3
1	1	2:04.237	36.550		44.952				8	1	1:52.972	28.787		43.894			
2	1	1:52.184	28.582		43.754				9	1	1:51.256	27.317		43.918			
3	1	1:51.394	27.922		43.407				10	1	1:51.408	27.668		43.010			
4	1	1:51.644	27.722		43.583				11	1	1:53.427	27.988		43.303			
5	1	1:51.946	27.618		43.749				12	1	2:26.250	38.841		54.711			
6	1	1:50.938	27.321		43.409				13	1	2:21.253	35.110		53.853			
7	1	1:53.168	28.141		43.977				14	1	2:38.768	38.514		58.062			

52 Riccardo E. FUMAGALLI / Alberto Silvano FUMAGALLI , BMW M3, Ci. 1 Tur. theoretical besttime: 1:46.903

Lap	D	Time	S1	V1	S2	V2	S3	V3	Lap	D	Time	S1	V1	S2	V2	S3	V3
1	1	1:54.928	32.620		42.878				8	1	1:46.933	26.789		41.925			
2	1	1:48.788	27.157		42.360				9	1	1:48.332	27.152		41.980			
3	1	1:48.261	27.425		42.138				10	1	1:49.098	26.937		43.159			
4	1	1:47.463	27.029		41.895				11	1	1:49.587	27.746		41.961			
5	1	1:48.802	27.466		42.577				12	1	2:18.477	28.191		50.878			
6	1	1:50.196	27.248		43.706				13	1	2:21.501	33.976		54.625			
7	1	1:47.412	26.914		41.942				14	1	2:36.394	38.843		1:00.340			

53 Andrea FORMENTON , BMW 320 wtcc, Ci. WTCC

theoretical besttime: 1:49.730

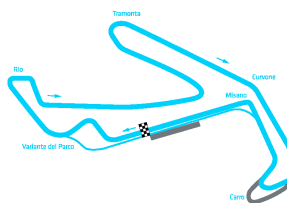
Lap	D	Time	S1	V1	S2	V2	S3	V3	Lap	D	Time	S1	V1	S2	V2	S3	V3
1	1	2:02.453	34.845		44.769				8	1	1:51.045	28.221		43.525			
2	1	1:52.858	28.658		43.603				9	1	1:50.144	27.547		42.900			
3	1	1:52.341	28.155		44.049				10	1	1:50.642	28.015		43.082			
4	1	1:51.974	28.511		43.305				11	1	1:54.360	27.716		43.023			
5	1	1:50.579	27.876		43.379				12	1	2:24.427	35.082		56.042			
6	1	1:51.166	27.531		43.004				13	1	2:23.393	33.269		53.862			
7	1	1:51.420	28.031		43.500				14	1	2:34.109	39.468		58.976			

MISANO GRAND PRIX TRUCK 2017

Misano World Circuit, length 4048 m

27.-28. MAY 2017

Super Cup 2017



Lap Analysis Race 1, 28.05.2017

56 Mario MONTANARO , BMW M3 3.2, Cl. 3 Tur.

theoretical besttime: 2:05.861

Lap	D	Time	S1	V1	S2	V2	S3	V3	Lap	D	Time	S1	V1	S2	V2	S3	V3
1	1	2:24.695	45.649		51.480				7	1	2:08.193	31.000		49.107			
2	1	2:14.157	33.421		51.238				8	1	2:07.738	32.526		49.458			
3	1	2:10.277	31.861		49.893				9	1	2:07.751	31.678		49.468			
4	1	2:07.905	31.210		49.419				10	1	2:08.971	31.078		50.026			
5	1	2:09.813	31.476		50.076				11	1	2:26.459	31.550		50.777			
6	1	2:10.612	31.698		49.664				12	1	2:52.110	42.735		1:04.769			

57 Vuolo MAMO , BMW M3 3.2, Cl. 2 Tur.

theoretical besttime:

Lap	D	Time	S1	V1	S2	V2	S3	V3	Lap	D	Time	S1	V1	S2	V2	S3	V3
1	1	2:06.169							8	1	1:56.505						
2	1	1:54.244							9	1	1:55.471						
3	1	1:55.296							10	1	1:54.057						
4	1	1:54.078							11	1	1:53.806						
5	1	1:52.986							12	1	2:21.618						
6	1	1:54.465							13	1	2:08.245						
7	1	1:53.929							14	1	2:35.154						

60 Fabrizio CAPRIONI , Seat Leon, Cl. 1 Tur.

theoretical besttime: 1:48.773

Lap	D	Time	S1	V1	S2	V2	S3	V3	Lap	D	Time	S1	V1	S2	V2	S3	V3
1	1	1:56.382	33.267		43.629				8	1	1:50.037	28.008		42.691			
2	1	1:50.325	27.719		43.360				9	1	1:49.436	27.316		42.912			
3	1	1:50.428	27.970		43.161				10	1	1:49.364	27.652		42.714			
4	1	1:49.027	27.530		42.459				11	1	1:51.189	27.900		43.034			
5	1	1:50.165	27.604		43.013				12	1	2:05.996	28.953		44.163			
6	1	1:53.316	27.601		42.995				13	1	2:20.485	34.108		51.318			
7	1	1:50.776	28.333		43.167				14	1	2:37.059	38.257		1:01.321			

61 Matteo BOMMARTINI / Lorenzo ACCORSI , Honda Civic, Gr. A 1.6

theoretical besttime: 1:58.585

Lap	D	Time	S1	V1	S2	V2	S3	V3	Lap	D	Time	S1	V1	S2	V2	S3	V3
1	1	2:19.166	43.840		49.605				8	1	2:01.706	29.843		47.656			
2	1	2:04.781	32.016		49.597				9	1	2:04.955	32.359		47.533			
3	1	1:59.594	29.485		47.084				10	1	2:01.226	29.775		47.635			
4	1	2:00.544	30.011		47.735				11	1	2:06.334	30.568		47.431			
5	1	2:01.734	31.886		47.479				12	1	2:12.575	34.443		50.699			
6	1	1:58.823	29.723		46.774				13	1	2:39.686	38.260		1:00.473			
7	1	2:01.188	30.700		47.292												

67 Pierluigi NEBULONI , Porsche Cayman, Cayman Cup

theoretical besttime: 1:52.128

Lap	D	Time	S1	V1	S2	V2	S3	V3	Lap	D	Time	S1	V1	S2	V2	S3	V3
1	1	2:03.930	36.648		45.300				8	1	1:55.356	28.723		44.940			
2	1	1:53.407	28.636		43.981				9	1	1:54.783	28.251		45.666			
3	1	1:52.194	28.317		43.795				10	1	1:54.860	28.851		44.642			
4	1	1:52.761	28.460		44.077				11	1	1:57.380	28.546		44.932			
5	1	1:54.763	28.591		44.596				12	1	2:22.847	36.357		58.695			
6	1	1:54.676	29.138		44.000				13	1	2:08.403	31.903		49.314			
7	1	1:53.894	28.615		44.674				14	1	2:34.725	33.876		57.056			

77 Giuseppe RIZZO , Renault Clio Rs Cup, Clio Rs Cup

theoretical besttime: 1:56.854

Lap	D	Time	S1	V1	S2	V2	S3	V3	Lap	D	Time	S1	V1	S2	V2	S3	V3
1	1	2:12.166	40.961		48.634				6	1	1:57.159	28.916		46.317			
2	1	1:59.258	29.139		46.491				7	1	1:57.480	28.739		46.467			
3	1	1:58.235	29.207		46.708				8	1	1:57.960	28.948		46.728			
4	1	1:57.688	28.780		46.875				9	1	1:58.397	29.231		47.209			
5	1	1:56.908	28.663		46.265												

78 Gianfranco BILLO , Peugeot 206 RC, Cl. 4 Tur.

theoretical besttime:

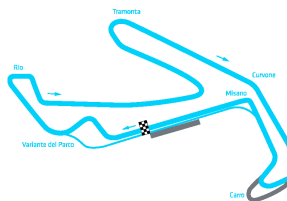
Lap	D	Time	S1	V1	S2	V2	S3	V3	Lap	D	Time	S1	V1	S2	V2	S3	V3
1	1	2:12.926	42.046		48.507												

MISANO GRAND PRIX TRUCK 2017

Misano World Circuit, length 4048 m

27.-28. MAY 2017

Super Cup 2017



Lap Analysis Race 1, 28.05.2017

79 Massimo BILLO , Renault Clio Rs Cup, Clio Rs Cup

theoretical besttime: 1:56.064

Lap	D	Time	S1	V1	S2	V2	S3	V3	Lap	D	Time	S1	V1	S2	V2	S3	V3
1	1	2:08.932	39.085		47.677				8	1	1:57.172	28.834		46.509			
2	1	1:57.062	29.143		46.396				9	1	1:59.084	29.170		48.180			
3	1	1:57.694	28.886		46.412				10	1	1:59.595	29.418		47.299			
4	1	1:56.383	28.867		46.167				11	1	2:03.867	29.032		46.090			
5	1	1:56.620	28.625		46.227				12	1	2:25.882	30.958		50.383			
6	1	1:58.889	28.734		46.178				13	1	2:52.253	42.560		1:04.756			
7	1	1:56.706	28.735		46.182												

80 Enrico MARTINI , Porsche 997 GT3 Cup, GT 3.6

theoretical besttime: 1:49.025

Lap	D	Time	S1	V1	S2	V2	S3	V3	Lap	D	Time	S1	V1	S2	V2	S3	V3
1	1	2:01.220	35.614		43.886				8	1	1:50.187	28.469		41.987			
2	1	1:52.589	28.799		42.600				9	1	1:50.988	28.220		42.460			
3	1	1:52.050	28.739		42.393				10	1	1:49.025	27.951		41.722			
4	1	1:51.160	28.367		42.093				11	1	1:52.231	28.117		41.765			
5	1	1:51.158	28.287		41.991				12	1	2:06.176	30.247		47.668			
6	1	1:50.397	28.003		41.958				13	1	2:12.599	34.528		50.675			
7	1	1:53.680	29.068		43.667				14	1	2:39.749	38.194		1:00.474			

81 Walter PATUMI / Massimo REGNI , Porsche 997 GT3 Cup, GT 3.6

theoretical besttime: 1:50.083

Lap	D	Time	S1	V1	S2	V2	S3	V3	Lap	D	Time	S1	V1	S2	V2	S3	V3
1	1	2:00.041	34.855		43.742				7	1	2:51.140	28.765		1:04.291			
2	1	1:53.179	29.098		42.962				8	1	4:16.289	2:45.413		48.075			
3	1	1:51.487	28.586		42.674				9	1	1:53.403	29.369		42.516			
4	1	1:50.846	28.590		42.069				10	1	2:19.029	34.340		54.483			
5	1	1:51.229	27.919		42.767				11	1	2:12.442	33.214		49.193			
6	1	1:51.009	27.827		42.470				12	1	2:38.650	37.371		1:01.546			

82 Riccardo ROGARI , Peugeot 106, Gr. N 1.4

theoretical besttime: 2:09.057

Lap	D	Time	S1	V1	S2	V2	S3	V3	Lap	D	Time	S1	V1	S2	V2	S3	V3
1	1	2:25.650	44.654		53.185				7	1	2:13.270	31.314		54.752			
2	1	2:12.778	32.910		52.604				8	1	2:10.670	31.207		52.367			
3	1	2:10.779	31.098		52.529				9	1	2:09.641	31.328		51.878			
4	1	2:10.634	31.858		51.719				10	1	2:21.671	31.251		52.333			
5	1	2:10.770	31.508		52.280				11	1	2:21.950	34.906		55.038			
6	1	2:09.878	31.452		52.186				12	1	2:36.665	39.210		1:01.053			

83 Andrea GIANI / Gianluca DRAGANI , BMW M3 E36, Cl. 2 Tur.

theoretical besttime: 1:57.979

Lap	D	Time	S1	V1	S2	V2	S3	V3	Lap	D	Time	S1	V1	S2	V2	S3	V3
1	1	2:15.998	40.823		50.539				8	1	2:00.184	30.434		46.261			
2	1	2:04.543	32.539		47.250				9	1	2:00.674	30.170		47.629			
3	1	1:59.153	29.780		45.934				10	1	2:00.467	30.744		46.357			
4	1	1:59.933	29.915		46.247				11	1	2:15.225	33.650		52.608			
5	1	1:58.749	29.967		45.934				12	1	2:14.479	33.032		51.932			
6	1	1:58.518	29.411		45.720				13	1	2:38.769	38.297		1:01.589			
7	1	2:00.412	30.022		46.306												

84 Giovanni GRASSO , Seat Ibiza Diesel, R. Start 2.0

theoretical besttime: 2:06.902

Lap	D	Time	S1	V1	S2	V2	S3	V3	Lap	D	Time	S1	V1	S2	V2	S3	V3
1	1	2:25.525	46.756		50.964				7	1	2:08.617	31.606		49.917			
2	1	2:13.953	34.244		51.482				8	1	2:07.734	32.094		49.422			
3	1	2:08.535	31.832		50.039				9	1	2:09.365	31.786		51.705			
4	1	2:10.152	31.876		50.280				10	1	2:13.440	33.542		51.738			
5	1	2:09.191	31.653		50.172				11	1	2:20.403	33.466		50.968			
6	1	2:11.655	31.929		50.308				12	1	2:52.799	42.963		1:04.168			

85 Samuele MARTINELLO , Renault Clio Rs Cup, Clio Rs Cup

theoretical besttime: 1:56.435

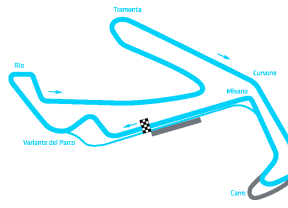
Lap	D	Time	S1	V1	S2	V2	S3	V3	Lap	D	Time	S1	V1	S2	V2	S3	V3
1	1	2:12.544	41.695		48.158				8	1	1:57.056	28.697		46.454			
2	1	2:04.690	34.880		46.617				9	1	2:00.013	28.831		46.053			
3	1	1:57.805	29.436		46.196				10	1	2:03.233	29.709		45.948			
4	1	1:57.660	29.306		46.075				11	1	2:16.316	29.472		49.169			
5	1	1:56.668	28.679		45.851				12	1	2:21.458	34.847		53.744			

MISANO GRAND PRIX TRUCK 2017

Misano World Circuit, length 4048 m

27.-28. MAY 2017

Super Cup 2017



Lap Analysis Race 1, 28.05.2017

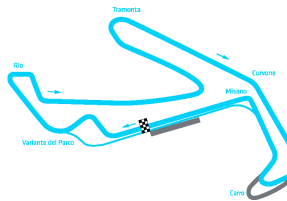
Lap	D	Time	S1	V1	S2	V2	S3	V3	Lap	D	Time	S1	V1	S2	V2	S3	V3
6	1	1:57.232	28.932		46.327				13	1	2:36.139	39.238		1:00.625			
7	1	1:57.405	28.777		46.624												

MISANO GRAND PRIX TRUCK 2017

Misano World Circuit, length 4048 m

27.-28. MAY 2017

Super Cup 2017



Lap Analysis Race 1, 28.05.2017

86 Massimiliano CHINI , Seat Leon, Cl. 1 Tur.

theoretical besttime: 1:49.895

Lap	D	Time	S1	V1	S2	V2	S3	V3	Lap	D	Time	S1	V1	S2	V2	S3	V3
1	1	2:02.778	36.265		44.697				8	1	1:50.539	28.005		43.053			
2	1	1:52.809	28.989		43.640				9	1	1:51.893	27.962		43.059			
3	1	1:51.631	28.313		43.260				10	1	1:53.307	29.045		43.309			
4	1	1:51.017	28.058		43.183				11	1	1:53.293	28.075		43.298			
5	1	1:50.561	27.656		42.758				12	1	2:26.095	38.988		54.778			
6	1	1:52.253	27.854		43.231				13	1	2:21.324	35.256		54.001			
7	1	1:53.941	28.768		43.708				14	1	2:38.934	38.655		58.138			

88 Roberto VANNI / Umberto CANTU , BMW 318 E46, Cl. 4 Tur.

theoretical besttime: 2:17.499

Lap	D	Time	S1	V1	S2	V2	S3	V3	Lap	D	Time	S1	V1	S2	V2	S3	V3
1	1	2:33.547	48.957		53.932				7	1	2:28.107	36.940		56.884			
2	1	2:20.155	36.445		52.538				8	1	2:30.587	37.353		56.403			
3	1	2:18.221	34.539		52.525				9	1	2:26.063	39.009		54.779			
4	1	2:22.254	34.316		54.308				10	1	2:21.539	35.594		53.786			
5	1	3:15.460	39.166		54.222				11	1	2:38.626	38.157		58.628			
6	1	2:54.525	56.836		1:03.014												

90 Jacopo GIUNTINI , Citroen Saxo, Gr. A 1.6

theoretical besttime: 2:03.532

Lap	D	Time	S1	V1	S2	V2	S3	V3	Lap	D	Time	S1	V1	S2	V2	S3	V3
1	1	2:19.731	44.801		49.763				7	1	2:06.071	31.772		49.232			
2	1	2:07.571	32.315		50.031				8	1	2:07.425	31.369		48.946			
3	1	2:05.500	31.155		49.482				9	1	2:06.904	31.000		48.984			
4	1	2:04.006	30.784		48.460				10	1	2:08.983	32.165		49.356			
5	1	2:06.649	31.108		48.333				11	1	2:55.556	36.779		1:10.486			
6	1	2:03.952	31.107		47.986				12	1	2:53.341	43.239		1:05.346			

93 Mauro GUASTAMACCHIA , Lotus Elise R-R, GT 3.6

theoretical besttime: 1:47.966

Lap	D	Time	S1	V1	S2	V2	S3	V3	Lap	D	Time	S1	V1	S2	V2	S3	V3
1	1	1:57.184	33.896		43.787				8	1	1:48.997	27.405		42.941			
2	1	1:49.968	27.539		43.442				9	1	1:49.171	27.162		42.651			
3	1	1:49.207	27.726		42.684				10	1	1:48.892	27.483		42.749			
4	1	1:48.350	27.272		42.596				11	1	1:49.377	27.133		43.305			
5	1	1:48.002	27.089		42.484				12	1	2:13.670	27.693		48.333			
6	1	1:49.689	27.053		43.142				13	1	2:23.484	35.144		53.599			
7	1	1:48.520	27.081		42.840				14	1	2:36.249	37.604		1:00.542			

95 Mario Alessandro CAGLIANI , Porsche 997 Cup, GT 3.6

theoretical besttime: 1:45.528

Lap	D	Time	S1	V1	S2	V2	S3	V3	Lap	D	Time	S1	V1	S2	V2	S3	V3
1	1	1:53.339	32.300		42.304				8	1	1:47.180	26.879		41.570			
2	1	1:46.667	27.246		41.377				9	1	1:47.155	27.250		41.131			
3	1	1:45.528	26.762		40.967				10	1	1:49.530	27.762		41.826			
4	1	1:46.688	26.863		41.238				11	1	1:54.740	28.179		42.993			
5	1	1:48.974	27.100		41.630				12	1	2:20.780	29.098		52.427			
6	1	1:50.027	29.307		42.224				13	1	2:21.524	34.098		54.843			
7	1	1:46.860	27.147		41.466				14	1	2:35.596	39.032		1:00.322			

610 Stefano FUSILI , Opel Astra 2.0, Cl. 4 Tur.

theoretical besttime: 2:03.251

Lap	D	Time	S1	V1	S2	V2	S3	V3	Lap	D	Time	S1	V1	S2	V2	S3	V3
1	1	2:22.340	46.093		51.130				8	1	2:05.438	30.486		48.926			
2	1	2:04.651	30.678		49.464				9	1	2:06.119	32.162		49.288			
3	1	2:04.849	30.708		49.675				10	1	2:05.139	30.936		48.855			
4	1	2:03.817	30.530		49.377				11	1	2:22.599	36.178		58.419			
5	1	2:05.442	30.657		49.981				12	1	2:07.404	31.726		49.740			
6	1	2:04.803	30.831		49.434				13	1	2:34.921	34.578		57.793			
7	1	2:04.758	30.711		48.936												