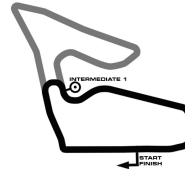


FIA EUROPEAN TRUCK RACE TROPHY

Red Bull Ring, length 2338 m

12.-14. MAY 2017

Suzuki Cup Austria - Europe



-Reg.No.: CR U1/2017

Lap Analysis Free Practice 2, 13.05.2017

3 Fabian OHRFANDL () Suzuki Swift Sport 1.6 Suzuki Cup Austria theoretical besttime: 1:13.569

Lap	Time	S1	V1	S2	V2	Lap	Time	S1	V1	S2	V2
1	2:16.997			49.877	135	8	1:34.961	34.779			
2	1:18.629	34.789		43.840	138	9	2:07.699	1:22.260		45.439	139
3	1:16.855	33.356		43.499	140	10	1:31.533	32.145			
4	1:15.363	32.616		42.747	140	11	1:43.980	57.536		46.444	130
5	1:15.799	32.945		42.854	140	12	1:19.914	35.384		44.530	141
6	1:16.368	32.353		44.015	127	13	1:14.276	32.202		42.074	140
7	1:17.215	33.940		43.275	139	14	1:13.569	31.907		41.662	140

5 Peter GROSS () Suzuki Swift Sport 1.6 Suzuki Cup Austria theoretical besttime: 1:12.027

Lap	Time	S1	V1	S2	V2	Lap	Time	S1	V1	S2	V2
1	2:12.813			48.352	136	11	1:35.649	40.585		55.064	89
2	1:17.462	33.140		44.322	137	12	1:37.777	44.812		52.965	133
3	1:16.510	32.689		43.821	139	13	1:20.250	33.081		47.169	137
4	1:16.968	34.047		42.921	138	14	1:16.521	32.517		44.004	128
5	1:15.165	33.355		41.810	140	15	2:13.007	33.766			
6	1:16.174	32.620		43.554	136	16	2:48.510	2:06.546		41.964	140
7	1:15.268	32.651		42.617	138	17	1:12.785	31.579		41.206	140
8	1:28.946	34.381		54.565	135	18	1:12.752	31.710		41.042	140
9	1:43.959	55.827		48.132	141	19	1:12.151	31.326		40.825	140
10	1:16.569	32.501		44.068	121	20	1:12.027	31.236		40.791	141

7 Anton BAUER () Suzuki Swift Sport 1.6 Suzuki Cup Austria theoretical besttime: 1:13.875

Lap	Time	S1	V1	S2	V2	Lap	Time	S1	V1	S2	V2
1	2:38.744			46.849	136	9	1:17.102	33.031		44.071	136
2	1:17.321	33.640		43.681	139	10	3:58.856	33.608		3:25.248	81
3	1:14.733	32.548		42.185	139	11	1:37.194	44.801		52.393	127
4	1:14.196	31.712		42.484	135	12	1:19.509	34.105		45.404	136
5	1:14.460	31.690		42.770	138	13	1:18.135	34.422		43.713	137
6	1:14.648	31.798		42.850	135	14	1:43.703	35.171			
7	1:17.048	32.294		44.754	131	15	3:05.288	2:01.739			
8	1:17.485	32.235		45.250	135						

8 Klaus LEMMERHOFER () Suzuki Swift Sport 1.6 Suzuki Cup Austr theoretical besttime: 1:13.142

Lap	Time	S1	V1	S2	V2	Lap	Time	S1	V1	S2	V2
1	1:48.377			45.628	134	11	2:52.481	1:47.252			
2	1:19.766	35.264		44.502	135	12	2:15.951	1:31.897		44.054	136
3	1:16.021	33.732		42.289	137	13	1:14.819	32.204		42.615	137
4	1:15.186	32.728		42.458	129	14	1:46.405	33.767			
5	1:15.625	32.222		43.403	137	15	3:17.525	2:34.018		43.507	137
6	1:16.679	32.914		43.765	132	16	1:14.973	32.287		42.686	138
7	1:15.876	32.911		42.965	136	17	1:14.144	31.752		42.392	139
8	1:50.869	31.942		1:18.927	114	18	1:13.142	31.146		41.996	140
9	1:21.520	35.489		46.031	125	19	1:17.902	34.120		43.782	137
10	1:25.273	33.340									

9 Johannes MADERTHANER () Suzuki Swift Sport 1.6 Suzuki Cup A theoretical besttime: 1:23.545

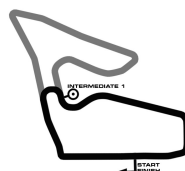
Lap	Time	S1	V1	S2	V2	Lap	Time	S1	V1	S2	V2
1	2:21.083			51.614	126	8	1:31.372	40.877		50.495	125
2	1:32.684	38.634		54.050	118	9	1:28.286	37.570		50.716	116
3	1:30.311	39.950		50.361	131	10	1:33.511	39.110		54.401	115
4	1:25.451	36.373		49.078	133	11	1:36.283	43.698		52.585	126
5	1:27.978	37.307		50.671	127	12	1:25.318	36.328		48.990	134
6	1:30.780	37.834		52.946	125	13	1:23.545	35.288		48.257	129
7	1:37.069	40.895		56.174	121						

FIA EUROPEAN TRUCK RACE TROPHY

Red Bull Ring, length 2338 m

12.-14. MAY 2017

Suzuki Cup Austria - Europe



-Reg.No.: CR 01/2017

Lap Analysis Free Practice 2, 13.05.2017

10 Christoph ZELLHOFFER () Suzuki Swift Sport 1.6 Suzuki Cup Austr theoretical besttime: 1:11.359

Lap	Time	S1	V1	S2	V2	Lap	Time	S1	V1	S2	V2
1	2:07.618			46.519	138	11	1:42.042	32.748			
2	1:18.119	33.982		44.137	118	12	1:50.852	59.864		50.988	140
3	1:20.035	34.586		45.449	141	13	1:18.152	32.602		45.550	129
4	1:16.727	33.622		43.105	138	14	1:17.584	33.675		43.909	142
5	1:14.117	32.562		41.555	141	15	1:43.206	31.930			
6	1:17.225	32.606		44.619	137	16	3:24.940	2:43.439		41.501	142
7	1:18.851	32.182		46.669	105	17	1:11.667	31.279		40.388	143
8	1:34.729	41.441		53.288	125	18	1:12.341	30.971		41.370	137
9	1:19.670	37.245		42.425	141	19	1:12.769	31.757		41.012	126
10	1:17.419	33.811		43.608	139	20	1:14.883	32.359		42.524	138

11 Erich WEGHOFFER () Suzuki Swift Sport 1.6 Suzuki Cup Austria theoretical besttime: 1:13.530

Lap	Time	S1	V1	S2	V2	Lap	Time	S1	V1	S2	V2
1	1:59.294			48.121	125	11	3:01.047	1:54.321			
2	1:23.115	37.379		45.736	135	12	1:56.877	1:09.447		47.430	136
3	1:20.967	34.472		46.495	135	13	1:15.656	32.649		43.007	136
4	1:17.040	32.903		44.137	135	14	1:21.949	32.724		49.225	96
5	1:15.470	32.948		42.522	136	15	1:48.289	42.406			
6	1:16.331	32.493		43.838	132	16	2:12.124	1:29.181		42.943	137
7	1:16.561	33.137		43.424	133	17	1:19.001	34.470		44.531	135
8	1:20.901	34.281		46.620	133	18	1:15.429	33.723		41.706	139
9	1:17.680	33.279		44.401	135	19	1:17.247	34.165		43.082	138
10	1:26.261	32.663				20	1:13.530	31.943		41.587	139

14 Dominik HASELSTEINER () Suzuki Swift Sport 1.6 Suzuki Cup Austr theoretical besttime: 1:11.613

Lap	Time	S1	V1	S2	V2	Lap	Time	S1	V1	S2	V2
1	2:13.509			49.850	136	12	1:43.102	59.352		43.750	138
2	1:17.429	33.068		44.361	137	13	1:13.851	31.920		41.931	139
3	1:16.666	32.729		43.937	138	14	1:13.412	31.753		41.659	139
4	1:16.739	33.651		43.088	139	15	1:12.977	31.745		41.232	139
5	1:15.313	33.243		42.070	139	16	1:39.296	31.576			
6	1:16.619	32.376		44.243	134	17	2:45.409	2:04.052		41.357	139
7	1:15.430	32.583		42.847	136	18	1:12.117	31.077		41.040	140
8	1:26.811	34.074		52.737	132	19	1:12.166	30.713		41.453	139
9	1:14.604	32.145		42.459	137	20	1:13.467	32.413		41.054	141
10	1:14.742	31.769		42.973	138	21	1:11.987	31.087		40.900	140
11	1:40.523	33.038									

15 Thomas BERGER () Suzuki Swift Sport 1.6 Suzuki Cup Austria theoretical besttime: 1:10.562

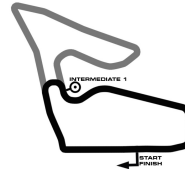
Lap	Time	S1	V1	S2	V2	Lap	Time	S1	V1	S2	V2
1	1:36.836			44.347	133	12	1:26.670	36.893		49.777	103
2	1:15.175	33.053		42.122	138	13	1:35.808	36.847			
3	1:12.936	31.796		41.140	139	14	2:43.449	1:53.963		49.486	139
4	1:15.329	31.759		43.570	136	15	2:01.455	42.368			
5	1:12.080	31.306		40.774	139	16	3:11.988	2:29.908		42.080	138
6	1:11.504	31.016		40.488	140	17	1:12.066	31.238		40.828	140
7	1:11.881	30.925		40.956	139	18	1:11.326	30.863		40.463	141
8	1:30.806	35.721		55.085	137	19	1:10.918	30.543		40.375	142
9	1:13.371	31.267		42.104	139	20	1:12.732	30.871		41.861	137
10	1:16.204	32.032		44.172	135	21	1:10.852	30.187		40.665	137
11	1:14.291	31.657		42.634	140						

FIA EUROPEAN TRUCK RACE TROPHY

Red Bull Ring, length 2338 m

12.-14. MAY 2017

Suzuki Cup Austria - Europe



-Reg.No.: UK U1/ZU17

Lap Analysis Free Practice 2, 13.05.2017

17 Günther WIESMEIER () Suzuki Swift Sport 1.6 Suzuki Cup Austria theoretical besttime: 1:10.947

Lap	Time	S1	V1	S2	V2	Lap	Time	S1	V1	S2	V2
1	2:00.521			47.383	133	11	1:35.173	38.771		56.402	90
2	1:22.863	37.255		45.608	138	12	1:29.328	45.426		43.902	140
3	1:20.721	34.015		46.706	138	13	1:13.577	31.466		42.111	140
4	1:14.852	32.645		42.207	140	14	1:12.885	31.139		41.746	141
5	1:14.356	32.177		42.179	142	15	1:12.885	31.324		41.561	141
6	1:26.057	31.855		54.202	104	16	1:44.148	33.992			
7	1:35.798	45.488		50.310	136	17	3:13.013	2:30.326		42.687	139
8	1:17.658	32.194		45.464	136	18	1:11.695	30.672		41.023	142
9	1:29.338	37.481		51.857	139	19	1:11.938	31.018		40.920	143
10	1:16.523	32.533		43.990	132	20	1:10.947	30.629		40.318	142

26 Max WIMMER () Suzuki Swift Sport 1.6 Suzuki Cup Austria theoretical besttime: 1:10.865

Lap	Time	S1	V1	S2	V2	Lap	Time	S1	V1	S2	V2
1	1:48.938			44.181	136	12	1:38.181	42.259		55.922	83
2	1:19.627	35.785		43.842	137	13	1:26.190	44.251		41.939	139
3	1:16.810	33.736		43.074	124	14	1:11.416	30.856		40.560	140
4	1:15.306	32.151		43.155	138	15	1:12.146	30.848		41.298	141
5	1:12.616	31.342		41.274	138	16	1:13.858	32.472		41.386	140
6	1:15.022	32.344		42.678	139	17	1:38.501	36.681			
7	1:12.188	31.151		41.037	138	18	3:18.213	2:37.342		40.871	142
8	1:12.673	31.006		41.667	138	19	1:11.290	30.673		40.617	141
9	1:13.140	30.978		42.162	136	20	1:11.095	30.392		40.703	138
10	1:14.086	31.197		42.889	137	21	1:11.778	31.305		40.473	142
11	1:13.657	31.880		41.777	138						

30 Oliver MÜLLER () Suzuki Swift Sport 1.6 Suzuki Cup Austria theoretical besttime: 1:11.646

Lap	Time	S1	V1	S2	V2	Lap	Time	S1	V1	S2	V2
1	1:18.942			43.492	138	12	1:51.470	1:00.426		51.044	132
2	1:17.281	34.242		43.039	139	13	1:20.288	32.430		47.858	134
3	1:16.411	32.330		44.081	137	14	1:14.342	31.796		42.546	139
4	1:15.377	32.888		42.489	141	15	1:14.622	31.470		43.152	112
5	1:17.267	33.428		43.839	135	16	1:34.827	36.691			
6	1:15.272	33.662		41.610	140	17	2:31.075	1:48.139		42.936	141
7	1:13.846	31.241		42.605	137	18	1:12.637	31.486		41.151	141
8	1:23.142	34.117				19	1:12.077	30.999		41.078	140
9	2:23.864	1:39.563		44.301	138	20	1:11.646	30.810		40.836	140
10	1:18.552	33.379		45.173	126	21	1:12.768	31.615		41.153	140
11	1:43.299	33.271									

47 Marcel KRAILLER () Suzuki Swift Sport 1.6 Suzuki Cup Austria theoretical besttime: 1:10.915

Lap	Time	S1	V1	S2	V2	Lap	Time	S1	V1	S2	V2
1	1:28.733			43.902	137	11	3:48.855	2:42.603			
2	1:21.622	33.549		48.073	138	12	1:31.991	50.405		41.586	140
3	1:13.330	32.008		41.322	139	13	1:12.609	31.465		41.144	140
4	1:18.021	33.012		45.009	137	14	1:12.123	31.194		40.929	141
5	1:12.785	31.847		40.938	140	15	1:38.571	32.078			
6	1:11.818	31.199		40.619	140	16	3:27.815	2:46.874		40.941	141
7	1:15.143	32.976		42.167	138	17	1:12.182	31.874		40.308	141
8	1:14.636	31.835		42.801	138	18	1:11.161	30.607		40.554	142
9	1:22.874	36.901		45.973	138	19	1:11.063	30.726		40.337	143
10	1:22.676	32.178				20	1:16.921	31.903		45.018	131

50 Martin ZELLHOFER () Suzuki Swift Sport 1.6 Suzuki Cup Austria theoretical besttime: 1:12.379

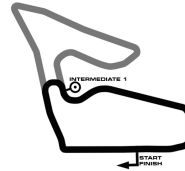
Lap	Time	S1	V1	S2	V2	Lap	Time	S1	V1	S2	V2
1	2:08.304			46.540	135	9	1:21.075	37.718		43.357	136
2	1:16.887	33.720		43.167	139	10	1:13.684	31.661		42.023	138
3	1:17.220	32.678		44.542	137	11	1:30.720	31.268			
4	1:13.734	32.119		41.615	139	12	2:53.020	2:11.185		41.835	138
5	1:13.644	32.255		41.389	138	13	1:12.379	31.081		41.298	140
6	1:12.674	31.283		41.391	139	14	1:13.987	31.676		42.311	139
7	1:22.762	34.591		48.171	130	15	1:36.649	32.115			
8	1:18.313	32.001		46.312	104						

FIA EUROPEAN TRUCK RACE TROPHY

Red Bull Ring, length 2338 m

12.-14. MAY 2017

Suzuki Cup Austria - Europe



-Reg.No.: UK U1/2017

Lap Analysis Free Practice 2, 13.05.2017

175 Lukas PUCHINGER () Suzuki Swift Sport 1.6 Suzuki Cup Austria theoretical besttime: 1:12.530

Lap	Time	S1	V1	S2	V2	Lap	Time	S1	V1	S2	V2
1	1:27.164			43.033	136	12	1:23.796	37.217		46.579	136
2	1:17.204	34.520		42.684	138	13	1:15.013	32.999		42.014	140
3	1:14.752	32.765		41.987	139	14	1:14.518	33.038		41.480	140
4	1:15.034	32.360		42.674	139	15	1:14.609	32.614		41.995	138
5	1:13.437	31.856		41.581	139	16	1:43.221	35.013			
6	1:13.554	31.885		41.669	141	17	3:04.649	2:22.699		41.950	140
7	1:13.679	31.842		41.837	138	18	1:15.361	32.235		43.126	137
8	1:17.261	33.269		43.992	135	19	1:13.630	32.551		41.079	140
9	1:29.036	33.213				20	1:12.530	31.515		41.015	142
10	2:30.734	1:45.730		45.004	137	21	1:13.819	32.626		41.193	140
11	1:25.874	36.990		48.884	102						

502 Máté BENYÓ () Suzuki Swift Sport 1.6 Magyar OB 1.6 theoretical besttime: 1:10.739

Lap	Time	S1	V1	S2	V2	Lap	Time	S1	V1	S2	V2
1	1:20.052			42.815	140	11	1:13.702	31.570		42.132	141
2	1:21.040	36.442		44.598	137	12	1:40.949	31.337			
3	1:13.618	31.749		41.869	139	13	4:16.906	3:35.100		41.806	140
4	1:13.491	32.101		41.390	142	14	1:12.104	30.960		41.144	141
5	1:13.149	32.218		40.931	140	15	1:45.462	34.051			
6	1:11.681	31.055		40.626	141	16	3:15.437	2:33.997		41.440	140
7	1:12.813	31.196		41.617	140	17	1:11.178	30.830		40.348	141
8	1:15.770	32.683		43.087	135	18	1:10.930	30.463		40.467	141
9	1:20.134	32.955		47.179	135	19	1:11.159	30.555		40.604	141
10	1:17.683	33.281		44.402	136	20	1:10.739	30.436		40.303	141

503 László ÁCS () Suzuki Swift Sport 1.6 Magyar OB 1.6 theoretical besttime: 1:14.768

Lap	Time	S1	V1	S2	V2	Lap	Time	S1	V1	S2	V2
1	1:53.941			45.820	135	8	1:24.313	34.249		50.064	131
2	1:23.493	34.890		48.603	125	9	1:16.981	33.628		43.353	138
3	1:26.123	38.706		47.417	112	10	1:17.303	34.005		43.298	137
4	1:19.349	34.513		44.836	120	11	1:41.200	31.750			
5	1:21.722	36.192		45.530	138	12	3:37.767	2:54.749		43.018	135
6	1:16.773	32.953		43.820	134	13	4:03.085	32.620		3:30.465	35
7	1:19.887	33.832		46.055	135						

511 Krisztián FÜGE (HUN) Suzuki Swift Sport 1.6 Magyar OB 1.6 theoretical besttime: 1:12.041

Lap	Time	S1	V1	S2	V2	Lap	Time	S1	V1	S2	V2
1	1:46.239			48.639	138	11	1:43.321	1:00.033		43.288	140
2	1:23.958	35.747		48.211	136	12	1:13.733	32.248		41.485	141
3	1:17.270	34.001		43.269	140	13	1:17.785	35.674		42.111	139
4	1:14.704	32.608		42.096	141	14	1:15.516	33.709		41.807	141
5	1:17.246	34.886		42.360	141	15	1:44.399	36.867			
6	1:15.492	32.394		43.098	137	16	2:57.965	2:16.341		41.624	140
7	1:14.233	32.440		41.793	140	17	1:12.535	31.547		40.988	144
8	1:27.347	32.789				18	1:12.434	31.679		40.755	145
9	2:49.416	2:06.247		43.169	139	19	1:14.614	32.490		42.124	143
10	1:40.829	33.310				20	1:12.221	31.286		40.935	143

514 Zoltán BALOGH (HUN) Suzuki Swift Sport 1.6 Magyar OB 1.6 theoretical besttime: 1:10.688

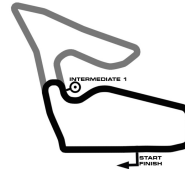
Lap	Time	S1	V1	S2	V2	Lap	Time	S1	V1	S2	V2
1	1:18.372			43.628	137	12	1:39.284	31.538			
2	1:17.160	34.433		42.727	140	13	2:26.909	1:45.490		41.419	139
3	1:15.972	32.548		43.424	138	14	1:12.909	31.588		41.321	141
4	1:14.551	33.131		41.420	141	15	1:14.469	32.692		41.777	137
5	1:11.695	31.335		40.360	140	16	1:35.714	32.837			
6	1:12.046	31.212		40.834	141	17	3:19.190	2:37.916		41.274	140
7	1:13.282	31.361		41.921	140	18	1:10.765	30.627		40.138	140
8	1:14.404	32.426		41.978	141	19	1:11.858	31.218		40.640	143
9	1:23.013	33.935		49.078	134	20	1:11.758	31.164		40.594	141
10	1:16.263	33.705		42.558	138	21	1:11.167	31.106		40.061	140
11	1:13.345	31.134		42.211	141						

FIA EUROPEAN TRUCK RACE TROPHY

Red Bull Ring, length 2338 m

12.-14. MAY 2017

Suzuki Cup Austria - Europe



-Reg.No.: UK U1/2017

Lap Analysis Free Practice 2, 13.05.2017

515 Gergely NAMÉNYI (HUN) Suzuki Swift Sport 1.6 Magyar OB 1.6 theoretical besttime: 1:13.841

Lap	Time	S1	V1	S2	V2	Lap	Time	S1	V1	S2	V2
1	1:33.856			44.350	134	8	1:19.037	33.413		45.624	133
2	1:42.951	59.611		43.340	133	9	1:17.940	34.564		43.376	138
3	1:14.481	33.278		41.203	139	10	1:17.015	32.638		44.377	137
4	1:14.707	32.973		41.734	135	11	1:21.812	37.197		44.615	118
5	1:14.194	32.833		41.361	139	12	1:33.589	37.277			
6	1:50.865	33.196		1:17.669	111	13	1:52.445	1:02.288		50.157	133
7	1:22.134	36.237		45.897	132	14	1:15.512	33.194		42.318	138

518 Lajos SZOMSZÉD () Suzuki Swift Sport 1.3 Magyar OB 1.3 theoretical besttime: 1:20.777

Lap	Time	S1	V1	S2	V2	Lap	Time	S1	V1	S2	V2
1	2:19.688			59.413	119	9	1:50.567	38.127			
2	1:32.154	39.380		52.774	122	10	3:19.106	2:27.029		52.077	124
3	1:30.780	38.732		52.048	123	11	1:27.035	38.612		48.423	124
4	1:25.702	36.859		48.843	122	12	1:49.826	35.858			
5	1:27.002	36.990		50.012	123	13	3:40.044	2:52.067		47.977	124
6	1:30.230	38.765		51.465	122	14	1:23.025	36.544		46.481	126
7	1:38.762	38.576				15	1:20.777	34.430		46.347	125
8	2:21.257	1:29.363		51.894	123	16	1:21.903	34.745		47.158	127

531 Balázs KÖRMÖCZI (HUN) Suzuki Swift Sport 1.6 Magyar OB 1.6 theoretical besttime: 1:11.464

Lap	Time	S1	V1	S2	V2	Lap	Time	S1	V1	S2	V2
1	2:15.700			52.923	137	12	1:33.940	44.734		49.206	121
2	1:17.899	34.357		43.542	138	13	1:19.106	34.796		44.310	140
3	1:17.248	33.426		43.822	140	14	1:13.874	31.865		42.009	141
4	1:15.254	32.621		42.633	141	15	1:14.073	31.899		42.174	142
5	1:16.526	33.557		42.969	139	16	1:38.140	33.556			
6	1:16.493	32.237		44.256	135	17	2:54.189	2:10.806		43.383	141
7	1:16.446	33.074		43.372	137	18	1:12.571	31.260		41.311	142
8	1:26.499	34.043		52.456	132	19	1:13.745	31.672		42.073	142
9	1:19.708	35.713		43.995	138	20	1:11.464	31.132		40.332	144
10	1:25.318	33.870				21	1:13.358	31.903		41.455	142
11	1:49.023	54.458		54.565	82						

532 Gergo KÖRMÖCZI (HUN) Suzuki Swift Sport 1.6 Magyar OB 1.6 theoretical besttime: 1:13.433

Lap	Time	S1	V1	S2	V2	Lap	Time	S1	V1	S2	V2
1	1:50.947			45.568	138	11	1:38.019	34.049			
2	1:20.382	36.125		44.257	138	12	2:30.512	1:46.441		44.071	138
3	1:18.170	34.338		43.832	138	13	1:17.832	34.694		43.138	139
4	1:17.664	34.189		43.475	139	14	1:15.472	33.206		42.266	140
5	1:16.415	33.896		42.519	140	15	1:43.263	33.646			
6	1:17.979	33.790		44.189	137	16	3:32.695	2:50.503		42.192	140
7	1:24.152	35.001		49.151	131	17	1:14.361	32.120		42.241	141
8	1:19.055	34.200		44.855	118	18	1:14.177	32.573		41.604	141
9	1:20.648	36.173		44.475	138	19	1:14.226	31.829		42.397	140
10	1:18.804	33.635		45.169	136	20	1:18.086	35.784		42.302	140

546 Ádám LENGYEL (HUN) Suzuki Swift Sport 1.3 Magyar OB 1.3 theoretical besttime: 1:15.140

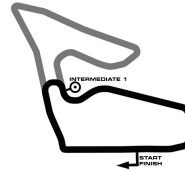
Lap	Time	S1	V1	S2	V2	Lap	Time	S1	V1	S2	V2
1	2:22.354			52.064	123	11	1:20.039	36.040		43.999	130
2	1:26.019	37.958		48.061	127	12	1:17.639	33.184		44.455	131
3	1:21.849	35.836		46.013	131	13	1:17.363	34.776		42.587	132
4	1:18.704	34.630		44.074	132	14	1:34.891	32.986			
5	1:16.235	33.178		43.057	131	15	4:17.323	3:34.481		42.842	131
6	1:16.002	32.790		43.212	128	16	1:15.767	33.281		42.486	132
7	1:24.173	34.564				17	1:15.464	32.929		42.535	132
8	3:01.781	2:17.102		44.679	127	18	1:17.327	33.511		43.816	130
9	1:23.073	34.578		48.495	112	19	1:15.273	32.923		42.350	131
10	1:28.991	38.018		50.973	114						

FIA EUROPEAN TRUCK RACE TROPHY

Red Bull Ring, length 2338 m

12.-14. MAY 2017

Suzuki Cup Austria - Europe



-Reg.No.: UK U1/2017

Lap Analysis Free Practice 2, 13.05.2017

548 Bendegúz MOLNÁR () Suzuki Swift Sport 1.6 Magyar OB 1.6 theoretical besttime: 1:10.908

Lap	Time	S1	V1	S2	V2	Lap	Time	S1	V1	S2	V2
1	1:17.748			44.075	137	12	1:40.757	31.910			
2	1:17.416	34.554		42.862	139	13	2:45.576	2:03.954		41.622	141
3	1:16.105	32.158		43.947	137	14	1:14.002	32.549		41.453	143
4	1:12.958	32.093		40.865	140	15	1:12.047	31.287		40.760	143
5	1:12.291	31.670		40.621	141	16	1:34.601	32.680			
6	1:11.991	31.049		40.942	141	17	3:25.716	2:44.869		40.847	141
7	1:13.525	31.795		41.730	141	18	1:11.639	30.905		40.734	142
8	1:17.326	34.140		43.186	140	19	1:10.908	30.734		40.174	144
9	1:21.473	33.008		48.465	138	20	1:11.559	30.859		40.700	144
10	1:17.362	33.778		43.584	139	21	1:11.593	31.154		40.439	143
11	1:12.824	31.365		41.459	141						

555 Patrik TELEK (HUN) Suzuki Swift Sport 1.3 Magyar OB 1.3 theoretical besttime: 1:18.296

Lap	Time	S1	V1	S2	V2	Lap	Time	S1	V1	S2	V2
1	1:53.573			49.891	121	8	1:33.503	35.086			
2	1:24.798	38.999		45.799	125	9	2:29.339	1:43.736		45.603	115
3	1:27.206	36.549		50.657	126	10	1:20.881	36.226		44.655	127
4	1:20.460	36.442		44.018	127	11	1:24.489	36.952		47.537	123
5	1:19.679	35.271		44.408	128	12	1:19.842	35.078		44.764	126
6	1:19.113	34.278		44.835	126	13	1:20.465	35.621		44.844	102
7	1:21.756	37.640		44.116	126						

569 Arpad FODOR (HUN) Suzuki Swift Sport 1.3 Magyar OB 1.3 theoretical besttime: 1:15.862

Lap	Time	S1	V1	S2	V2	Lap	Time	S1	V1	S2	V2
1	2:03.330			51.361	122	10	1:20.453	35.018		45.435	127
2	1:27.050	39.567		47.483	124	11	1:18.572	34.388		44.184	127
3	1:22.011	36.068		45.943	128	12	1:34.231	34.174			
4	1:19.448	34.888		44.560	127	13	2:59.407	2:15.899		43.508	130
5	1:18.074	33.984		44.090	128	14	1:16.221	32.935		43.286	129
6	1:17.319	33.607		43.712	128	15	4:52.479	4:09.552		42.927	129
7	1:18.218	34.288		43.930	128	16	1:33.437	33.164		1:00.273	101
8	1:20.508	33.791		46.717	124	17	1:18.975	35.375		43.600	129
9	1:20.313	36.169		44.144	130	18	1:16.613	33.488		43.125	129

571 Gergo BORSI () Suzuki Swift Sport 1.6 Magyar OB 1.6 theoretical besttime: 1:11.537

Lap	Time	S1	V1	S2	V2	Lap	Time	S1	V1	S2	V2
1	1:19.322			43.240	139	12	1:28.808	34.437		54.371	118
2	1:17.515	34.340		43.175	137	13	1:30.927	43.807		47.120	137
3	1:16.066	32.323		43.743	137	14	1:13.880	32.483		41.397	139
4	1:14.551	33.049		41.502	139	15	1:13.316	31.726		41.590	140
5	1:12.599	31.820		40.779	140	16	1:12.579	31.319		41.260	139
6	1:12.227	31.500		40.727	139	17	1:40.695	31.955			
7	1:12.995	31.556		41.439	140	18	2:31.588	1:49.763		41.825	140
8	1:22.187	32.074				19	1:11.650	31.064		40.586	141
9	1:55.293	1:13.293		42.000	137	20	1:12.455	31.943		40.512	140
10	1:14.411	31.788		42.623	134	21	1:11.835	31.362		40.473	140
11	1:13.334	31.673		41.661	138	22	1:12.202	31.475		40.727	140

588 Gábor FORRAI (HUN) Suzuki Swift Sport 1.6 Magyar OB 1.6 theoretical besttime: 1:12.851

Lap	Time	S1	V1	S2	V2	Lap	Time	S1	V1	S2	V2
1	2:00.004			47.479	135	11	1:39.481	32.564			
2	1:19.554	35.137		44.417	138	12	2:17.094	1:31.888		45.206	138
3	1:20.486	34.920		45.566	138	13	1:14.228	32.222		42.006	138
4	1:14.828	32.795		42.033	140	14	1:16.964	34.288		42.676	138
5	1:17.543	35.702		41.841	140	15	1:41.163	33.093			
6	1:25.623	33.584		52.039	133	16	3:18.703	2:36.851		41.852	139
7	1:15.966	33.212		42.754	137	17	1:13.354	31.573		41.781	140
8	1:26.070	32.459		53.611	135	18	1:13.314	31.890		41.424	140
9	1:20.222	35.475		44.747	136	19	1:12.998	31.431		41.567	140
10	1:17.524	33.520		44.004	137	20	1:12.856	31.427		41.429	138