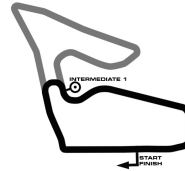


FIA EUROPEAN TRUCK RACE TROPHY

Red Bull Ring, length 4318 m

12.-14. MAY 2017

Supercar Challenge powered by Hankook



-Reg.No.: CR 01/2017

Lap Analysis race 1, 13.05.2017

104 Marcel VAN BERLO (NLD) Porsche 991 GT3 Cup GT												theoretical besttime: 1:35.594
Lap	Time	S1	V1	S2	V2	Lap	Time	S1	V1	S2	V2	
1	1:48.667	1:16.634		32.033	189	19	1:36.716	1:06.694		30.022	193	
2	3:11.972	2:10.656		1:01.316	60	20	1:38.978	1:08.259		30.719	195	
3	2:35.292	1:43.959		51.333	80	21	1:37.003	1:06.855		30.148	196	
4	2:29.690	1:48.706		40.984	194	22	1:36.624	1:06.627		29.997	197	
5	1:41.012	1:10.408		30.604	193	23	1:37.868	1:06.517		31.351	196	
6	1:40.112	1:09.270		30.842	194	24	1:36.867	1:06.774		30.093	196	
7	1:37.115	1:06.678		30.437	194	25	1:36.209	1:06.047		30.162	192	
8	1:36.420	1:06.525		29.895	195	26	1:38.198	1:07.948		30.250	196	
9	1:36.410	1:06.277		30.133	193	27	1:37.106	1:07.003		30.103	196	
10	1:37.242	1:06.620		30.622	193	28	1:37.058	1:06.638		30.420	197	
11	1:36.712	1:06.685		30.027	196	29	1:37.333	1:06.702		30.631	194	
12	1:36.750	1:06.825		29.925	197	30	1:37.664	1:07.480		30.184	195	
13	1:43.365	1:06.571				31	1:36.203	1:06.187		30.016	194	
14	3:04.081	2:33.856		30.225	196	32	1:35.983	1:05.914		30.064	195	
15	1:37.417	1:06.472		30.945	192	33	1:36.694	1:06.560		30.134	197	
16	1:38.415	1:08.534		29.881	197	34	1:39.159	1:08.880		30.279	196	
17	1:36.084	1:06.409		29.675	197	35	1:38.233	1:07.886		30.347	198	
18	1:38.550	1:07.813		30.737	194	36	1:38.176	1:07.413		30.763	193	

107 Roger GROUWELS (NLD) Porsche 991 CupPorsche 991 Cuo GT												theoretical besttime: 1:34.230
Lap	Time	S1	V1	S2	V2	Lap	Time	S1	V1	S2	V2	
1	1:42.423	1:12.389		30.034	198	19	1:35.122	1:05.370		29.752	198	
2	3:09.085	2:12.335		56.750	85	20	1:34.451	1:05.120		29.331	201	
3	2:38.642	1:49.456		49.186	101	21	1:35.068	1:05.523		29.545	201	
4	2:32.281	1:50.409		41.872	198	22	1:38.459	1:05.713		32.746	193	
5	1:35.886	1:06.157		29.729	200	23	1:35.133	1:05.680		29.453	203	
6	1:35.748	1:05.763		29.985	201	24	1:36.093	1:05.598		30.495	201	
7	1:35.458	1:05.573		29.885	196	25	1:37.978	1:07.959		30.019	202	
8	1:35.357	1:05.640		29.717	201	26	1:34.538	1:05.113		29.425	202	
9	1:34.931	1:05.153		29.778	201	27	1:34.730	1:05.155		29.575	202	
10	1:34.986	1:05.364		29.622	201	28	1:36.544	1:06.095		30.449	200	
11	1:34.810	1:05.280		29.530	199	29	1:35.381	1:05.658		29.723	201	
12	1:35.248	1:05.641		29.607	202	30	1:35.170	1:05.131		30.039	197	
13	1:35.092	1:05.574		29.518	203	31	1:34.885	1:05.054		29.831	201	
14	1:35.613	1:06.158		29.455	201	32	1:35.358	1:05.612		29.746	202	
15	1:34.686	1:05.240		29.446	200	33	1:35.986	1:05.552		30.434	199	
16	1:40.430	1:05.863				34	1:35.451	1:05.462		29.989	201	
17	3:16.499	2:45.675		30.824	200	35	1:36.190	1:05.771		30.419	201	
18	1:34.685	1:05.509		29.176	202	36	1:37.097	1:06.483		30.614	198	

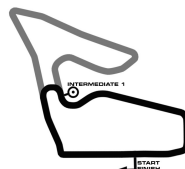
108 Bob HERBER (NLD) Porsche 991 CupPorsche 991 Cuo GT												theoretical besttime: 1:34.988
Lap	Time	S1	V1	S2	V2	Lap	Time	S1	V1	S2	V2	
1	1:41.803	1:11.820		29.983	196	19	1:36.267	1:06.067		30.200	198	
2	3:08.204	2:11.816		56.388	94	20	1:35.681	1:05.858		29.823	197	
3	2:39.174	1:50.199		48.975	105	21	1:37.258	1:07.501		29.757	196	
4	2:32.260	1:50.752		41.508	195	22	1:36.583	1:05.935		30.648	194	
5	1:36.418	1:06.716		29.702	197	23	1:35.754	1:06.018		29.736	198	
6	1:36.712	1:06.708		30.004	197	24	1:36.114	1:05.748		30.366	194	
7	1:35.966	1:06.258		29.708	198	25	1:36.735	1:07.129		29.606	198	
8	1:35.331	1:05.726		29.605	198	26	1:35.257	1:05.544		29.717	198	
9	1:35.231	1:05.783		29.448	198	27	1:35.352	1:05.687		29.665	197	
10	1:35.671	1:05.840		29.831	196	28	1:35.807	1:06.097		29.710	198	
11	1:35.623	1:06.062		29.561	198	29	1:35.818	1:06.222		29.596	198	
12	1:35.700	1:06.138		29.562	198	30	1:36.675	1:06.632		30.043	196	
13	1:35.974	1:05.858		30.116	186	31	1:35.313	1:05.668		29.645	199	
14	1:45.494	1:06.203				32	1:35.295	1:05.681		29.614	199	
15	3:00.750	2:30.583		30.167	196	33	1:35.965	1:06.399		29.566	198	
16	1:35.250	1:05.793		29.457	199	34	1:35.829	1:06.048		29.781	198	
17	1:36.902	1:06.565		30.337	194	35	1:36.021	1:05.898		30.123	198	
18	1:35.516	1:05.930		29.586	198	36	1:36.344	1:05.891		30.453	198	

FIA EUROPEAN TRUCK RACE TROPHY

Red Bull Ring, length 4318 m

12.-14. MAY 2017

Supercar Challenge powered by Hankook



-Reg.No.: CR 01/2017

Lap Analysis race 1, 13.05.2017

109 Dirk SCHULZ (NLD) Porsche 997 GT3 GT theoretical besttime: 1:41.300

Lap	Time	S1	V1	S2	V2	Lap	Time	S1	V1	S2	V2
1	2:05.259	1:28.352		36.907	122	18	1:43.324	1:10.779		32.545	192
2	3:16.129	2:14.067		1:02.062	59	19	1:42.767	1:10.898		31.869	191
3	2:30.067	1:44.972		45.095	78	20	1:42.498	1:10.783		31.715	192
4	2:25.171	1:45.969		39.202	189	21	1:48.843	1:16.576		32.267	188
5	1:46.088	1:13.384		32.704	189	22	1:43.220	1:11.536		31.684	192
6	1:44.811	1:12.665		32.146	191	23	1:43.236	1:11.506		31.730	193
7	1:44.880	1:11.884		32.996	191	24	1:43.859	1:11.518		32.341	192
8	1:43.989	1:12.092		31.897	191	25	1:43.668	1:11.413		32.255	193
9	1:45.208	1:12.930		32.278	190	26	1:44.485	1:12.309		32.176	194
10	1:43.915	1:11.851		32.064	192	27	1:42.803	1:10.879		31.924	193
11	1:43.995	1:11.687		32.308	189	28	1:43.066	1:11.024		32.042	190
12	1:44.716	1:11.933		32.783	190	29	1:43.962	1:11.492		32.470	193
13	1:52.903	1:13.993				30	1:43.108	1:10.747		32.361	193
14	3:07.694	2:35.454		32.240	191	31	1:42.703	1:11.069		31.634	194
15	1:43.877	1:11.755		32.122	191	32	1:42.758	1:10.714		32.044	193
16	1:43.211	1:11.049		32.162	192	33	1:42.764	1:10.717		32.047	194
17	1:44.472	1:11.109		33.363	187	34	1:41.300	1:10.115		31.181	190

113 Edward GROUWELS (NLD) Porsche 991 CupPorsche 991 Cuo GT theoretical besttime: 1:35.799

Lap	Time	S1	V1	S2	V2	Lap	Time	S1	V1	S2	V2
1	1:45.447	1:14.559		30.888	196	19	1:36.860	1:06.932		29.928	199
2	3:08.196	2:12.131		56.065	87	20	1:36.556	1:06.703		29.853	198
3	2:38.992	1:49.815		49.177	100	21	1:37.075	1:06.883		30.192	199
4	2:32.142	1:50.386		41.756	196	22	1:37.446	1:07.578		29.868	199
5	1:39.239	1:09.001		30.238	197	23	1:36.784	1:06.903		29.881	199
6	1:38.078	1:07.442		30.636	189	24	1:36.191	1:06.334		29.857	199
7	1:37.846	1:07.578		30.268	197	25	1:36.759	1:06.854		29.905	199
8	1:37.278	1:07.017		30.261	196	26	1:36.372	1:06.412		29.960	199
9	1:37.001	1:06.848		30.153	197	27	1:36.344	1:06.708		29.636	199
10	1:37.800	1:07.456		30.344	198	28	1:36.138	1:06.453		29.685	199
11	1:38.453	1:07.520		30.933	192	29	1:36.707	1:06.566		30.141	198
12	1:38.144	1:08.040		30.104	198	30	1:36.809	1:06.664		30.145	199
13	1:43.160	1:06.979				31	1:36.910	1:06.404		30.506	199
14	2:54.116	2:23.327		30.789	197	32	1:36.809	1:06.565		30.244	198
15	1:36.725	1:06.882		29.843	199	33	1:37.186	1:06.510		30.676	198
16	1:36.839	1:06.386		30.453	197	34	1:36.430	1:06.504		29.926	199
17	1:37.896	1:06.671		31.225	197	35	1:36.176	1:06.361		29.815	201
18	1:36.666	1:06.481		30.185	199	36	1:41.072	1:06.163		34.909	199

121 Daan MEIJER (NLD) BMW M4 Silhouette GT theoretical besttime: 1:35.315

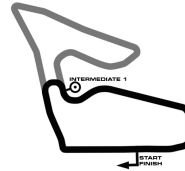
Lap	Time	S1	V1	S2	V2	Lap	Time	S1	V1	S2	V2
1	1:44.759	1:13.875		30.884	190	11	1:35.955	1:06.586		29.369	195
2	3:08.165	2:11.820		56.345	89	12	1:36.105	1:06.568		29.537	195
3	2:38.605	1:49.408		49.197	105	13	1:43.746	1:07.089			
4	2:32.491	1:50.549		41.942	191	14	2:56.730	2:27.257		29.473	195
5	1:38.650	1:08.673		29.977	195	15	1:37.181	1:06.870		30.311	193
6	1:36.681	1:07.079		29.602	195	16	1:36.419	1:06.825		29.594	195
7	1:36.855	1:07.306		29.549	194	17	1:36.379	1:06.431		29.948	196
8	1:36.418	1:07.020		29.398	194	18	1:36.398	1:07.262		29.136	195
9	1:35.986	1:06.666		29.320	194	19	1:36.792	1:06.175		30.613	196
10	1:36.539	1:06.862		29.677	194						

FIA EUROPEAN TRUCK RACE TROPHY

Red Bull Ring, length 4318 m

12.-14. MAY 2017

Supercar Challenge powered by Hankook



-Reg.No.: CR 01/2017

Lap Analysis race 1, 13.05.2017

123 Koen BOGAERTS (NLD) BMW M4 Silhouette GT						theoretical besttime: 1:34.870					
Lap	Time	S1	V1	S2	V2	Lap	Time	S1	V1	S2	V2
1	1:47.136	1:16.351		30.785	193	19	1:35.910	1:06.756		29.154	198
2	3:12.324	2:10.993		1:01.331	75	20	1:36.941	1:07.728		29.213	197
3	2:33.780	1:44.592		49.188	97	21	1:37.482	1:08.267		29.215	196
4	2:32.010	1:50.747		41.263	194	22	1:35.642	1:06.721		28.921	198
5	1:40.608	1:09.949		30.659	193	23	1:35.368	1:06.172		29.196	198
6	1:38.451	1:08.573		29.878	194	24	1:36.680	1:06.945		29.735	198
7	1:37.518	1:07.659		29.859	194	25	1:36.238	1:06.680		29.558	196
8	1:36.593	1:07.118		29.475	195	26	1:36.135	1:07.164		28.971	198
9	1:36.601	1:07.112		29.489	196	27	1:35.781	1:06.486		29.295	199
10	1:37.230	1:06.965		30.265	196	28	1:35.726	1:06.699		29.027	199
11	1:37.868	1:07.762		30.106	190	29	1:34.870	1:06.012		28.858	198
12	1:36.578	1:06.658		29.920	192	30	1:35.703	1:06.743		28.960	198
13	1:41.889	1:06.770				31	1:36.103	1:06.263		29.840	194
14	3:05.695	2:35.760		29.935	196	32	1:36.108	1:06.578		29.530	198
15	1:37.961	1:07.817		30.144	193	33	1:36.321	1:06.372		29.949	197
16	1:36.992	1:07.546		29.446	198	34	1:35.213	1:06.043		29.170	196
17	1:36.539	1:06.818		29.721	194	35	1:36.191	1:06.606		29.585	196
18	1:37.631	1:07.511		30.120	197	36	1:36.284	1:06.697		29.587	196

126 Jos JANSEN (NLD) Porsche 997 Cup GT						theoretical besttime: 1:36.948					
Lap	Time	S1	V1	S2	V2	Lap	Time	S1	V1	S2	V2
1	1:44.699	1:13.511		31.188	184	19	1:37.551	1:07.465		30.086	196
2	3:07.561	2:11.061		56.500	87	20	1:38.073	1:07.725		30.348	194
3	2:38.631	1:49.417		49.214	103	21	1:38.433	1:08.418		30.015	194
4	2:32.897	1:50.545		42.352	192	22	1:37.990	1:07.443		30.547	196
5	1:41.966	1:11.085		30.881	193	23	1:37.905	1:07.530		30.375	195
6	1:41.293	1:09.963		31.330	195	24	1:37.870	1:07.371		30.499	196
7	1:38.101	1:07.427		30.674	197	25	1:38.104	1:07.787		30.317	197
8	1:37.313	1:06.932		30.380	196	26	1:41.730	1:08.943		32.787	176
9	1:38.314	1:07.491		30.823	198	27	1:39.670	1:09.036		30.634	196
10	1:37.848	1:07.369		30.479	198	28	1:39.116	1:08.436		30.680	197
11	1:37.910	1:07.649		30.261	197	29	1:38.760	1:08.317		30.443	195
12	1:37.763	1:07.474		30.289	198	30	1:39.636	1:08.813		30.823	194
13	1:37.494	1:07.238		30.256	198	31	1:39.581	1:08.942		30.639	195
14	1:37.987	1:07.751		30.236	199	32	1:38.834	1:08.111		30.723	196
15	1:44.343	1:07.973				33	1:39.154	1:08.733		30.421	198
16	2:58.413	2:28.288		30.125	197	34	1:39.980	1:09.321		30.659	196
17	1:37.246	1:07.015		30.231	192	35	1:39.343	1:08.420		30.923	197
18	1:38.434	1:08.105		30.329	197	36	1:40.981	1:10.153		30.828	195

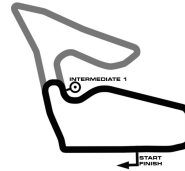
127 Cor EUSER (NLD) Praga R1 GT						theoretical besttime: 1:41.361					
Lap	Time	S1	V1	S2	V2	Lap	Time	S1	V1	S2	V2
1	2:10.119	1:28.678		41.441	85	17	1:54.606	1:14.964			
2	3:21.143	2:20.542		1:00.601	76	18	3:09.044	2:38.475		30.569	179
3	2:21.219	1:35.507		45.712	78	19	1:45.232	1:14.912		30.320	182
4	2:24.879	1:45.695		39.184	179	20	1:44.193	1:13.517		30.676	179
5	1:54.699	1:21.222		33.477	168	21	1:47.052	1:13.373		33.679	173
6	2:21.271	1:34.687				22	1:43.018	1:12.323		30.695	181
7	4:29.025	3:56.737		32.288	177	23	1:44.285	1:13.672		30.613	181
8	1:47.272	1:15.403		31.869	179	24	1:44.108	1:13.518		30.590	180
9	1:45.951	1:14.023		31.928	175	25	1:45.564	1:14.089		31.475	181
10	1:46.177	1:15.336		30.841	180	26	1:43.710	1:13.688		30.022	183
11	1:44.896	1:14.255		30.641	179	27	1:44.326	1:14.083		30.243	181
12	1:47.636	1:15.322		32.314	177	28	1:46.962	1:15.876		31.086	180
13	1:48.611	1:17.788		30.823	179	29	1:42.986	1:13.051		29.935	183
14	1:46.884	1:16.077		30.807	180	30	1:41.427	1:11.422		30.001	183
15	1:44.081	1:13.322		30.759	177	31	1:43.760	1:12.660		31.100	183
16	1:44.805	1:14.020		30.785	179						

FIA EUROPEAN TRUCK RACE TROPHY

Red Bull Ring, length 4318 m

12.-14. MAY 2017

Supercar Challenge powered by Hankook



-Reg.No.: CR 01/2017

Lap Analysis race 1, 13.05.2017

144 Fiona JAMES (GBR) Praga R1 GT theoretical besttime: 1:43.514

Lap	Time	S1	V1	S2	V2	Lap	Time	S1	V1	S2	V2
1	1:59.984	1:26.215		33.769	162	18	1:46.066	1:13.165		32.901	174
2	3:17.919	2:16.219		1:01.700	59	19	1:45.355	1:12.918		32.437	177
3	2:31.889	1:42.171		49.718	73	20	1:44.352	1:12.322		32.030	175
4	2:26.304	1:46.141		40.163	174	21	1:48.156	1:16.109		32.047	177
5	1:48.236	1:14.701		33.535	172	22	1:45.842	1:12.244		33.598	174
6	1:44.632	1:12.637		31.995	177	23	1:46.791	1:13.730		33.061	180
7	1:43.791	1:11.881		31.910	179	24	1:44.902	1:12.380		32.522	178
8	1:44.180	1:12.072		32.108	181	25	1:44.809	1:12.596		32.213	177
9	1:45.197	1:12.718		32.479	180	26	1:45.457	1:12.989		32.468	177
10	1:44.299	1:12.345		31.954	178	27	1:45.031	1:12.727		32.304	175
11	1:44.745	1:12.457		32.288	179	28	1:45.923	1:13.429		32.494	174
12	1:44.602	1:12.537		32.065	179	29	1:46.732	1:13.547		33.185	174
13	1:45.895	1:12.873		33.022	178	30	1:47.702	1:14.688		33.014	173
14	1:52.347	1:13.081				31	1:46.876	1:13.519		33.357	171
15	3:23.775	2:51.619		32.156	178	32	1:45.909	1:13.318		32.591	171
16	1:43.862	1:11.604		32.258	177	33	1:47.290	1:14.158		33.132	169
17	1:44.784	1:12.198		32.586	177						

150 Adam HAYES (GBR) Lamborghini Super Trofeo GT theoretical besttime: 1:39.342

Lap	Time	S1	V1	S2	V2	Lap	Time	S1	V1	S2	V2
1	1:53.793	1:22.243		31.550	189	18	1:44.216	1:12.314		31.902	179
2	3:13.460	2:13.613		59.847	67	19	1:44.848	1:12.964		31.884	180
3	2:33.634	1:43.098		50.536	88	20	1:44.699	1:12.747		31.952	179
4	2:28.979	1:48.544		40.435	189	21	1:44.135	1:12.488		31.647	179
5	1:40.791	1:09.410		31.381	192	22	1:44.389	1:12.010		32.379	180
6	1:40.900	1:09.750		31.150	191	23	1:43.558	1:11.819		31.739	178
7	1:39.838	1:09.015		30.823	193	24	1:44.940	1:11.649		33.291	175
8	1:39.417	1:08.622		30.795	193	25	1:44.370	1:11.992		32.378	177
9	1:39.807	1:08.705		31.102	191	26	1:44.155	1:12.167		31.988	179
10	1:39.476	1:08.541		30.929	192	27	1:46.257	1:13.777		32.480	180
11	1:42.494	1:10.719		31.775	182	28	1:43.102	1:11.226		31.876	178
12	1:41.565	1:10.099		31.466	188	29	1:43.595	1:11.554		32.041	178
13	1:41.540	1:09.455		32.085	184	30	1:44.755	1:13.108		31.647	180
14	1:42.038	1:09.426		32.612	183	31	1:43.809	1:11.690		32.119	179
15	1:49.441	1:10.011				32	1:43.474	1:11.618		31.856	178
16	3:39.874	3:07.428		32.446	175	33	1:43.084	1:11.267		31.817	180
17	1:45.641	1:13.774		31.867	179	34	1:43.087	1:11.167		31.920	177

157 Harald PAVLAS (AUT) Porsche 991 GT3 Cup GT theoretical besttime: 1:33.445

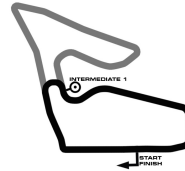
Lap	Time	S1	V1	S2	V2	Lap	Time	S1	V1	S2	V2
1	2:10.805	1:29.885		40.920	83	19	1:35.362	1:05.060		30.302	198
2	3:20.965	2:20.406		1:00.559	81	20	1:34.060	1:04.620		29.440	200
3	2:21.569	1:35.375		46.194	80	21	1:34.494	1:05.357		29.137	201
4	2:24.164	1:45.500		38.664	181	22	1:35.750	1:05.218		30.532	199
5	1:38.098	1:07.946		30.152	200	23	1:34.294	1:05.191		29.103	199
6	1:36.645	1:06.552		30.093	198	24	1:33.863	1:04.649		29.214	201
7	1:36.050	1:06.426		29.624	200	25	1:37.545	1:07.889		29.656	201
8	1:35.578	1:06.112		29.466	199	26	1:34.186	1:05.038		29.148	200
9	1:36.177	1:06.329		29.848	199	27	1:33.829	1:04.707		29.122	200
10	1:35.496	1:05.906		29.590	201	28	1:35.054	1:05.779		29.275	202
11	1:41.397	1:06.314				29	1:34.419	1:05.128		29.291	198
12	3:06.882	2:37.196		29.686	199	30	1:33.861	1:04.632		29.229	200
13	1:34.241	1:04.920		29.321	199	31	1:34.351	1:05.039		29.312	199
14	1:35.398	1:05.695		29.703	198	32	1:34.577	1:05.072		29.505	201
15	1:34.476	1:05.292		29.184	199	33	1:34.233	1:04.798		29.435	201
16	1:33.481	1:04.341		29.139	201	34	1:34.491	1:05.210		29.281	202
17	1:35.290	1:05.727		29.563	199	35	1:34.671	1:05.278		29.393	201
18	1:33.902	1:04.667		29.235	200	36	1:35.361	1:05.213		30.148	200

FIA EUROPEAN TRUCK RACE TROPHY

Red Bull Ring, length 4318 m

12.-14. MAY 2017

Supercar Challenge powered by Hankook



-Reg.No.: CR 01/2017

Lap Analysis race 1, 13.05.2017

158 Wolfgang TRILLER (DEU) Porsche 997 GT3 Cup GT theoretical besttime: 1:34.461

Lap	Time	S1	V1	S2	V2	Lap	Time	S1	V1	S2	V2
1	1:39.359	1:09.505		29.854	201	12	1:34.923	1:05.115		29.808	201
2	3:09.536	2:11.632		57.904	93	13	1:35.314	1:05.239		30.075	203
3	2:39.195	1:50.361		48.834	114	14	1:41.532	1:05.928			
4	2:32.538	1:51.211		41.327	199	15	3:06.401	2:36.784		29.617	204
5	1:35.259	1:05.592		29.667	201	16	1:35.299	1:05.430		29.869	203
6	1:35.350	1:05.355		29.995	201	17	1:35.580	1:05.856		29.724	204
7	1:35.183	1:05.365		29.818	203	18	1:34.514	1:04.901		29.613	203
8	1:34.938	1:05.063		29.875	200	19	1:34.745	1:05.185		29.560	204
9	1:35.476	1:05.559		29.917	200	20	1:34.937	1:05.266		29.671	203
10	1:35.222	1:05.490		29.732	203	21	1:40.204	1:07.352		32.852	160
11	1:34.883	1:05.103		29.780	203						

169 Aart BOSMANN (NLD) Porsche 991 CupPorsche 991 Cuo GT theoretical besttime: 1:36.057

Lap	Time	S1	V1	S2	V2	Lap	Time	S1	V1	S2	V2
1	1:48.663	1:16.121		32.542	190	19	1:36.559	1:06.796		29.763	197
2	3:13.068	2:12.957		1:00.111	60	20	1:40.817	1:10.308		30.509	192
3	2:34.985	1:44.274		50.711	83	21	1:37.670	1:07.640		30.030	196
4	2:30.305	1:48.707		41.598	191	22	1:36.801	1:07.013		29.788	197
5	1:40.791	1:10.021		30.770	195	23	1:37.528	1:07.024		30.504	194
6	1:39.642	1:09.090		30.552	196	24	1:36.961	1:06.825		30.136	198
7	1:38.634	1:08.009		30.625	185	25	1:36.440	1:06.606		29.834	197
8	1:37.412	1:07.303		30.109	195	26	1:38.178	1:07.263		30.915	196
9	1:37.561	1:07.509		30.052	198	27	1:38.551	1:07.947		30.604	197
10	1:38.621	1:08.785		29.836	196	28	1:37.118	1:06.953		30.165	197
11	1:37.498	1:07.560		29.938	197	29	1:36.681	1:06.663		30.018	197
12	1:42.480	1:07.207				30	1:37.661	1:07.658		30.003	197
13	2:55.083	2:24.791		30.292	196	31	1:36.057	1:06.321		29.734	198
14	1:38.087	1:07.579		30.508	197	32	1:37.214	1:06.840		30.374	198
15	1:38.170	1:07.461		30.709	197	33	1:37.518	1:07.067		30.451	197
16	1:36.915	1:06.911		30.004	197	34	1:36.751	1:06.938		29.813	197
17	1:37.972	1:07.639		30.333	191	35	1:39.509	1:08.426		31.083	196
18	1:39.050	1:08.387		30.663	194	36	1:37.352	1:06.986		30.366	196

201 Dennis DE BORST (NLD) Seat Sport Leon Cup Racer SupSport 1 theoretical besttime: 1:39.830

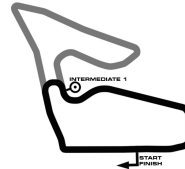
Lap	Time	S1	V1	S2	V2	Lap	Time	S1	V1	S2	V2
1	1:51.780	1:19.796		31.984	181	18	3:06.854	2:35.734		31.120	186
2	3:07.342	2:14.542				19	1:41.723	1:10.607		31.116	186
3	3:19.426	2:47.490		31.936	182	20	1:40.624	1:09.723		30.901	186
4	2:01.952	1:23.047		38.905	163	21	1:41.129	1:09.913		31.216	186
5	1:43.708	1:11.766		31.942	181	22	1:40.722	1:09.841		30.881	186
6	1:43.892	1:11.534		32.358	183	23	1:40.853	1:10.009		30.844	185
7	1:41.961	1:11.068		30.893	188	24	1:40.532	1:09.825		30.707	186
8	1:44.816	1:12.732		32.084	184	25	1:40.755	1:09.965		30.790	187
9	1:42.248	1:10.617		31.631	185	26	1:40.754	1:10.054		30.700	187
10	1:41.590	1:10.243		31.347	185	27	1:41.544	1:10.484		31.060	188
11	1:40.585	1:10.038		30.547	185	28	1:41.184	1:10.403		30.781	187
12	1:40.510	1:09.664		30.846	186	29	1:40.340	1:09.281		31.057	186
13	1:42.137	1:10.063		32.074	180	30	1:40.091	1:09.296		30.795	187
14	1:41.271	1:10.629		30.642	186	31	1:40.768	1:09.863		30.905	187
15	1:41.005	1:10.038		30.967	185	32	1:40.167	1:09.552		30.615	188
16	1:41.162	1:09.980		31.182	185	33	1:41.651	1:10.807		30.844	187
17	1:46.888	1:10.163				34	1:43.090	1:10.680		32.410	181

FIA EUROPEAN TRUCK RACE TROPHY

Red Bull Ring, length 4318 m

12.-14. MAY 2017

Supercar Challenge powered by Hankook



-Reg.No.: CR 01/2017

Lap Analysis race 1, 13.05.2017

202 Dennis HOUWELING (NLD) Seat Sport Leon Cup Racer SupSport theoretical besttime: 1:39.553

Lap	Time	S1	V1	S2	V2	Lap	Time	S1	V1	S2	V2
1	1:49.405	1:17.776		31.629	164	19	1:45.337	1:09.620			
2	3:14.365	2:14.612		59.753	59	20	3:11.359	2:40.512		30.847	185
3	2:34.331	1:43.522		50.809	89	21	1:40.346	1:09.545		30.801	188
4	2:29.778	1:48.935		40.843	183	22	1:42.789	1:11.690		31.099	185
5	1:40.692	1:10.056		30.636	187	23	1:41.213	1:09.833		31.380	184
6	1:39.782	1:09.222		30.560	188	24	1:41.838	1:10.844		30.994	186
7	1:39.553	1:08.995		30.554	188	25	1:40.625	1:09.574		31.051	186
8	1:40.803	1:09.877		30.926	186	26	1:40.375	1:09.394		30.981	186
9	1:40.005	1:09.193		30.812	186	27	1:40.700	1:09.621		31.079	187
10	1:39.881	1:09.204		30.677	187	28	1:40.292	1:09.188		31.104	187
11	1:40.223	1:09.330		30.893	188	29	1:40.635	1:09.583		31.052	186
12	1:40.594	1:09.509		31.085	187	30	1:40.619	1:09.772		30.847	186
13	1:40.494	1:09.746		30.748	187	31	1:40.584	1:09.643		30.941	188
14	1:40.003	1:09.174		30.829	186	32	1:41.005	1:10.042		30.963	187
15	1:41.110	1:10.231		30.879	186	33	1:42.432	1:11.350		31.082	185
16	1:40.438	1:09.549		30.889	186	34	1:41.900	1:10.930		30.970	187
17	1:41.077	1:10.069		31.008	185	35	1:40.978	1:10.022		30.956	188
18	1:40.417	1:09.563		30.854	186						

203 Priscilla SPEELMAN (NLD) Seat Sport Leon Cup Racer SupSport theoretical besttime: 1:39.220

Lap	Time	S1	V1	S2	V2	Lap	Time	S1	V1	S2	V2
1	1:49.162	1:17.304		31.858	181	18	3:15.798	2:43.615		32.183	184
2	3:13.524	2:14.171		59.353	60	19	1:43.302	1:11.991		31.311	184
3	2:34.794	1:44.126		50.668	85	20	1:43.152	1:11.219		31.933	182
4	2:29.944	1:48.755		41.189	185	21	1:46.004	1:10.876		35.128	172
5	1:42.321	1:11.326		30.995	185	22	1:44.893	1:13.243		31.650	183
6	1:40.029	1:09.476		30.553	186	23	1:43.407	1:11.798		31.609	181
7	1:40.456	1:09.863		30.593	187	24	1:43.230	1:11.903		31.327	184
8	1:41.097	1:10.191		30.906	187	25	1:42.550	1:11.211		31.339	183
9	1:39.831	1:09.198		30.633	186	26	1:43.869	1:12.334		31.535	184
10	1:40.407	1:09.880		30.527	187	27	1:43.202	1:11.895		31.307	187
11	1:40.710	1:09.498		31.212	186	28	1:44.331	1:12.865		31.466	187
12	1:39.499	1:09.114		30.385	188	29	1:42.707	1:11.474		31.233	187
13	1:40.056	1:09.785		30.271	188	30	1:42.456	1:11.147		31.309	183
14	1:39.444	1:08.945		30.495	189	31	1:42.323	1:11.252		31.071	187
15	1:40.208	1:09.761		30.447	188	32	1:42.645	1:11.221		31.424	187
16	1:40.215	1:09.554		30.661	188	33	1:42.523	1:10.704		31.819	185
17	1:46.347	1:10.292				34	1:47.759	1:10.960		36.799	186

204 Eric VAN DEN MUNCKHOF (NLD) BMW Z4 Coupe GTR SupSport 1 theoretical besttime: 1:39.665

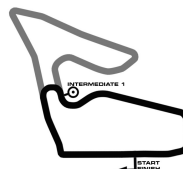
Lap	Time	S1	V1	S2	V2	Lap	Time	S1	V1	S2	V2
1	1:49.732	1:18.471		31.261	177	19	1:40.181	1:09.563		30.618	186
2	3:14.816	2:14.911		59.905	61	20	1:39.985	1:09.220		30.765	187
3	2:34.476	1:43.668		50.808	86	21	1:39.857	1:09.125		30.737	187
4	2:29.292	1:48.760		40.532	185	22	1:40.401	1:09.524		30.877	184
5	1:41.066	1:10.071		30.995	186	23	1:40.955	1:09.468		31.487	188
6	1:41.171	1:10.506		30.665	187	24	1:43.302	1:10.949		32.353	185
7	1:40.289	1:09.612		30.677	186	25	1:40.667	1:09.607		31.060	187
8	1:41.107	1:10.285		30.822	187	26	1:39.998	1:09.325		30.673	187
9	1:40.220	1:09.618		30.602	186	27	1:39.795	1:09.216		30.579	187
10	1:40.152	1:09.588		30.564	186	28	1:39.893	1:09.348		30.545	189
11	1:40.260	1:09.176		31.084	186	29	1:40.625	1:09.779		30.846	189
12	1:41.968	1:10.537		31.431	183	30	1:40.751	1:09.767		30.984	189
13	1:41.138	1:09.871		31.267	181	31	1:40.228	1:09.524		30.704	190
14	1:42.139	1:10.022		32.117	182	32	1:41.000	1:10.305		30.695	189
15	1:42.714	1:11.304		31.410	187	33	1:41.478	1:10.689		30.789	187
16	1:41.431	1:10.409		31.022	187	34	1:41.603	1:10.183		31.420	186
17	1:48.625	1:09.813				35	1:41.440	1:10.301		31.139	186
18	3:02.628	2:31.389		31.239	186						

FIA EUROPEAN TRUCK RACE TROPHY

Red Bull Ring, length 4318 m

12.-14. MAY 2017

Supercar Challenge powered by Hankook



-Reg.No.: CR 01/2017

Lap Analysis race 1, 13.05.2017

208 Ted VAN VLIET (NLD) BMW E92 V8 SupSport 1 theoretical besttime: 1:45.262

Lap	Time	S1	V1	S2	V2	Lap	Time	S1	V1	S2	V2
1	1:58.028	1:25.555		32.473	171	9	1:47.645	1:14.319		33.326	175
2	3:15.241	2:15.040		1:00.201	71	10	1:48.131	1:14.695		33.436	173
3	2:32.166	1:42.321		49.845	101	11	1:45.793	1:13.518		32.275	176
4	2:27.665	1:47.547		40.118	173	12	1:45.478	1:13.459		32.019	176
5	1:51.988	1:16.171		35.817	164	13	1:45.447	1:13.243		32.204	175
6	1:59.219	1:16.908				14	1:54.845	1:14.112			
7	5:50.984	5:16.229		34.755	167	15	3:20.000	2:33.061			
8	1:47.794	1:14.765		33.029	174						

210 Kosta KANAROGLOU (GRE) Ginetta G50 SupSport 1 theoretical besttime: 1:40.421

Lap	Time	S1	V1	S2	V2	Lap	Time	S1	V1	S2	V2
1	1:55.133	1:22.969		32.164	172	18	1:41.925	1:10.973		30.952	182
2	3:13.446	2:14.053		59.393	72	19	1:41.709	1:10.929		30.780	181
3	2:33.683	1:42.822		50.861	88	20	1:49.136	1:11.278			
4	2:28.116	1:47.893		40.223	177	21	3:00.847	2:29.740		31.107	183
5	1:44.643	1:12.781		31.862	180	22	1:41.872	1:10.897		30.975	183
6	1:43.501	1:12.136		31.365	180	23	1:41.518	1:10.427		31.091	182
7	1:42.377	1:11.490		30.887	182	24	1:41.394	1:10.683		30.711	183
8	1:42.691	1:11.473		31.218	179	25	1:42.431	1:11.586		30.845	183
9	1:43.025	1:11.872		31.153	179	26	1:41.248	1:10.496		30.752	183
10	1:41.974	1:11.158		30.816	182	27	1:40.678	1:09.863		30.809	183
11	1:42.107	1:10.997		31.110	180	28	1:43.828	1:12.303		31.525	182
12	1:42.334	1:11.410		30.924	181	29	1:42.642	1:11.493		31.149	183
13	1:41.936	1:10.968		30.968	182	30	1:42.677	1:11.073		31.604	177
14	1:42.598	1:11.288		31.310	179	31	1:42.301	1:11.749		30.552	183
15	1:42.177	1:11.315		30.862	182	32	1:42.402	1:10.933		31.469	183
16	1:42.717	1:11.224		31.493	180	33	1:42.931	1:10.570		32.361	177
17	1:43.113	1:11.887		31.226	182	34	1:42.344	1:10.788		31.556	183

222 Ronald VAN LOON (NLD) BMW M E46 3.2 SupSport 1 theoretical besttime: 1:40.080

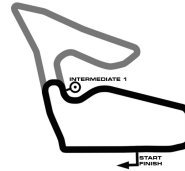
Lap	Time	S1	V1	S2	V2	Lap	Time	S1	V1	S2	V2
1	1:58.416	1:25.052		33.364	123	18	1:42.162	1:10.911		31.251	185
2	3:16.672	2:15.528		1:01.144	71	19	1:41.530	1:10.134		31.396	185
3	2:31.744	1:43.802		47.942	89	20	1:41.357	1:10.291		31.066	184
4	2:26.591	1:47.045		39.546	179	21	1:41.263	1:10.120		31.143	184
5	1:45.020	1:12.770		32.250	180	22	1:41.642	1:10.235		31.407	184
6	1:44.907	1:13.000		31.907	178	23	1:41.096	1:10.181		30.915	184
7	1:44.520	1:12.408		32.112	179	24	1:41.270	1:10.286		30.984	184
8	1:43.637	1:11.975		31.662	180	25	1:41.459	1:10.403		31.056	184
9	1:43.901	1:11.991		31.910	179	26	1:40.823	1:09.801		31.022	184
10	1:55.448	1:21.876		33.572	179	27	1:41.918	1:09.687		32.231	184
11	1:43.272	1:11.558		31.714	179	28	1:40.813	1:09.801		31.012	185
12	1:43.293	1:11.697		31.596	180	29	1:41.067	1:09.737		31.330	183
13	1:44.546	1:11.819		32.727	181	30	1:40.616	1:09.764		30.852	185
14	1:46.538	1:14.261		32.277	181	31	1:40.242	1:09.253		30.989	185
15	1:43.856	1:11.462		32.394	178	32	1:40.453	1:09.626		30.827	185
16	1:51.298	1:12.563				33	1:40.422	1:09.380		31.042	185
17	3:02.904	2:31.416		31.488	182	34	1:41.329	1:09.577		31.752	186

FIA EUROPEAN TRUCK RACE TROPHY

Red Bull Ring, length 4318 m

12.-14. MAY 2017

Supercar Challenge powered by Hankook



-Reg.No.: CR 01/2017

Lap Analysis race 1, 13.05.2017

245 Robert VAN DEN BERG (NLD) BMW SupSport 1 theoretical besttime: 1:40.257

Lap	Time	S1	V1	S2	V2	Lap	Time	S1	V1	S2	V2
1	1:51.343	1:19.608		31.735	185	18	1:40.947	1:09.793		31.154	184
2	3:14.312	2:14.484		59.828	64	19	1:40.557	1:09.504		31.053	186
3	2:34.403	1:43.763		50.640	84	20	1:43.975	1:09.533			
4	2:29.114	1:48.678		40.436	184	21	3:01.311	2:29.052		32.259	180
5	1:42.269	1:11.288		30.981	187	22	1:44.431	1:12.197		32.234	180
6	1:41.475	1:09.889		31.586	187	23	1:43.793	1:11.355		32.438	182
7	1:40.658	1:09.698		30.960	187	24	1:45.050	1:12.625		32.425	182
8	1:40.651	1:09.585		31.066	186	25	1:43.502	1:11.675		31.827	182
9	1:40.522	1:09.680		30.842	187	26	1:43.177	1:11.217		31.960	181
10	1:40.336	1:09.471		30.863	186	27	1:43.063	1:11.284		31.779	183
11	1:40.651	1:09.733		30.918	186	28	1:42.982	1:10.923		32.059	181
12	1:40.304	1:09.520		30.784	188	29	1:43.535	1:11.757		31.778	183
13	1:41.034	1:09.728		31.306	186	30	1:42.287	1:10.815		31.472	182
14	1:40.818	1:09.623		31.195	186	31	1:43.071	1:11.351		31.720	181
15	1:42.221	1:10.961		31.260	187	32	1:43.357	1:11.541		31.816	182
16	1:41.457	1:10.545		30.912	186	33	1:42.753	1:11.135		31.618	182
17	1:40.937	1:09.976		30.961	185	34	1:51.545	1:11.779		39.766	183

259 Marcel VAN DE MAAT (NLD) BMW E46 GTR SupSport 1 theoretical besttime: 1:39.680

Lap	Time	S1	V1	S2	V2	Lap	Time	S1	V1	S2	V2
1	2:00.913	1:26.897		34.016	154	19	1:46.192	1:09.364			
2	3:17.785	2:16.044		1:01.741	57	20	3:05.693	2:34.676		31.017	185
3	2:31.770	1:42.018		49.752	71	21	1:41.607	1:10.518		31.089	184
4	2:26.599	1:45.942		40.657	177	22	1:41.014	1:09.705		31.309	183
5	1:45.876	1:13.110		32.766	179	23	1:41.192	1:10.249		30.943	184
6	1:44.889	1:12.614		32.275	183	24	1:40.911	1:09.923		30.988	186
7	1:42.902	1:11.698		31.204	185	25	1:40.520	1:09.441		31.079	184
8	1:44.467	1:12.409		32.058	182	26	1:42.772	1:10.690		32.082	185
9	1:43.024	1:12.391		30.633	185	27	1:41.353	1:10.404		30.949	185
10	1:40.896	1:09.843		31.053	184	28	1:40.151	1:09.218		30.933	185
11	1:40.858	1:10.269		30.589	185	29	1:39.932	1:09.230		30.702	185
12	1:40.263	1:09.277		30.986	184	30	1:39.760	1:09.111		30.648	185
13	1:41.494	1:09.835		31.659	179	31	1:40.432	1:09.674		30.758	185
14	1:40.859	1:10.291		30.568	185	32	1:40.983	1:09.345		31.638	184
15	1:40.970	1:10.078		30.892	185	33	1:42.738	1:11.254		31.484	185
16	1:40.173	1:09.554		30.619	184	34	1:44.329	1:11.767		32.562	180
17	1:40.863	1:10.221		30.642	185	35	1:39.988	1:09.286		30.702	184
18	1:40.504	1:09.483		31.021	184						

263 Dan STRINGFELLOW (NLD) BMW M E46 3.2 SupSport 1 theoretical besttime: 1:40.704

Lap	Time	S1	V1	S2	V2	Lap	Time	S1	V1	S2	V2
1	1:55.337	1:23.902		31.435	167	5	1:41.852	1:11.024		30.828	189
2	3:14.448	2:15.131		59.317	74	6	1:41.363	1:10.173		31.190	187
3	2:33.345	1:42.439		50.906	94	7	1:40.704	1:09.881		30.817	186
4	2:27.424	1:47.721		39.703	185	8	1:50.501	1:09.949			

305 Michael SMITH (GBR) Seat Leon Supercoppa MK11 SupSport 2 theoretical besttime: 1:44.837

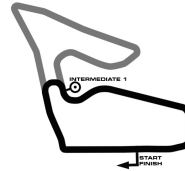
Lap	Time	S1	V1	S2	V2	Lap	Time	S1	V1	S2	V2
1	1:57.003	1:24.532		32.471	176	6	1:45.846	1:13.860		31.986	179
2	3:14.570	2:15.345		59.225	73	7	1:45.484	1:13.451		32.033	176
3	2:32.429	1:42.854		49.575	101	8	1:44.837	1:12.924		31.913	178
4	2:27.519	1:48.018		39.501	181	9	1:47.298	1:14.376		32.922	167
5	1:46.456	1:13.825		32.631	179	10	2:13.286	1:27.570			

FIA EUROPEAN TRUCK RACE TROPHY

Red Bull Ring, length 4318 m

12.-14. MAY 2017

Supercar Challenge powered by Hankook



-Reg.No.: CR 01/2017

Lap Analysis race 1, 13.05.2017

324 Ollie TAYLOR (GBR) BMW E90 SupSport 2 theoretical besttime: 1:42.206

Lap	Time	S1	V1	S2	V2	Lap	Time	S1	V1	S2	V2
1	1:59.141	1:25.901		33.240	145	18	1:48.584	1:10.783			
2	3:17.042	2:16.040		1:01.002	66	19	4:16.248	3:43.862		32.386	181
3	2:31.819	1:43.239		48.580	85	20	1:43.625	1:12.112		31.513	182
4	2:25.949	1:46.655		39.294	182	21	1:43.163	1:11.494		31.669	180
5	1:45.864	1:13.996		31.868	182	22	1:42.716	1:11.072		31.644	180
6	1:44.301	1:12.449		31.852	182	23	1:43.272	1:11.776		31.496	182
7	1:45.724	1:13.766		31.958	181	24	1:43.864	1:12.139		31.725	181
8	1:44.772	1:12.735		32.037	181	25	1:43.027	1:11.102		31.925	181
9	1:45.710	1:13.556		32.154	180	26	1:43.739	1:12.046		31.693	181
10	1:51.064	1:18.790		32.274	181	27	1:42.713	1:11.163		31.550	182
11	1:43.907	1:12.028		31.879	181	28	1:42.929	1:11.410		31.519	183
12	1:43.157	1:11.341		31.816	182	29	1:42.902	1:11.381		31.521	183
13	1:43.889	1:11.362		32.527	182	30	1:42.826	1:10.991		31.835	183
14	1:45.834	1:13.161		32.673	181	31	1:42.698	1:11.128		31.570	183
15	1:42.890	1:11.197		31.693	182	32	1:42.277	1:10.711		31.567	183
16	1:44.285	1:12.637		31.648	181	33	1:43.168	1:11.312		31.856	183
17	1:42.780	1:11.269		31.511	183						

402 Chris VOET (BEL) Peugeot RCZ Cup Sport theoretical besttime: 1:48.787

Lap	Time	S1	V1	S2	V2	Lap	Time	S1	V1	S2	V2
1	2:12.794	1:29.485		43.309	78	17	3:37.906	3:03.339		34.567	167
2	3:19.791	2:19.038		1:00.753	83	18	1:53.689	1:18.750		34.939	166
3	2:21.554	1:35.390		46.164	80	19	1:50.948	1:17.069		33.879	167
4	2:24.838	1:45.396		39.442	165	20	1:51.109	1:16.549		34.560	165
5	1:51.241	1:18.030		33.211	167	21	1:52.077	1:18.165		33.912	167
6	1:49.838	1:16.623		33.215	167	22	1:53.230	1:17.354		35.876	164
7	1:49.408	1:16.177		33.231	167	23	1:51.695	1:17.244		34.451	167
8	1:49.328	1:16.207		33.121	167	24	1:49.953	1:16.066		33.887	167
9	1:49.359	1:16.154		33.205	165	25	1:51.205	1:17.581		33.624	166
10	1:49.440	1:16.241		33.199	166	26	1:49.543	1:15.862		33.681	168
11	1:49.532	1:15.851		33.681	164	27	1:49.025	1:15.701		33.319	169
12	1:50.398	1:17.102		33.296	166	28	1:49.297	1:15.786		33.511	166
13	1:48.932	1:15.851		33.081	166	29	1:50.832	1:17.663		33.169	169
14	1:49.625	1:16.330		33.295	165	30	1:49.038	1:15.810		33.228	168
15	1:49.660	1:16.471		33.189	166	31	1:50.838	1:17.539		33.299	169
16	1:54.929	1:16.097				32	1:49.675	1:16.067		33.608	169

405 Harold WISSELINK (NLD) BMW Zilhouette 2.0 Sport theoretical besttime: 1:50.791

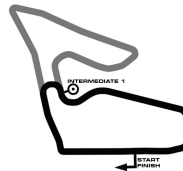
Lap	Time	S1	V1	S2	V2	Lap	Time	S1	V1	S2	V2
1	2:19.052	1:30.714		48.338	79	16	1:51.769	1:18.335		33.434	160
2	3:19.800	2:18.462		1:01.338	71	17	1:59.178	1:18.149			
3	2:19.038	1:39.096		39.942	97	18	3:41.980	3:07.162		34.818	160
4	2:22.464	1:43.013		39.451	160	19	1:57.826	1:19.902		37.924	147
5	1:54.148	1:19.464		34.684	160	20	2:02.184	1:27.781		34.403	160
6	1:54.347	1:19.579		34.768	156	21	1:56.151	1:20.036		36.115	126
7	1:54.658	1:19.609		35.049	155	22	2:15.493	1:32.526			
8	1:54.015	1:19.617		34.398	160	23	2:33.092	1:58.905		34.187	161
9	1:52.621	1:18.984		33.637	161	24	1:52.725	1:18.694		34.031	163
10	1:53.631	1:19.003		34.628	161	25	1:54.497	1:19.912		34.585	161
11	1:51.967	1:18.284		33.683	161	26	1:54.911	1:20.886		34.025	161
12	1:50.999	1:17.537		33.462	162	27	1:56.971	1:21.334		35.637	146
13	1:51.912	1:17.743		34.169	157	28	2:08.892	1:28.071		40.821	134
14	1:52.229	1:18.771		33.458	160	29	2:08.313	1:29.893		38.420	134
15	1:51.168	1:17.914		33.254	162	30	2:01.560	1:24.985		36.575	126

FIA EUROPEAN TRUCK RACE TROPHY

Red Bull Ring, length 4318 m

12.-14. MAY 2017

Supercar Challenge powered by Hankook



Lap Analysis race 1, 13.05.2017

-Reg.No.: CR 01/2017

416 John VAN DER VOORT (NLD) Alfa 147 Sport						theoretical besttime: 1:48.252					
Lap	Time	S1	V1	S2	V2	Lap	Time	S1	V1	S2	V2
1	2:18.040	1:29.790		48.250	79	17	1:48.252	1:15.263		32.989	166
2	3:18.534	2:18.305		1:00.229	81	18	1:53.586	1:15.788			
3	2:19.227	1:39.967		39.260	94	19	3:40.276	3:04.908		35.368	164
4	2:23.486	1:44.239		39.247	167	20	1:56.255	1:20.757		35.498	162
5	1:51.414	1:18.017		33.397	167	21	1:57.726	1:22.337		35.389	161
6	1:49.758	1:16.531		33.227	167	22	1:56.169	1:21.367		34.802	164
7	1:49.482	1:16.136		33.346	166	23	1:54.804	1:19.924		34.880	164
8	1:49.134	1:16.003		33.131	167	24	1:55.291	1:20.275		35.016	162
9	1:49.528	1:16.412		33.116	167	25	1:54.233	1:19.498		34.735	163
10	1:49.129	1:16.106		33.023	168	26	1:54.592	1:19.892		34.700	163
11	1:50.263	1:16.024		34.239	163	27	1:54.678	1:19.884		34.794	164
12	1:49.791	1:16.506		33.285	167	28	1:54.257	1:19.606		34.651	165
13	1:49.017	1:15.893		33.124	166	29	1:55.031	1:19.521		35.510	163
14	1:49.995	1:16.933		33.062	167	30	1:56.744	1:19.699		37.045	157
15	1:49.094	1:16.042		33.052	168	31	1:57.717	1:22.148		35.569	164
16	1:49.634	1:16.152		33.482	165						