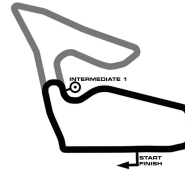


FIA EUROPEAN TRUCK RACE TROPHY

Red Bull Ring, length 4318 m

12.-14. MAY 2017

Supercar Challenge powered by Hankook



-Reg.No.: CR 01/2017

Lap Analysis free practice 1, 12.05.2017

104 Marcel VAN BERLO (NLD) Porsche 991 GT3 Cup GT theoretical besttime: 1:11.703

Lap	Time	S1	V1	S2	V2	Lap	Time	S1	V1	S2	V2
1	3:00.781			36.539	187	10	1:40.733	1:08.855		31.878	194
2	1:47.125	1:12.806		34.319	189	11	1:39.752	1:08.371		31.381	194
3	1:59.656	1:14.599				12	1:40.660	1:08.846		31.814	193
4	8:19.721	7:46.113		33.608	190	13	1:50.507	1:08.903			
5	1:58.233	1:14.106			120	14	4:25.905	3:54.537		31.368	194
6	1:30.632	40.388				15	1:40.539	1:08.979		31.560	196
7	2:41.165	2:08.769		32.396	192	16	1:40.133	1:08.694		31.439	196
8	1:40.205	1:08.890		31.315	193	17	1:40.167	1:08.848		31.319	195
9	1:43.684	1:10.309		33.375	194						

107 Roger GROUWELS (NLD) Porsche 991 Cup Porsche 991 Cup GT theoretical besttime: 1:35.861

Lap	Time	S1	V1	S2	V2	Lap	Time	S1	V1	S2	V2
1	3:09.600			33.259	183	10	1:38.398	1:07.825		30.573	196
2	1:49.373	1:16.827		32.546	194	11	1:36.704	1:06.574		30.130	198
3	1:59.756	1:13.812				12	1:40.162	1:08.825		31.337	195
4	8:09.458	7:37.540		31.918	192	13	1:48.652	1:08.509			
5	2:13.718	1:17.573				14	3:04.061	2:33.733		30.328	198
6	3:41.542	3:09.488		32.054	198	15	1:38.991	1:07.708		31.283	188
7	1:40.399	1:08.361		32.038	195	16	1:38.736	1:07.477		31.259	194
8	1:37.074	1:06.748		30.326	198	17	1:35.861	1:05.767		30.094	198
9	1:38.570	1:06.989		31.581	195						

108 Bob HERBER (NLD) Porsche 991 Cup Porsche 991 Cup GT theoretical besttime: 1:36.010

Lap	Time	S1	V1	S2	V2	Lap	Time	S1	V1	S2	V2
1	2:45.922			35.476	189	8	1:37.437	1:06.649		30.788	195
2	1:47.325	1:12.557		34.768	194	9	1:36.892	1:06.623		30.269	196
3	1:41.083	1:09.068		32.015	193	10	1:36.518	1:06.209		30.309	196
4	2:09.301	1:18.277				11	1:44.303	1:06.283			
5	7:52.944	7:08.794				12	5:57.956	5:07.063			
6	4:46.436	4:14.337		32.099	196	13	4:21.456	3:49.839		31.617	195
7	1:38.770	1:07.830		30.940	195	14	1:36.079	1:05.741		30.338	197

109 Dirk SCHULZ (NLD) Porsche 997 GT3 GT theoretical besttime: 1:46.552

Lap	Time	S1	V1	S2	V2	Lap	Time	S1	V1	S2	V2
1	3:30.406			40.335	169	10	1:52.736	1:18.372		34.364	182
2	2:07.142	1:28.882		38.260	181	11	1:48.004	1:14.384		33.620	183
3	2:27.527	1:26.964				12	1:48.622	1:14.918		33.704	182
4	7:39.172	7:02.961		36.211	186	13	1:47.754	1:14.574		33.180	181
5	2:45.537	1:32.330				14	1:46.552	1:13.406		33.143	183
6	3:05.694	2:30.497		35.197	184	15	1:47.818	1:13.778		34.040	183
7	1:53.490	1:16.897		36.593	185	16	1:47.132	1:13.705		33.427	186
8	1:50.240	1:16.374		33.866	185	17	1:47.148	1:13.957		33.191	181
9	1:49.459	1:15.379		34.080	186						

111 Ward SLUYS (BEL) BMW M4 Silhouette GT theoretical besttime: 1:34.508

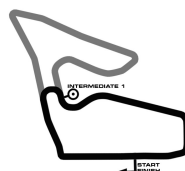
Lap	Time	S1	V1	S2	V2	Lap	Time	S1	V1	S2	V2
1	2:55.430			34.338	184	10	1:37.069	1:06.624		30.445	194
2	1:42.989	1:09.592		33.397	189	11	1:36.379	1:06.433		29.946	196
3	1:39.106	1:07.765		31.341	171	12	1:46.268	1:06.948			
4	2:13.516	1:17.713				13	5:26.885	4:57.573		29.312	195
5	6:47.365	6:15.278		32.087	186	14	1:35.131	1:05.997		29.134	198
6	2:22.167	1:16.763				15	1:35.479	1:05.842		29.637	192
7	3:23.769	2:52.978		30.791	193	16	1:35.019	1:05.374		29.645	196
8	1:40.549	1:08.135		32.414	188	17	1:45.661	1:05.505			
9	1:37.902	1:07.589		30.313	194						

FIA EUROPEAN TRUCK RACE TROPHY

Red Bull Ring, length 4318 m

12.-14. MAY 2017

Supercar Challenge powered by Hankook



-Reg.No.: CR 01/2017

Lap Analysis free practice 1, 12.05.2017

113 Edward GROUWELS (NLD) Porsche 991 Cup Porsche 991 Cuo GT theoretical besttime: 1:37.346

Lap	Time	S1	V1	S2	V2	Lap	Time	S1	V1	S2	V2
1	3:08.384			36.083	190	10	1:38.499	1:07.629		30.870	195
2	1:45.583	1:13.015		32.568	193	11	1:45.623	1:07.580			
3	2:02.763	1:10.848				12	3:06.807	2:34.531		32.276	192
4	8:10.893	7:37.800		33.093	194	13	1:38.178	1:07.725		30.453	194
5	2:03.336	1:16.601				14	1:38.166	1:06.964		31.202	188
6	3:51.093	3:19.276		31.817	193	15	1:38.214	1:07.361		30.853	196
7	1:43.102	1:09.297		33.805	190	16	1:39.237	1:08.291		30.946	194
8	1:41.756	1:10.528		31.228	196	17	1:38.408	1:08.026		30.382	196
9	1:40.135	1:09.300		30.835	197						

121 Daan MEIJER (NLD) BMW M4 Silhouette GT theoretical besttime: 1:38.099

Lap	Time	S1	V1	S2	V2	Lap	Time	S1	V1	S2	V2
1	2:44.582			34.937	187	7	3:12.090	2:41.032		31.058	192
2	1:48.277	1:12.917		35.360	188	8	1:38.468	1:07.792		30.676	192
3	1:44.124	1:11.406		32.718	186	9	1:38.099	1:07.613		30.486	191
4	2:11.335	1:16.867				10	2:05.615	1:22.870			
5	6:57.370	6:25.645		31.725	191	11	8:33.635	7:55.657		37.978	186
6	2:29.427	1:14.450				12	1:57.566	1:12.520			

123 Koen BOGAERTS (NLD) BMW M4 Silhouette GT theoretical besttime: 1:37.195

Lap	Time	S1	V1	S2	V2	Lap	Time	S1	V1	S2	V2
1	2:55.881			33.295	187	10	1:42.642	1:11.007		31.635	191
2	1:43.637	1:10.402		33.235	187	11	1:41.967	1:11.124		30.843	192
3	1:40.019	1:08.693		31.326	158	12	1:38.642	1:08.205		30.437	194
4	2:20.730	1:21.804				13	1:39.106	1:08.626		30.480	194
5	6:38.060	6:06.745		31.315	192	14	1:38.142	1:08.011		30.131	194
6	2:18.842	1:16.232				15	1:38.851	1:08.549		30.302	194
7	4:20.380	3:44.463		35.917	191	16	1:37.541	1:07.653		29.888	193
8	1:46.214	1:13.153		33.061	191	17	1:37.195	1:07.403		29.792	196
9	1:43.353	1:11.598		31.755	191	18	2:01.733	1:14.004			

126 Jos JANSEN (NLD) Porsche 997 Cup GT theoretical besttime: 1:43.454

Lap	Time	S1	V1	S2	V2	Lap	Time	S1	V1	S2	V2
1	2:57.120			33.284	193	3	2:47.167	1:49.197			
2	1:44.093	1:10.170		33.923	193	4	10:29.363	9:13.525			

127 Cor EUSER (NLD) Marcos Mantis GT theoretical besttime: 1:37.639

Lap	Time	S1	V1	S2	V2	Lap	Time	S1	V1	S2	V2
1	3:06.812			35.872	180	8	1:38.463	1:08.532		29.931	199
2	1:45.164	1:12.099		33.065	193	9	1:40.901	1:08.272		32.629	197
3	2:03.026	1:11.193				10	1:37.639	1:07.741		29.891	197
4	8:49.395	8:15.067		34.328	192	11	1:39.106	1:08.407		30.699	197
5	2:42.124	1:31.467				12	1:39.530	1:08.505		31.025	198
6	3:04.592	2:32.519		32.073	197	13	1:47.101	1:08.068			
7	1:39.186	1:09.039		30.147	198						

144 Fiona JAMES (GBR) Praga R1 GT theoretical besttime: 1:46.220

Lap	Time	S1	V1	S2	V2	Lap	Time	S1	V1	S2	V2
1	3:40.621					8	1:46.866	1:14.513		32.353	174
2	11:44.108	11:05		38.165	163	9	1:57.023	1:14.983			
3	2:35.733	1:21.361				10	3:56.631	3:22.207		34.424	174
4	3:46.502	3:10.781		35.721	170	11	1:48.240	1:15.055		33.185	175
5	1:53.460	1:18.516		34.944	173	12	1:48.864	1:15.640		33.224	175
6	1:53.755	1:18.468		35.287	174	13	1:46.534	1:13.867		32.667	175
7	1:49.416	1:16.085		33.331	174						

150 Adam HAYES (GBR) Lamborghini Super Trofeo GT theoretical besttime: 1:41.540

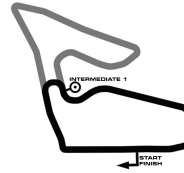
Lap	Time	S1	V1	S2	V2	Lap	Time	S1	V1	S2	V2
1	3:25.066					7	3:49.243	3:16.324		32.919	187
2	1:45.921					8	1:44.332	1:10.779		33.553	187
3	10:00.362					9	1:42.177	1:09.732		32.445	188
4	8:09.822	7:31.036		38.786	177	10	1:50.242	1:18.305		31.937	189

FIA EUROPEAN TRUCK RACE TROPHY

Red Bull Ring, length 4318 m

12.-14. MAY 2017

Supercar Challenge powered by Hankook



-Reg.No.: CR 01/2017

Lap Analysis free practice 1, 12.05.2017

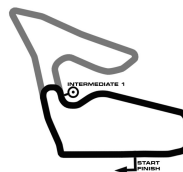
Lap	Time	S1	V1	S2	V2	Lap	Time	S1	V1	S2	V2
5	1:48.709	1:14.547		34.162	182	11	1:42.095	1:09.603		32.492	187
6	2:23.698	1:33.299				12	1:55.843	1:09.989			

FIA EUROPEAN TRUCK RACE TROPHY

Red Bull Ring, length 4318 m

12.-14. MAY 2017

Supercar Challenge powered by Hankook



-Reg.No.: CR 01/2017

Lap Analysis free practice 1, 12.05.2017

157 Harald PAVLAS (AUT) Porsche 991 GT3 Cup GT theoretical besttime:

Lap	Time	S1	V1	S2	V2	Lap	Time	S1	V1	S2	V2
1	15:50.493					6	1:47.963				
2	5:32.723					7	1:37.714				
3	1:38.132					8	1:37.043				
4	1:38.026					9	1:35.988				
5	5:00.228										

158 Wolfgang TRILLER (DEU) Porsche 997 GT3 Cup GT theoretical besttime:

Lap	Time	S1	V1	S2	V2	Lap	Time	S1	V1	S2	V2
1	5:13.759					6	1:35.532				
2	10:40.835					7	1:34.515				
3	5:34.885					8	5:26.956				
4	1:36.001					9	1:35.562				
5	1:36.478					10	1:34.626				

159 Karin SINHART (DEU) Porsche 997 GT3 Cup GT theoretical besttime:

Lap	Time	S1	V1	S2	V2	Lap	Time	S1	V1	S2	V2
1	4:46.139										

169 Aart BOSMANN (NLD) Porsche 991 Cup Porsche 991 Cuo GT theoretical besttime: 1:37.783

Lap	Time	S1	V1	S2	V2	Lap	Time	S1	V1	S2	V2
1	2:41.862			39.328	163	10	1:39.650	1:08.773		30.877	194
2	1:58.042	1:21.521		36.521	179	11	1:39.406	1:08.290		31.116	193
3	1:49.706	1:15.946		33.760	173	12	1:40.220	1:09.439		30.781	196
4	2:39.472	1:44.896				13	1:40.807	1:09.399		31.408	191
5	6:44.438	6:11.628		32.810	183	14	1:38.358	1:07.834		30.524	195
6	3:03.462	1:59.242				15	1:39.981	1:08.278		31.703	196
7	2:38.639	2:03.919		34.720	187	16	1:39.915	1:08.354		31.561	196
8	1:43.766	1:11.504		32.262	191	17	1:45.204	1:07.256			
9	1:41.948	1:10.186		31.762	193						

201 Dennis DE BORST (NLD) Seat Sport Leon Cup Racer SupSport 1 theoretical besttime: 1:40.851

Lap	Time	S1	V1	S2	V2	Lap	Time	S1	V1	S2	V2
1	2:03.285			33.573	179	10	1:43.423	1:11.660		31.763	183
2	1:46.048	1:12.401		33.647	177	11	1:43.471	1:12.033		31.438	184
3	1:43.731	1:11.795		31.936	181	12	1:40.888	1:09.886		31.008	184
4	2:23.316	1:16.743				13	1:42.423	1:11.452		30.971	185
5	7:25.096	6:52.421		32.675	182	14	1:41.643	1:10.581		31.062	184
6	2:27.823	1:17.655				15	1:53.795	1:11.324			
7	3:57.702	3:23.878		33.824	182	16	2:56.521	2:25.339		31.182	184
8	1:44.822	1:11.713		33.109	185	17	1:41.473	1:10.233		31.240	183
9	1:43.819	1:12.096		31.723	183						

202 Dennis HOUWELING (NLD) Seat Sport Leon Cup Racer SupSport theoretical besttime: 1:40.178

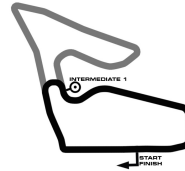
Lap	Time	S1	V1	S2	V2	Lap	Time	S1	V1	S2	V2
1	2:04.410			34.109	180	10	1:41.776	1:10.281		31.495	183
2	1:46.937	1:11.925		35.012	182	11	1:40.903	1:09.611		31.292	183
3	1:43.930	1:11.706		32.224	184	12	1:41.899	1:10.374		31.525	183
4	2:27.286	1:16.499				13	1:41.066	1:09.945		31.121	184
5	7:12.979	6:40.838		32.141	182	14	1:40.519	1:09.057		31.462	183
6	2:17.402	1:18.269				15	1:45.395	1:09.454			
7	3:32.470	2:59.827		32.643	183	16	4:44.786	4:12.828		31.958	179
8	1:41.854	1:10.220		31.634	184	17	1:42.067	1:10.427		31.640	178
9	1:41.503	1:10.059		31.444	183						

FIA EUROPEAN TRUCK RACE TROPHY

Red Bull Ring, length 4318 m

12.-14. MAY 2017

Supercar Challenge powered by Hankook



-Reg.No.: CR 01/2017

Lap Analysis free practice 1, 12.05.2017

203 Priscilla SPEELMAN (NLD) Seat Sport Leon Cup Racer SupSport ' theoretical besttime: 1:42.015

Lap	Time	S1	V1	S2	V2	Lap	Time	S1	V1	S2	V2
1	2:08.739			33.776	179	10	1:43.219	1:11.840		31.379	185
2	1:45.589	1:13.263		32.326	182	11	1:42.543	1:11.140		31.403	185
3	1:44.429	1:12.058		32.371	182	12	1:42.527	1:11.034		31.493	184
4	2:30.966	1:26.459				13	1:42.381	1:10.975		31.406	185
5	7:11.355	6:38.403		32.952	183	14	1:43.031	1:11.673		31.358	182
6	2:24.526	1:16.895				15	1:51.946	1:12.017			
7	3:25.669	2:53.593		32.076	184	16	2:46.843	2:15.107		31.736	185
8	1:43.269	1:11.426		31.843	184	17	1:43.620	1:10.838		32.782	183
9	1:46.461	1:13.624		32.837	186	18	1:42.015	1:10.705		31.306	184

204 Eric VAN DEN MUNCKHOF (NLD) BMW Z4 Coupe GTR SupSport 1 theoretical besttime: 1:40.586

Lap	Time	S1	V1	S2	V2	Lap	Time	S1	V1	S2	V2
1	2:42.178			34.804	178	10	1:41.715	1:10.281		31.434	183
2	1:50.262	1:14.720		35.542	181	11	1:41.415	1:10.124		31.291	184
3	1:46.356	1:13.163		33.193	173	12	1:53.037	1:10.067			
4	2:16.691	1:21.784				13	4:21.099	3:49.289		31.810	184
5	7:09.404	6:36.139		33.265	183	14	1:40.586	1:09.385		31.198	184
6	2:48.071	1:32.829				15	1:42.115	1:09.860		32.255	181
7	3:05.067	2:32.692		32.375	184	16	1:41.573	1:10.280		31.293	185
8	1:46.374	1:13.064		33.310	183	17	1:50.403	1:11.212			
9	1:42.002	1:10.309		31.693	183						

208 Ted VAN VLIENT (NLD) BMW E92 V8 SupSport 1 theoretical besttime: 1:44.170

Lap	Time	S1	V1	S2	V2	Lap	Time	S1	V1	S2	V2
1	2:48.761			37.029	171	9	1:47.626	1:14.384		33.242	180
2	1:52.328	1:15.609		36.719	177	10	1:45.368	1:13.059		32.309	180
3	1:50.661	1:15.467		35.194	179	11	1:44.170	1:11.985		32.184	181
4	2:41.814	1:44.453				12	1:46.644	1:12.962		33.682	180
5	6:26.874	5:36.651				13	1:55.669	1:15.468			
6	6:18.191	5:43.245		34.946	181	14	3:35.057	2:58.405		36.652	178
7	1:47.909	1:14.264		33.645	181	15	1:58.301	1:15.359			
8	1:48.255	1:13.559		34.696	180						

210 Kosta KANAROGLU (GRE) Ginetta G50 SupSport 1 theoretical besttime: 1:42.908

Lap	Time	S1	V1	S2	V2	Lap	Time	S1	V1	S2	V2
1	3:46.069			36.448	174	9	1:45.403	1:12.718		32.685	180
2	1:52.006	1:16.680		35.326	173	10	1:43.395	1:12.023		31.372	180
3	2:35.140	1:28.130				11	1:44.144	1:12.649		31.495	180
4	7:28.382	6:54.951		33.431	177	12	1:43.886	1:12.437		31.449	179
5	2:39.364	1:29.159				13	1:45.267	1:12.197		33.070	176
6	5:05.932	4:28.482		37.450	178	14	1:44.707	1:13.530		31.177	182
7	1:46.239	1:13.309		32.930	179	15	1:43.880	1:12.822		31.058	182
8	1:44.767	1:13.035		31.732	180	16	1:43.153	1:11.855		31.303	180

222 Ronald VAN LOON (NLD) BMW M E46 3.2 SupSport 1 theoretical besttime: 1:40.857

Lap	Time	S1	V1	S2	V2	Lap	Time	S1	V1	S2	V2
1	3:20.274			35.414	173	7	1:42.044	1:10.864		31.180	183
2	1:46.556	1:13.196		33.360	177	8	1:42.988	1:10.623		32.365	183
3	2:11.127	1:15.700				9	1:41.795	1:10.575		31.220	184
4	9:06.619	8:17.394				10	1:45.959	1:09.671			
5	6:44.953	6:13.434		31.519	183	11	4:16.774	3:26.852			
6	1:43.364	1:11.952		31.412	185						

245 Robert VAN DEN BERG (NLD) BMW SupSport 1 theoretical besttime: 1:42.529

Lap	Time	S1	V1	S2	V2	Lap	Time	S1	V1	S2	V2
1	2:06.411			33.232	180	9	1:53.510	1:22.018		31.492	184
2	1:44.141	1:11.558		32.583	184	10	1:47.318	1:11.031			
3	1:43.982	1:11.787		32.195	183	11	4:55.885	4:23.156		32.729	178
4	2:25.181	1:16.284				12	1:46.240	1:14.186		32.054	177
5	7:12.901	6:40.438		32.463	182	13	1:47.390	1:14.525		32.865	179
6	2:18.594	1:19.165				14	1:45.367	1:12.636		32.731	178
7	3:37.691	3:05.644		32.047	183	15	1:44.556	1:12.443		32.113	179
8	1:45.071	1:11.715		33.356	172	16	1:46.660	1:13.772		32.888	179

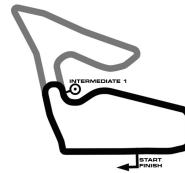
FIA EUROPEAN TRUCK RACE TROPHY

Red Bull Ring, length 4318 m

12.-14. MAY 2017

Supercar Challenge powered by Hankook

Lap Analysis free practice 1, 12.05.2017



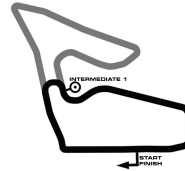
-Reg.No.: CR 01/2017

FIA EUROPEAN TRUCK RACE TROPHY

Red Bull Ring, length 4318 m

12.-14. MAY 2017

Supercar Challenge powered by Hankook



-Reg.No.: CR 01/2017

Lap Analysis free practice 1, 12.05.2017

259 Marcel VAN DE MAAT (NLD) BMW E46 GTR SupSport 1						theoretical besttime: 1:40.923					
Lap	Time	S1	V1	S2	V2	Lap	Time	S1	V1	S2	V2
1	2:14.606			36.536	174	10	1:43.111	1:11.368		31.743	181
2	1:52.685	1:19.138		33.547	177	11	1:45.746	1:13.875		31.871	180
3	1:47.979	1:15.528		32.451	180	12	1:41.893	1:10.423		31.470	183
4	2:20.895	1:18.119				13	1:41.577	1:10.216		31.361	182
5	7:15.047	6:42.028		33.019	180	14	1:41.362	1:10.130		31.232	183
6	2:31.638	1:18.256				15	1:41.433	1:09.691		31.742	183
7	3:53.545	3:19.288		34.257	179	16	1:42.250	1:10.872		31.378	182
8	1:45.354	1:12.524		32.830	181	17	2:00.323	1:16.752			
9	1:44.387	1:12.566		31.821	182						

263 Dan STRINGFELLOW (NLD) BMW M E46 3.2 SupSport 1						theoretical besttime: 1:42.878					
Lap	Time	S1	V1	S2	V2	Lap	Time	S1	V1	S2	V2
1	3:24.960			38.394	174	5	6:53.926	6:20.921		33.005	184
2	1:52.094	1:17.341		34.753	177	6	1:44.881	1:12.978		31.903	186
3	2:32.772	1:20.455				7	1:55.006	1:10.971			
4	8:23.833	7:41.374				8	13:43.287	13:08		34.548	183

305 Michael SMITH (GBR) Seat Leon Supercoppa MK11 SupSport 2						theoretical besttime: 1:45.217					
Lap	Time	S1	V1	S2	V2	Lap	Time	S1	V1	S2	V2
1	6:26.220			43.891	98	7	2:10.176	1:27.925			
2	2:40.079	1:47.634				8	4:07.109	3:33.942		33.167	176
3	6:33.627	5:57.810		35.817	173	9	1:46.651	1:13.832		32.819	176
4	2:33.249	1:28.626				10	1:46.965	1:14.094		32.871	176
5	3:13.843	2:39.618		34.225	175	11	1:45.217	1:12.621		32.597	177
6	7:28.131	6:50.652		37.479	173						

324 Ollie TAYLOR (GBR) BMW E90 SupSport 2						theoretical besttime: 1:43.326					
Lap	Time	S1	V1	S2	V2	Lap	Time	S1	V1	S2	V2
1	2:58.484			34.237	172	10	1:44.768	1:12.516		32.252	177
2	1:45.573	1:12.923		32.650	174	11	1:44.224	1:11.800		32.424	173
3	1:46.287	1:12.956		33.331	145	12	1:44.893	1:12.578		32.315	175
4	2:41.139	1:45.078				13	1:43.763	1:11.783		31.980	177
5	6:20.215	5:47.350		32.865	177	14	1:44.476	1:12.081		32.395	176
6	2:37.446	1:18.615				15	1:45.312	1:12.839		32.473	176
7	3:03.211	2:30.877		32.334	178	16	1:43.365	1:11.341		32.019	178
8	1:44.879	1:11.931		32.948	171	17	1:54.049	1:14.369			
9	1:45.081	1:12.384		32.697	174						

402 Chris VOET (BEL) Peugeot RCZ Cup Sport						theoretical besttime: 1:50.915					
Lap	Time	S1	V1	S2	V2	Lap	Time	S1	V1	S2	V2
1	3:03.731			40.163	159	9	4:11.534	3:34.384		37.150	163
2	1:59.029	1:22.063		36.966	161	10	1:56.361	1:20.869		35.492	164
3	2:22.252	1:26.533				11	1:53.804	1:18.538		35.266	163
4	8:24.006	7:46.608		37.398	130	12	1:52.588	1:17.800		34.788	164
5	3:04.473	2:02.008				13	1:54.903	1:19.511		35.392	165
6	2:44.778	2:08.472		36.306	163	14	1:50.915	1:16.681		34.229	165
7	1:57.546	1:20.599		36.947	164	15	1:51.508	1:16.990		34.518	165
8	2:05.340	1:21.979									

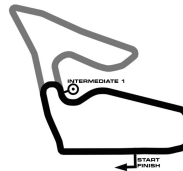
405 Harold WISSELINK (NLD) BMW Zilhouette 2.0 Sport						theoretical besttime: 2:01.156					
Lap	Time	S1	V1	S2	V2	Lap	Time	S1	V1	S2	V2
1	3:07.093			38.536	152	4	8:12.474	7:35.392		37.082	135
2	2:01.602	1:24.074		37.528	152	5	3:08.242	1:58.188			
3	2:36.889	1:27.218									

FIA EUROPEAN TRUCK RACE TROPHY

Red Bull Ring, length 4318 m

12.-14. MAY 2017

Supercar Challenge powered by Hankook



-Reg.No.: CR 01/2017

Lap Analysis free practice 1, 12.05.2017

416 John VAN DER VOORT (NLD) Alfa 147 Sport theoretical besttime: 1:51.436

Lap	Time	S1	V1	S2	V2	Lap	Time	S1	V1	S2	V2
1	3:05.537			46.798	152	9	1:56.354	1:20.367		35.987	160
2	2:12.231	1:33.024		39.207	149	10	1:55.238	1:19.762		35.476	161
3	2:35.628	1:31.068				11	2:10.868	1:22.866			
4	7:55.141	7:17.085		38.056	146	12	4:05.174	3:27.636		37.538	158
5	3:01.885	2:00.264				13	1:55.472	1:20.398		35.074	161
6	2:44.312	2:07.251		37.061	159	14	1:52.034	1:17.683		34.351	163
7	1:59.635	1:22.360		37.275	157	15	1:51.436	1:17.241		34.189	164
8	2:02.183	1:23.939		38.244	158						