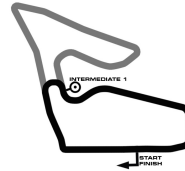


# FIA EUROPEAN TRUCK RACE TROPHY

Red Bull Ring, length 4318 m

12.-14. MAY 2017

Sports Car Challenge - P9 Challenge



## Lap Analysis free practice 2, 13.05.2017

### 4 Andreas FIEDLER (DEU) PRC-Audi-Turbo Division 1 - Sportprotot theoretical besttime:

Lap	Time	S1	V1	S2	V2	Lap	Time	S1	V1	S2	V2
1	<b>2:41.339</b>			<b>40.228</b>	191						

### 7 Siegmair PFEIFER (DEU) Norma-BMW Division 1 - Sportprototyper theoretical besttime: 1:41.053

Lap	Time	S1	V1	S2	V2	Lap	Time	S1	V1	S2	V2
1	2:16.757			36.677	203	6	1:53.667	1:11.906			
2	1:46.136	1:11.738		34.398	205	7	4:03.137	3:29.683		33.454	209
3	1:46.028	1:11.976		34.052	206	8	<b>1:41.122</b>	1:09.004		<b>32.118</b>	<b>210</b>
4	1:45.452	1:11.826		33.626	206	9	1:41.256	<b>1:08.93!</b>		32.321	210
5	1:44.553	1:11.036		33.517	207	10	1:42.033	1:09.610		32.423	209

### 402 Michael OLIVER (AUT) Porsche 991 GT3 Cup P9-Challenge Klasse theoretical besttime: 1:47.906

Lap	Time	S1	V1	S2	V2	Lap	Time	S1	V1	S2	V2
1	2:29.052			35.740	187	7	1:49.408	1:14.265		35.143	189
2	1:50.120	1:15.373		<b>34.747</b>	<b>189</b>	8	1:48.924	1:13.507		35.417	189
3	1:51.012	1:16.031		34.981	188	9	1:49.159	1:14.339		34.820	188
4	1:50.414	1:15.299		35.115	188	10	1:51.376	1:15.786		35.590	189
5	1:48.852	1:14.050		34.802	188	11	<b>1:48.075</b>	<b>1:13.15!</b>		34.916	188
6	1:49.373	1:14.450		34.923	189						

### 403 Thomas PRAGER (DEU) Porsche 997 GT3 MK II P9-Challenge Klasse theoretical besttime: 1:47.989

Lap	Time	S1	V1	S2	V2	Lap	Time	S1	V1	S2	V2
1	2:51.813			39.214	185	7	1:49.567	1:14.657		34.910	188
2	1:54.470	1:17.708		36.762	188	8	1:48.461	1:13.709		34.752	<b>190</b>
3	1:51.748	1:15.636		36.112	188	9	1:54.639	1:18.609		36.030	190
4	1:52.462	1:16.882		35.580	189	10	<b>1:47.989</b>	<b>1:13.35!</b>		<b>34.636</b>	190
5	1:50.459	1:14.739		35.720	189	11	2:04.605	1:19.894			
6	1:51.945	1:16.097		35.848	189						

### 406 Harald PAVLAS (AUT) Porsche 991 GT3 Cup P9-Challenge Klasse theoretical besttime: 1:45.816

Lap	Time	S1	V1	S2	V2	Lap	Time	S1	V1	S2	V2
1	2:58.918			41.509	190	7	1:47.998	1:13.661		34.337	191
2	1:49.555	1:14.599		34.956	192	8	1:47.283	1:13.126		34.157	193
3	1:50.923	1:15.520		35.403	190	9	1:47.221	1:12.745		34.476	192
4	1:59.830	1:22.747		37.083	190	10	<b>1:45.816</b>	<b>1:12.09!</b>		<b>33.726</b>	192
5	1:48.541	1:14.198		34.343	193	11	2:03.438	1:14.753			
6	1:48.865	1:13.734		35.131	<b>194</b>						

### 444 Boris SCHIMANSKI (DEU) Porsche 991 GT3 Cup P9-Challenge Klasse theoretical besttime: 1:49.447

Lap	Time	S1	V1	S2	V2	Lap	Time	S1	V1	S2	V2
1	2:49.800			38.625	184	7	1:53.346	1:17.817		35.529	<b>190</b>
2	1:54.715	1:17.704		37.011	189	8	1:51.741	1:15.893		35.848	183
3	1:52.751	1:16.142		36.609	188	9	1:50.586	1:15.330		35.256	187
4	1:54.300	1:17.034		37.266	188	10	1:49.771	1:14.777		34.994	189
5	1:53.450	1:17.530		35.920	189	11	<b>1:49.447</b>	<b>1:14.47!</b>		<b>34.969</b>	190
6	1:51.368	1:15.464		35.904	186						

### 455 Franz IRXENMAYR (AUT) Porsche 991 GT3 Cup P9-Challenge Klasse theoretical besttime: 1:39.550

Lap	Time	S1	V1	S2	V2	Lap	Time	S1	V1	S2	V2
1	2:09.756			40.459	189	6	<b>1:49.060</b>	1:14.356		34.704	190
2	1:54.983	1:17.679		37.304	191	7	2:04.358	<b>1:05.10!</b>			
3	1:52.316	1:16.602		35.714	192	8	3:07.049	2:32.307		34.742	187
4	1:50.407	1:15.515		34.892	192	9	1:56.787	1:22.344		<b>34.443</b>	<b>193</b>
5	1:49.637	1:14.735		34.902	191	10	1:50.301	1:15.577		34.724	192

### 503 Wolfgang TRILLER (DEU) Porsche 997 GT3 Cup P9-Challenge Klasse theoretical besttime: 1:44.784

Lap	Time	S1	V1	S2	V2	Lap	Time	S1	V1	S2	V2
1	2:01.971			34.687	194	7	1:45.774	1:11.512		34.262	196
2	1:47.262	1:12.681		34.581	193	8	1:47.372	1:12.629		34.743	196
3	1:46.240	1:12.035		34.205	194	9	1:45.125	1:11.340		33.785	197
4	1:50.163	1:15.640		34.523	197	10	<b>1:44.882</b>	<b>1:11.13!</b>		33.751	<b>198</b>
5	1:45.640	1:11.987		<b>33.653</b>	196	11	2:25.770	1:34.911			
6	1:45.858	1:11.663		34.195	197						

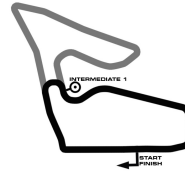
# FIA EUROPEAN TRUCK RACE TROPHY

Red Bull Ring, length 4318 m

12.-14. MAY 2017

Sports Car Challenge - P9 Challenge

Lap Analysis free practice 2, 13.05.2017

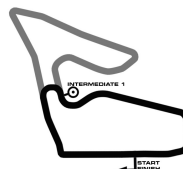


# FIA EUROPEAN TRUCK RACE TROPHY

Red Bull Ring, length 4318 m

12.-14. MAY 2017

Sports Car Challenge - P9 Challenge



## Lap Analysis free practice 2, 13.05.2017

**504 Josef STADTEGGER (AUT) Porsche 991 GT3 Cup P9-Challenge K theoretical besttime: 1:49.759**

Lap	Time	S1	V1	S2	V2	Lap	Time	S1	V1	S2	V2
1	2:28.448			39.004	178	7	1:59.189	1:21.846		37.343	183
2	2:02.077	1:23.519		38.558	184	8	1:53.635	1:17.121		36.514	<b>189</b>
3	1:57.162	1:19.576		37.586	185	9	1:52.266	1:16.089		36.177	187
4	1:56.911	1:19.500		37.411	186	10	1:59.688	1:23.667		36.021	186
5	1:54.513	1:17.834		36.679	187	11	<b>1:49.759</b>	<b>1:14.366</b>		<b>35.393</b>	189
6	1:55.424	1:17.341		38.083	183						

**605 Hermann SPECK (DEU) Porsche 997 GT3 R013 P9-Challenge Klas theoretical besttime: 1:42.891**

Lap	Time	S1	V1	S2	V2	Lap	Time	S1	V1	S2	V2
1	2:39.774			35.345	197	7	1:44.073	1:11.432		32.641	197
2	1:48.037	1:13.117		34.920	198	8	<b>1:43.262</b>	<b>1:10.307</b>		32.955	198
3	1:45.241	1:11.678		33.563	199	9	1:43.536	1:10.952		<b>32.584</b>	<b>201</b>
4	1:45.250	1:11.893		33.357	196	10	1:43.575	1:10.621		32.954	198
5	1:44.576	1:11.429		33.147	198	11	1:43.523	1:10.876		32.647	198
6	1:44.335	1:11.271		33.064	199	12	2:14.005	1:25.968			

**607 Albert STEPHAN (DEU) Porsche 997 RSR P9-Challenge Klasse 6 theoretical besttime: 1:44.658**

Lap	Time	S1	V1	S2	V2	Lap	Time	S1	V1	S2	V2
1	2:45.234			37.578	193	8	1:45.895	1:11.638		34.257	<b>202</b>
2	1:53.750	1:17.357		36.393	196	9	1:45.663	<b>1:11.326</b>		34.338	201
3	1:49.264	1:13.697		35.567	201	10	1:46.063	1:11.807		34.256	198
4	1:47.663	1:12.596		35.067	199	11	<b>1:45.211</b>	1:11.878		<b>33.333</b>	201
5	1:47.153	1:12.421		34.732	199	12	2:22.290	1:21.803			
6	1:46.099	1:11.879		34.220	200	13	00.269				
7	1:45.765	1:11.555		34.210	199						

**611 K. FRITZ (DEU) Porsche 997 GT2 P9-Challenge Klasse 6 theoretical besttime: 1:40.774**

Lap	Time	S1	V1	S2	V2	Lap	Time	S1	V1	S2	V2
1	2:07.446			35.517	198	7	1:42.763	1:10.179		32.584	210
2	1:46.029	1:12.356		33.673	204	8	1:42.305	1:09.375		32.930	210
3	1:43.537	1:10.640		32.897	204	9	1:42.683	1:10.127		32.556	210
4	1:44.225	1:11.001		33.224	206	10	1:43.106	1:10.670		32.436	209
5	1:43.190	1:09.960		33.230	206	11	1:41.427	1:09.425		32.002	210
6	1:41.811	1:08.949		32.862	209	12	<b>1:40.774</b>	<b>1:08.907</b>		<b>31.867</b>	<b>211</b>