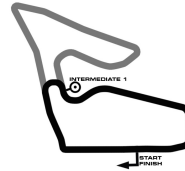


FIA EUROPEAN TRUCK RACE TROPHY

Red Bull Ring, length 4318 m

12.-14. MAY 2017

Sports Car Challenge - P9 Challenge



Lap Analysis free practice 1, 13.05.2017

| 1 Simon STOLLER (CHE) PRC-Audi-Turbo Division 1 - Sportprototy theoretical besttime: 2:24.938 | | | | | | | | | | | |
|---|-----------------|----------|----|---------------|------------|-----|----------|---------|----|----|----|
| Lap | Time | S1 | V1 | S2 | V2 | Lap | Time | S1 | V1 | S2 | V2 |
| 1 | 44.187 | | | | | 3 | 2:47.469 | 1:42.03 | | | |
| 2 | 2:30.026 | 1:47.118 | | 42.908 | 120 | | | | | | |

| 2 Turi BREITENMOSER (CHE) PRC-Ford Division 1 - Sportprototyp theoretical besttime: 2:02.958 | | | | | | | | | | | |
|--|----------|----|----|---------------|-----|-----|-----------------|---------|----|--------|------------|
| Lap | Time | S1 | V1 | S2 | V2 | Lap | Time | S1 | V1 | S2 | V2 |
| 1 | 2:40.005 | | | 37.659 | 202 | 2 | 2:07.079 | 1:25.29 | | 41.780 | 128 |

| 4 Andreas FIEDLER (DEU) PRC-Audi-Turbo Division 1 - Sportprototy theoretical besttime: 2:09.237 | | | | | | | | | | | |
|---|----------|----|----|---------------|-----|-----|-----------------|---------|----|--------|------------|
| Lap | Time | S1 | V1 | S2 | V2 | Lap | Time | S1 | V1 | S2 | V2 |
| 1 | 2:37.015 | | | 39.382 | 202 | 2 | 2:14.034 | 1:29.85 | | 44.179 | 135 |

| 7 Peter KORMANN (DEU) PRC-Audi-Turbo Division 1 - Sportprototy theoretical besttime: 1:56.475 | | | | | | | | | | | |
|---|----------|----------|----|--------|-----|-----|-----------------|----------------|----|---------------|------------|
| Lap | Time | S1 | V1 | S2 | V2 | Lap | Time | S1 | V1 | S2 | V2 |
| 1 | 2:38.969 | | | 40.129 | 167 | 4 | 2:28.113 | 1:32.454 | | | |
| 2 | 2:22.665 | 1:28.920 | | | | 5 | 4:41.945 | 4:03.854 | | 38.091 | 179 |
| 3 | 7:13.528 | 6:30.859 | | 42.669 | 159 | 6 | 1:56.475 | 1:18.83 | | 37.640 | 183 |

| 8 Wolfgang PAYR (AUT) PRC-Audi-Turbo Division 1 - Sportprototyp theoretical besttime: 2:18.206 | | | | | | | | | | | |
|--|----------|----|----|---------------|-----|-----|-----------------|---------|----|--------|------------|
| Lap | Time | S1 | V1 | S2 | V2 | Lap | Time | S1 | V1 | S2 | V2 |
| 1 | 2:53.478 | | | 45.147 | 174 | 2 | 2:18.641 | 1:33.05 | | 45.582 | 118 |

| 9 Roland RUPPRECHTER (AUT) Norma-Honda-Kompr. Division 1 - S theoretical besttime: | | | | | | | | | | | |
|--|-----------------|----|----|---------------|-----|-----|------|----|----|----|----|
| Lap | Time | S1 | V1 | S2 | V2 | Lap | Time | S1 | V1 | S2 | V2 |
| 1 | 3:12.192 | | | 52.989 | 138 | | | | | | |

| 31 Norbert GROER (AUT) Ligier-Honda Division 2 - Sportprototypen theoretical besttime: 2:35.247 | | | | | | | | | | | |
|---|-----------------|----|----|---------------|-----|-----|----------|---------|----|----|----|
| Lap | Time | S1 | V1 | S2 | V2 | Lap | Time | S1 | V1 | S2 | V2 |
| 1 | 3:02.586 | | | 46.521 | 151 | 2 | 3:45.044 | 1:48.72 | | | |

| 402 Michael OLIVER (AUT) Porsche 911 GT Cup P9-Challenge Klasse theoretical besttime: | | | | | | | | | | | |
|---|-----------------|----|----|---------------|-----|-----|------|----|----|----|----|
| Lap | Time | S1 | V1 | S2 | V2 | Lap | Time | S1 | V1 | S2 | V2 |
| 1 | 3:57.231 | | | 41.134 | 158 | | | | | | |

| 403 Thomas PRAGER (DEU) Porsche 997 GT3 MK II P9-Challenge Klasse theoretical besttime: 2:03.919 | | | | | | | | | | | |
|--|----------|----------|----|--------|-----|-----|-----------------|----------------|----|---------------|------------|
| Lap | Time | S1 | V1 | S2 | V2 | Lap | Time | S1 | V1 | S2 | V2 |
| 1 | 3:48.836 | | | | | 5 | 2:16.762 | 1:33.495 | | 43.267 | 169 |
| 2 | 5:44.473 | 4:55.868 | | 48.605 | 151 | 6 | 2:11.575 | 1:30.460 | | 41.115 | 176 |
| 3 | 2:30.793 | 1:41.554 | | 49.239 | 143 | 7 | 2:03.919 | 1:24.08 | | 39.839 | 182 |
| 4 | 2:24.261 | 1:37.674 | | 46.587 | 157 | | | | | | |

| 405 Friedrich RABENSTEINER (AUT) Porsche 997 GT3 MK II P9-Challenge theoretical besttime: 2:17.410 | | | | | | | | | | | |
|--|----------|----------|----|--------|-----|-----|-----------------|----------------|----|---------------|------------|
| Lap | Time | S1 | V1 | S2 | V2 | Lap | Time | S1 | V1 | S2 | V2 |
| 1 | 3:25.427 | | | 51.059 | 162 | 4 | 2:27.375 | 1:38.980 | | 48.395 | 146 |
| 2 | 3:17.137 | 1:50.290 | | | | 5 | 2:29.553 | 1:43.559 | | 45.994 | 159 |
| 3 | 6:15.819 | 5:25.828 | | 49.991 | 152 | 6 | 2:17.410 | 1:33.43 | | 43.974 | 160 |

| 406 Harald PAVLAS (AUT) Porsche 911 GT Cup P9-Challenge Klasse theoretical besttime: 1:23.626 | | | | | | | | | | | |
|---|-----------------|---------------|----|---------------|-----|-----|----------|----------|----|--------|------------|
| Lap | Time | S1 | V1 | S2 | V2 | Lap | Time | S1 | V1 | S2 | V2 |
| 1 | 2:54.759 | | | 45.661 | 155 | 3 | 4:53.702 | 4:07.761 | | 45.941 | 155 |
| 2 | 1:44.605 | 37.965 | | | | 4 | 2:33.784 | 1:39.848 | | | |

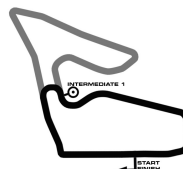
| 444 Boris SCHIMANSKI (DEU) Porsche 911 GT Cup P9-Challenge Klasse theoretical besttime: 2:08.213 | | | | | | | | | | | |
|--|-----------|----------|----|--------|-----|-----|-----------------|----------------|----|---------------|------------|
| Lap | Time | S1 | V1 | S2 | V2 | Lap | Time | S1 | V1 | S2 | V2 |
| 1 | 3:44.620 | | | | | 4 | 2:08.213 | 1:27.02 | | 41.190 | 175 |
| 2 | 10:30.027 | 9:41.756 | | 48.271 | 152 | 5 | 2:09.904 | 1:28.378 | | 41.526 | 167 |
| 3 | 2:19.348 | 1:36.506 | | 42.842 | 172 | | | | | | |

FIA EUROPEAN TRUCK RACE TROPHY

Red Bull Ring, length 4318 m

12.-14. MAY 2017

Sports Car Challenge - P9 Challenge



Lap Analysis free practice 1, 13.05.2017

455 Franz IRXENMAYR (AUT) Porsche 997 GT3 MK II P9-Challenge KlA theoretical besttime: 2:08.131

| Lap | Time | S1 | V1 | S2 | V2 | Lap | Time | S1 | V1 | S2 | V2 |
|-----|-----------------|-----------------|----|---------------|-----|-----|----------|----------|----|--------|------------|
| 1 | 2:13.978 | | | 38.287 | 188 | 3 | 7:45.487 | 6:59.260 | | 46.227 | 153 |
| 2 | 2:42.719 | 1:29.844 | | | | 4 | 2:34.992 | 1:35.170 | | | |

503 Wolfgang TRILLER (DEU) Porsche 997 GT3 Cup P9-Challenge KlA theoretical besttime: 1:55.386

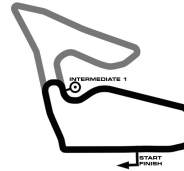
| Lap | Time | S1 | V1 | S2 | V2 | Lap | Time | S1 | V1 | S2 | V2 |
|-----|----------|----------|----|--------|-----|-----|-----------------|-----------------|----|---------------|------------|
| 1 | 2:52.463 | | | | | 5 | 2:09.196 | 1:28.490 | | 40.706 | 166 |
| 2 | 5:02.743 | 4:16.560 | | 46.183 | 156 | 6 | 2:08.471 | 1:28.756 | | 39.715 | 181 |
| 3 | 2:20.704 | 1:35.733 | | 44.971 | 150 | 7 | 2:01.040 | 1:22.930 | | 38.110 | 187 |
| 4 | 2:15.566 | 1:33.271 | | 42.295 | 162 | 8 | 1:55.386 | 1:18.227 | | 37.159 | 190 |

FIA EUROPEAN TRUCK RACE TROPHY

Red Bull Ring, length 4318 m

12.-14. MAY 2017

Sports Car Challenge - P9 Challenge



Lap Analysis free practice 1, 13.05.2017

504 Josef STADTEGGER (AUT) Porsche 997 GT3 Cup P9-Challenge Klasse 6 theoretical besttime: 2:19.655

| Lap | Time | S1 | V1 | S2 | V2 | Lap | Time | S1 | V1 | S2 | V2 |
|-----|-----------------|----------|----|---------------|------------|-----|----------|----------|----|----|----|
| 1 | 14:15.822 | | | 47.107 | 148 | 3 | 2:37.313 | 1:35.671 | | | |
| 2 | 2:20.843 | 1:36.859 | | 43.984 | 162 | | | | | | |

602 Albert STEPHAN (DEU) Porsche 997 RSR P9-Challenge Klasse 6 theoretical besttime: 2:02.669

| Lap | Time | S1 | V1 | S2 | V2 | Lap | Time | S1 | V1 | S2 | V2 |
|-----|----------|----------|----|--------|-----|-----|-----------------|-----------------|----|---------------|------------|
| 1 | 3:26.047 | | | | | 5 | 2:13.644 | 1:30.163 | | 43.481 | 162 |
| 2 | 6:40.482 | 5:52.262 | | 48.220 | 153 | 6 | 2:05.524 | 1:24.579 | | 40.945 | 174 |
| 3 | 2:19.567 | 1:34.018 | | 45.549 | 145 | 7 | 2:02.669 | 1:23.181 | | 39.484 | 182 |
| 4 | 2:13.844 | 1:30.572 | | 43.272 | 160 | | | | | | |

603 Klaus OSTENRIEDER (DEU) Saleen P9-Challenge Klasse 6 theoretical besttime:

| Lap | Time | S1 | V1 | S2 | V2 | Lap | Time | S1 | V1 | S2 | V2 |
|-----|----------|----|----|----|----|-----|------|----|----|----|----|
| 1 | 4:53.494 | | | | | | | | | | |

605 Hermann SPECK (DEU) Porsche 997 GT3 R013 P9-Challenge Klasse 6 theoretical besttime: 1:56.459

| Lap | Time | S1 | V1 | S2 | V2 | Lap | Time | S1 | V1 | S2 | V2 |
|-----|----------|----------|----|--------|-----|-----|-----------------|-----------------|----|---------------|------------|
| 1 | 3:34.314 | | | | | 5 | 2:07.228 | 1:26.914 | | 40.314 | 182 |
| 2 | 5:39.051 | 4:56.231 | | 42.820 | 182 | 6 | 2:03.443 | 1:24.018 | | 39.425 | 181 |
| 3 | 2:06.663 | 1:26.898 | | 39.765 | 177 | 7 | 2:00.742 | 1:22.036 | | 38.706 | 183 |
| 4 | 2:06.762 | 1:26.483 | | 40.279 | 185 | 8 | 1:56.459 | 1:19.701 | | 36.757 | 190 |

611 K. FRITZ (DEU) Porsche 997 GT2 P9-Challenge Klasse 6 theoretical besttime: 1:53.128

| Lap | Time | S1 | V1 | S2 | V2 | Lap | Time | S1 | V1 | S2 | V2 |
|-----|----------|----------|----|--------|-----|-----|-----------------|-----------------|----|---------------|------------|
| 1 | 2:22.397 | | | 39.207 | 167 | 6 | 2:04.684 | 1:25.028 | | 39.656 | 182 |
| 2 | 2:36.469 | 1:37.398 | | | | 7 | 1:59.316 | 1:21.851 | | 37.465 | 183 |
| 3 | 4:16.945 | 3:36.019 | | 40.926 | 176 | 8 | 1:57.467 | 1:19.856 | | 37.611 | 186 |
| 4 | 2:11.044 | 1:29.763 | | 41.281 | 163 | 9 | 1:53.128 | 1:16.851 | | 36.277 | 188 |
| 5 | 2:09.211 | 1:28.523 | | 40.688 | 168 | | | | | | |