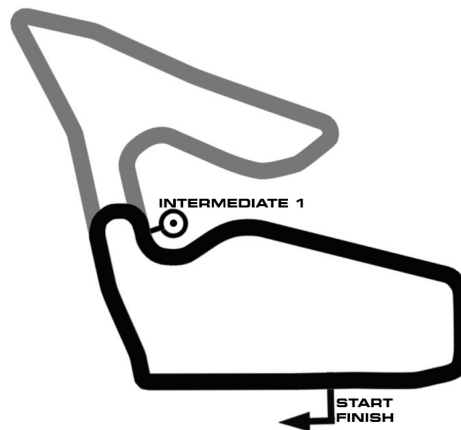


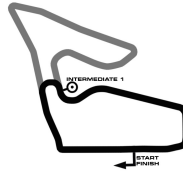
FIA EUROPEAN TRUCK RACE TROPHY

free practice 2 - Part 2



Red Bull Ring 2338 m
ROUND 1 - SPIELBERG, RED BULL RING (AUT)
12.-14. MAY 2017

wige SOLUTIONS



FIA EUROPEAN TRUCK RACE TROPHY

Red Bull Ring, length 2338 m

12.-14. MAY 2017

FIA European Truck Racing Championship

Result free practice 2 - Part 2, 13.05.2017

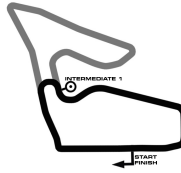
FIA-Visa.No.: 1ETRC-AUT14052017

POS	No.	CL.	Name (NAT) Entrent (NAT)	Make Team	Laps	Fastest Gap	Lap Diff	km/h
1	24		Norbert KISS (HUN) Tankpool 24 Racing (DEU)	MERCEDES BENZ Team Tankpool 24 Racing	13	1:06.845		125.915
2	30		Sascha LENZ (DEU) Sascha Lenz (DEU)	MAN Team Reinert Adventure	12	1:06.845 00.000	00.000	125.915
3	1		Jochen HAHN (DEU) Jochen Hahn (DEU)	IVECO Die Bullen von IVECO Magirus	13	1:07.298 00.453	00.453	125.068
4	88	RBR	Ryan SMITH (GBR) Ryan Smith (GBR)	MAN	12	1:07.337 00.492	00.039	124.995
5	23		Antonio ALBACETE (ESP) Truck Sport Lutz Bernau (DEU)	MAN Truck Sport Bernau - Reboconort	13	1:07.346 00.501	00.009	124.978
6	14		José RODRIGUES (PRT) José Rodrigues (PRT)	MAN Truck Sport Bernau - Reboconort	10	1:07.370 00.525	00.024	124.934
7	44		Stephanie HALM (DEU) Stephanie Halm (DEU)	MAN Team Reinert Adventure	11	1:07.491 00.646	00.121	124.710
8	27		Gerhard KÖRBER (DEU) TEAM SCHWABEN - TRUCK (DEU)	IVECO Die Bullen von IVECO Magirus	13	1:07.679 00.834	00.188	124.364
9	28	RBR	Markus ALTENSTRASSER (AUT) TEAM SCHWABEN - TRUCK (DEU)	IVECO	13	1:07.744 00.899	00.065	124.244
10	55		Adam LACKO (CZE) Buggyra International Racing System (CZE)	FREIGHTLINER Buggyra Racing 1969	12	1:08.070 01.225	00.326	123.649
11	42		Andre KURSIM (DEU) Tankpool 24 Racing (DEU)	MERCEDES BENZ Team Tankpool 24 Racing	10	1:08.363 01.518	00.293	123.119
12	15		Erwin KLEINAGELVOORT (NLD) Erwin Kleinnagelvoort (NLD)	SCANIA	13	1:09.302 02.457	00.939	121.451
13	33		Alen DRAGANOVIC (SVN) Buggyra International Racing System (CZE)	FREIGHTLINER Buggyra Racing 1969	10	1:09.392 02.547	00.090	121.294
14	11		Eduardo RODRIGUES (PRT) Eduardo Rodrigues (PRT)	MAN	6	1:12.523 05.678	03.131	116.057

FIA Race Director: <i>Tony Iddon</i>	Stewards:	FIA Chief Timekeeper: <i>Yasin Özer</i>	Publication time: <i>13.5.2017</i>
---	-----------	--	---

Subject to final scrutineering !





FIA EUROPEAN TRUCK RACE TROPHY

Red Bull Ring, length 2338 m

12.-14. MAY 2017

FIA European Truck Racing Championship

FIA-Visa.No.: 1ETRC-AUT14052017

Best Sector Times free practice 2 - Part 2

Pos.	sector 1			sector 2			sector 3			theoretical and best lap time				
	No	Driver	Time	No	Driver	Time	No	Driver	Time	No	Driver	theoretical	Best	Pos
1	24	KISS N.	29.176	27	KÖRBER G.	00.000	30	LENZ S.	37.490	24	KISS N.	1:06.845	1:06.845	1
2	14	RODRIGUES J.	29.339	28	ALTENSTRASSER M	00.000	24	KISS N.	37.669	30	LENZ S.	1:06.845	1:06.845	2
3	30	LENZ S.	29.355	55	LACKO A.	00.000	44	HALM S.	37.770	1	HAHN J.	1:07.298	1:07.298	3
4	88	SMITH R.	29.374	42	KURSIM A.	00.000	1	HAHN J.	37.788	88	SMITH R.	1:07.337	1:07.337	4
5	23	ALBACETE A.	29.414	11	RODRIGUES E.	00.000	23	ALBACETE A.	37.932	23	ALBACETE A.	1:07.346	1:07.346	5
6	1	HAHN J.	29.510	33	DRAGANOVIC A.	00.000	88	SMITH R.	37.963	14	RODRIGUES J.	1:07.370	1:07.370	6
7	28	ALTENSTRASSER M	29.571	15	KLEINNAGELVOOR'	00.000	27	KÖRBER G.	38.017	44	HALM S.	1:07.491	1:07.491	7
8	27	KÖRBER G.	29.662	44	HALM S.	00.000	14	RODRIGUES J.	38.031	27	KÖRBER G.	1:07.679	1:07.679	8
9	55	LACKO A.	29.719	24	KISS N.	00.000	28	ALTENSTRASSER M	38.173	28	ALTENSTRASSER M	1:07.744	1:07.744	9
10	44	HALM S.	29.721	30	LENZ S.	00.000	55	LACKO A.	38.267	55	LACKO A.	1:07.986	1:08.070	10
11	42	KURSIM A.	30.028	88	SMITH R.	00.000	42	KURSIM A.	38.335	42	KURSIM A.	1:08.363	1:08.363	11
12	15	KLEINNAGELVOOR'	30.347	14	RODRIGUES J.	00.000	33	DRAGANOVIC A.	38.884	33	DRAGANOVIC A.	1:09.277	1:09.392	13
13	33	DRAGANOVIC A.	30.393	23	ALBACETE A.	00.000	15	KLEINNAGELVOOR'	38.955	15	KLEINNAGELVOOR'	1:09.302	1:09.302	12
14	11	RODRIGUES E.	31.739	1	HAHN J.	00.000	11	RODRIGUES E.	40.784	11	RODRIGUES E.	1:12.523	1:12.523	14

FIA EUROPEAN TRUCK RACE TROPHY

Red Bull Ring, length 2338 m

12.-14. MAY 2017

FIA European Truck Racing Championship

Lap Analysis free practice 2 - Part 2, 13.05.2

FIA-Visa.No.: 1ETRC-AUT14052017

1 Jochen HAHN (DEU) IVECO TITAN						theoretical besttime: 1:07.298					
Lap	Time	S1	V1	S2	V2	Lap	Time	S1	V1	S2	V2
1	1:38.469			44.240	159	8	1:10.514	30.911		39.603	
2	1:11.242	31.351		39.891		9	1:09.729	30.253		39.476	159
3	1:10.408	30.741		39.667	159	10	1:08.986	29.934		39.052	
4	1:10.231	30.594		39.637		11	1:08.594	29.785		38.809	
5	1:10.581	30.597		39.984	159	12	1:07.974	29.657		38.317	
6	1:10.379	30.615		39.764	159	13	1:07.298	29.510		37.788	
7	1:10.194	30.203		39.991	159						

11 Eduardo RODRIGUES (PRT) MAN CHROME						theoretical besttime: 1:12.523					
Lap	Time	S1	V1	S2	V2	Lap	Time	S1	V1	S2	V2
1	1:53.429			44.128	158	4	1:15.579	33.273		42.306	158
2	1:15.653	34.082		41.571	158	5	1:13.652	32.485		41.167	158
3	1:12.523	31.739		40.784	158	6	1:12.900	31.824		41.076	158

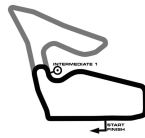
14 José RODRIGUES (PRT) MAN CHROME						theoretical besttime: 1:07.370					
Lap	Time	S1	V1	S2	V2	Lap	Time	S1	V1	S2	V2
1	4:53.813			41.199	159	6	1:10.825	30.888		39.937	159
2	1:12.053	31.096		40.957	159	7	1:09.953	30.345		39.608	159
3	1:16.612	31.307		45.305	93	8	1:09.111	29.876		39.235	159
4	1:28.073	47.519		40.554	159	9	1:08.277	29.649		38.628	159
5	1:11.414	30.909		40.505	158	10	1:07.370	29.339		38.031	159

15 Erwin KLEINAGELVOORT (NLD) SCANIA CHROME						theoretical besttime: 1:09.302					
Lap	Time	S1	V1	S2	V2	Lap	Time	S1	V1	S2	V2
1	1:47.103			42.381	156	8	1:13.537	32.212		41.325	159
2	1:13.523	32.157		41.366	155	9	1:11.224	31.024		40.200	158
3	1:13.203	32.021		41.182	157	10	1:12.102	30.794		41.308	157
4	1:13.965	32.688		41.277	157	11	1:17.552	36.858		40.694	159
5	1:12.851	31.766		41.085	157	12	1:10.169	30.589		39.580	159
6	1:14.614	33.244		41.370	156	13	1:09.302	30.347		38.955	
7	1:12.466	31.687		40.779	157						

23 Antonio ALBACETE (ESP) MAN TITAN						theoretical besttime: 1:07.346					
Lap	Time	S1	V1	S2	V2	Lap	Time	S1	V1	S2	V2
1	1:55.132			43.441	159	8	1:10.348	30.666		39.682	159
2	1:12.681	31.663		41.018	159	9	1:09.809	30.070		39.739	159
3	1:11.602	31.039		40.563	159	10	1:09.149	30.000		39.149	159
4	1:10.889	30.826		40.063	159	11	1:08.641	29.946		38.695	158
5	1:10.612	30.674		39.938	158	12	1:08.063	29.603		38.460	159
6	1:11.355	31.270		40.085	159	13	1:07.346	29.414		37.932	158
7	1:10.470	30.498		39.972	159						

24 Norbert KISS (HUN) MERCEDES BENZ TITAN						theoretical besttime: 1:06.845					
Lap	Time	S1	V1	S2	V2	Lap	Time	S1	V1	S2	V2
1	2:01.053			43.207	155	8	1:12.207	31.160		41.047	158
2	1:12.231	31.598		40.633	154	9	1:09.415	30.270		39.145	159
3	1:11.438	31.024		40.414	157	10	1:08.603	29.709		38.894	159
4	1:11.566	30.665		40.901	156	11	1:08.510	29.757		38.753	159
5	1:10.972	30.880		40.092	158	12	1:07.539	29.514		38.025	
6	1:10.846	30.747		40.099	156	13	1:06.845	29.176		37.669	
7	1:10.260	30.345		39.915	158						

27 Gerhard KÖRBER (DEU) IVECO TITAN						theoretical besttime: 1:07.679					
Lap	Time	S1	V1	S2	V2	Lap	Time	S1	V1	S2	V2
1	1:35.275			43.591	159	8	1:10.627	30.684		39.943	159
2	1:10.965	30.701		40.264	158	9	1:10.556	30.555		40.001	159



FIA EUROPEAN TRUCK RACE TROPHY

Red Bull Ring, length 2338 m

12.-14. MAY 2017

FIA European Truck Racing Championship

Lap Analysis free practice 2 - Part 2, 13.05.2

FIA-Visa.No.: 1ETRC-AUT14052017

Lap	Time	S1	V1	S2	V2	Lap	Time	S1	V1	S2	V2
3	1:11.275	31.053		40.222	159	10	1:10.248	30.348		39.900	159
4	1:11.341	30.900		40.441	159	11	1:09.541	30.383		39.158	159
5	1:14.635	30.712		43.923	137	12	1:08.499	29.941		38.558	
6	1:11.304	31.027		40.277	159	13	1:07.679	29.662		38.017	
7	1:11.210	30.833		40.377	159						

FIA EUROPEAN TRUCK RACE TROPHY

Red Bull Ring, length 2338 m

12.-14. MAY 2017

FIA European Truck Racing Championship

Lap Analysis free practice 2 - Part 2, 13.05.2

FIA-Visa.No.: 1ETRC-AUT14052017

28 Markus ALTENSTRASSER (AUT) IVECO TITAN theoretical besttime: 1:07.744

Lap	Time	S1	V1	S2	V2	Lap	Time	S1	V1	S2	V2
1	1:39.708			42.230	157	8	1:10.749	30.762		39.987	157
2	1:11.501	31.544		39.957	157	9	1:10.449	30.634		39.815	157
3	1:11.359	31.292		40.067	157	10	1:09.827	30.250		39.577	157
4	1:11.430	31.140		40.290	156	11	1:09.096	30.022		39.074	158
5	1:11.303	31.016		40.287	157	12	1:08.703	30.062		38.641	158
6	1:11.602	31.197		40.405	157	13	1:07.744	29.571		38.173	158
7	1:11.199	31.071		40.128	157						

30 Sascha LENZ (DEU) MAN TITAN theoretical besttime: 1:06.845

Lap	Time	S1	V1	S2	V2	Lap	Time	S1	V1	S2	V2
1	2:57.774			40.807	158	7	1:12.633	30.611		42.022	159
2	1:11.722	31.162		40.560	158	8	1:10.565	30.561		40.004	159
3	1:11.457	31.032		40.425	158	9	1:10.253	30.319		39.934	159
4	1:19.360	31.462		47.898	74	10	1:08.980	30.114		38.866	159
5	1:19.502	39.398		40.104	159	11	1:07.750	29.601		38.149	159
6	1:10.802	30.780		40.022	159	12	1:06.845	29.355		37.490	160

33 Alen DRAGANOVIC (SVN) FREIGHTLINER CHROME theoretical besttime: 1:09.277

Lap	Time	S1	V1	S2	V2	Lap	Time	S1	V1	S2	V2
1	1:42.713			49.695	157	6	1:12.630	31.176		41.454	156
2	1:13.092	31.632		41.460	157	7	1:20.385	31.466			
3	1:12.746	31.805		40.941	157	8	4:50.588	4:09.874		40.714	159
4	1:11.925	30.737		41.188	156	9	1:10.420	30.393		40.027	159
5	1:12.008	31.163		40.845	159	10	1:09.392	30.508		38.884	160

42 Andre KURSIM (DEU) MERCEDES BENZ CHROME theoretical besttime: 1:08.363

Lap	Time	S1	V1	S2	V2	Lap	Time	S1	V1	S2	V2
1	3:02.277			44.189	152	6	1:20.280	30.938			
2	1:11.894	31.516		40.378	155	7	3:05.937	2:26.430		39.507	156
3	1:11.998	31.835		40.163	156	8	1:09.398	30.422		38.976	158
4	1:11.478	30.812		40.666	153	9	1:09.144	30.522		38.622	158
5	1:11.307	30.904		40.403	151	10	1:08.363	30.028		38.335	159

44 Stephanie HALM (DEU) MAN TITAN theoretical besttime: 1:07.491

Lap	Time	S1	V1	S2	V2	Lap	Time	S1	V1	S2	V2
1	2:55.190			44.158	160	7	1:10.270	30.569		39.701	159
2	1:16.879	31.900		44.979	158	8	1:13.653	30.565		43.088	159
3	1:12.125	31.445		40.680	159	9	1:18.668	30.458			
4	1:11.282	31.093		40.189	159	10	1:49.005	1:10.552		38.453	159
5	1:11.001	31.080		39.921	159	11	1:07.491	29.721		37.770	159
6	1:10.829	30.843		39.986	159						

55 Adam LACKO (CZE) FREIGHTLINER TITAN theoretical besttime: 1:07.986

Lap	Time	S1	V1	S2	V2	Lap	Time	S1	V1	S2	V2
1	1:41.848			42.792	158	7	1:10.809	30.863		39.946	158
2	1:11.270	31.122		40.148	158	8	1:11.201	30.495		40.706	156
3	1:10.972	30.778		40.194	158	9	1:10.196	30.752		39.444	158
4	1:10.744	30.517		40.227	158	10	1:09.134	30.091		39.043	158
5	1:20.217	31.976				11	1:08.419	29.719		38.700	158
6	2:55.429	2:15.180		40.249	158	12	1:08.070	29.803		38.267	158

88 Ryan SMITH (GBR) MAN TITAN theoretical besttime: 1:07.337

Lap	Time	S1	V1	S2	V2	Lap	Time	S1	V1	S2	V2
1	2:01.904			50.954	107	7	1:11.091	30.925		40.166	158
2	1:31.298	39.098		52.200	93	8	1:10.113	30.600		39.513	159
3	1:31.984	41.332		50.652	106	9	1:09.715	30.191		39.524	159

FIA EUROPEAN TRUCK RACE TROPHY

Red Bull Ring, length 2338 m

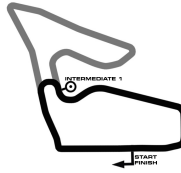
12.-14. MAY 2017

FIA European Truck Racing Championship

Lap Analysis free practice 2 - Part 2, 13.05.2

FIA-Visa.No.: 1ETRC-AUT14052017

Lap	Time	S1	V1	S2	V2	Lap	Time	S1	V1	S2	V2
4	1:18.587	38.004		40.583	160	10	1:08.777	30.016		38.761	159
5	1:31.073	32.146		58.927	159	11	1:12.362	32.507		39.855	159
6	1:11.661	31.381		40.280	160	12	1:07.337	29.374		37.963	159



FIA EUROPEAN TRUCK RACE TROPHY

Red Bull Ring, length 2338 m

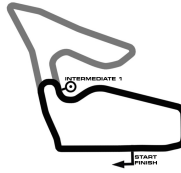
12.-14. MAY 2017

FIA European Truck Racing Championship

FIA-Visa.No.: 1ETRC-AUT14052017

Lap by Lap free practice 2 - Part 2, 13.05.2017

1 Jochen HAHN , IVECO TITAN / DEU															
1	1:38.469	2	1:11.242	3	1:10.408	4	1:10.231	5	1:10.581	6	1:10.379	7	1:10.194	8	1:10.514
9	1:09.729	10	1:08.986	11	1:08.594	12	1:07.974	13	1:07.298						
11 Eduardo RODRIGUES , MAN CHROME / PRT															
1	1:53.429	2	1:15.653	3	1:12.523	4	1:15.579	5	1:13.652	6	1:12.900				
14 José RODRIGUES , MAN CHROME / PRT															
1	4:53.813	2	1:12.053	3	1:16.612	4	1:28.073	5	1:11.414	6	1:10.825	7	1:09.953	8	1:09.111
9	1:08.277	10	1:07.370												
15 Erwin KLEINAGELVOORT , SCANIA CHROME / NLD															
1	1:47.103	2	1:13.523	3	1:13.203	4	1:13.965	5	1:12.851	6	1:14.614	7	1:12.466	8	1:13.537
9	1:11.224	10	1:12.102	11	1:17.552	12	1:10.169	13	1:09.302						
23 Antonio ALBACETE , MAN TITAN / ESP															
1	1:55.132	2	1:12.681	3	1:11.602	4	1:10.889	5	1:10.612	6	1:11.355	7	1:10.470	8	1:10.348
9	1:09.809	10	1:09.149	11	1:08.641	12	1:08.063	13	1:07.346						
24 Norbert KISS , MERCEDES BENZ TITAN / HUN															
1	2:01.053	2	1:12.231	3	1:11.438	4	1:11.566	5	1:10.972	6	1:10.846	7	1:10.260	8	1:12.207
9	1:09.415	10	1:08.603	11	1:08.510	12	1:07.539	13	1:06.845						
27 Gerhard KÖRBER , IVECO TITAN / DEU															
1	1:35.275	2	1:10.965	3	1:11.275	4	1:11.341	5	1:14.635	6	1:11.304	7	1:11.210	8	1:10.627
9	1:10.556	10	1:10.248	11	1:09.541	12	1:08.499	13	1:07.679						
28 Markus ALTENSTRASSER , IVECO TITAN / AUT															
1	1:39.708	2	1:11.501	3	1:11.359	4	1:11.430	5	1:11.303	6	1:11.602	7	1:11.199	8	1:10.749
9	1:10.449	10	1:09.827	11	1:09.096	12	1:08.703	13	1:07.744						
30 Sascha LENZ , MAN TITAN / DEU															
1	2:57.774	2	1:11.722	3	1:11.457	4	1:19.360	5	1:19.502	6	1:10.802	7	1:12.633	8	1:10.565
9	1:10.253	10	1:08.980	11	1:07.750	12	1:06.845								
33 Alen DRAGANOVIC , FREIGHTLINER CHROME / SVN															
1	1:42.713	2	1:13.092	3	1:12.746	4	1:11.925	5	1:12.008	6	1:12.630	pit	1:20.385	8	4:50.588
9	1:10.420	10	1:09.392												
42 Andre KURSIM , MERCEDES BENZ CHROME / DEU															
1	3:02.277	2	1:11.894	3	1:11.998	4	1:11.478	5	1:11.307	pit	1:20.280	7	3:05.937	8	1:09.398
9	1:09.144	10	1:08.363												



FIA EUROPEAN TRUCK RACE TROPHY

Red Bull Ring, length 2338 m

12.-14. MAY 2017

FIA European Truck Racing Championship

FIA-Visa.No.: 1ETRC-AUT14052017

Lap by Lap free practice 2 - Part 2, 13.05.2017

44 Stephanie HALM , MAN TITAN / DEU															
1	2:55.190	2	1:16.879	3	1:12.125	4	1:11.282	5	1:11.001	6	1:10.829	7	1:10.270	8	1:13.653
pit	1:18.668	10	1:49.005	11	1:07.491										

55 Adam LACKO , FREIGHTLINER TITAN / CZE															
1	1:41.848	2	1:11.270	3	1:10.972	4	1:10.744	pit	1:20.217	6	2:55.429	7	1:10.809	8	1:11.201
9	1:10.196	10	1:09.134	11	1:08.419	12	1:08.070								

88 Ryan SMITH , MAN TITAN / GBR															
1	2:01.904	2	1:31.298	3	1:31.984	4	1:18.587	5	1:31.073	6	1:11.661	7	1:11.091	8	1:10.113
9	1:09.715	10	1:08.777	11	1:12.362	12	1:07.337								