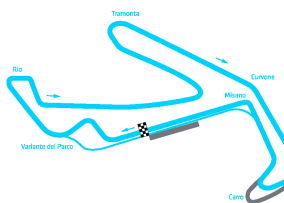


MISANO GRAND PRIX TRUCK 2018

Misano World Circuit, length 4048 m

25.-27. MAY 2018

Super Cup 2018



Lap Analysis Race 1, 27.05.2018

19 Sergio Borsini (ITA) (Alfa Romeo 147)

Theoretische Bestzeit: 1:54.574

Lap	D	Time	S1	S2	S3	Lap	D	Time	S1	S2	S3
1	1	2:09.897	39.996	46.146	43.755	7	1	1:57.353	28.320	44.606	44.427
2	1	3:24.497	34.414	1:29.184	1:20.899	8	1	2:09.455	32.024	45.472	51.959
3	1	3:01.100	49.291	1:14.913	56.896	9	1	2:23.406	36.142	55.315	51.949
4	1	1:58.165	30.183	45.644	42.338	10	1	1:57.348	29.431	45.579	42.338
5	1	1:55.496	29.005	44.444	42.047	11	1	1:56.707	29.724	44.690	42.293
6	1	1:54.846	28.592	44.373	41.881	12	1	1:57.112	29.077	44.745	43.290

29 Massimo Regni (ITA) (Porsche 997 GT3 Cup)

Theoretische Bestzeit: 1:47.714

Lap	D	Time	S1	S2	S3	Lap	D	Time	S1	S2	S3
1	1	1:59.568	34.678	42.618	42.272	7	1	1:50.107	27.901	41.188	41.018
2	1	3:26.930	37.027	1:29.371	1:20.532	8	1	2:18.515	36.512	53.443	48.560
3	1	3:01.373	48.591	1:15.648	57.134	9	1	2:27.132	32.795	52.061	1:02.276
4	1	1:51.623	29.481	42.377	39.765	10	1	1:54.631	31.035	43.303	40.293
5	1	1:49.729	28.528	41.782	39.419	11	1	1:48.310	28.079	41.306	38.925
6	1	1:48.709	28.351	41.138	39.220	12	1	1:49.735	28.329	40.888	40.518

30 Tiziano Frazza (ITA) Marco Maranelli (Jaguar S-Type)

Theoretische Bestzeit: 1:52.166

Lap	D	Time	S1	S2	S3	Lap	D	Time	S1	S2	S3
1	1	2:10.637	39.398	48.267	42.972	6	1	1:53.069	29.462	42.867	40.740
2	1	3:24.374	35.175	1:28.519	1:20.680	7	1	6:21.121	28.736	46.050	
3	1	3:00.824	49.988	1:14.462	56.374	8	1	2:25.534	52.457	47.358	45.719
4	1	1:54.697	29.456	43.600	41.641	9	1	2:06.323	29.694	48.285	48.344
5	1	1:53.388	29.350	42.690	41.348	10	1	2:01.098	30.043	44.494	46.561

31 Pierluigi Nebuloni (ITA) (Porsche Cayman)

Theoretische Bestzeit: 1:53.142

Lap	D	Time	S1	S2	S3	Lap	D	Time	S1	S2	S3
1	1	2:07.440	37.643	46.405	43.392	7	1	2:00.563	29.242	43.601	47.720
2	1	3:23.946	34.682	1:28.287	1:20.977	8	1	2:11.781	32.073	47.264	52.444
3	1	3:01.737	49.596	1:14.986	57.155	9	1	2:23.720	35.774	55.172	52.774
4	1	1:56.491	29.755	44.859	41.877	10	1	1:55.317	30.125	44.110	41.082
5	1	1:53.726	29.047	43.547	41.132	11	1	1:54.838	28.962	44.011	41.865
6	1	1:53.688	28.967	43.338	41.383	12	1	1:54.729	28.847	43.213	42.669

32 Patrick Daniel Bellezza (ITA) (Porsche Cayman)

Theoretische Bestzeit: 1:52.254

Lap	D	Time	S1	S2	S3	Lap	D	Time	S1	S2	S3
1	1	2:09.819	40.155	46.326	43.338	7	1	2:00.358	28.957	44.013	47.388
2	1	3:24.122	34.162	1:28.525	1:21.435	8	1	2:11.629	32.194	47.220	52.215
3	1	3:00.342	48.796	1:15.215	56.331	9	1	2:23.628	35.835	55.373	52.420
4	1	1:55.869	30.128	44.364	41.377	10	1	1:53.941	29.524	44.024	40.393
5	1	1:53.584	28.865	43.629	41.090	11	1	1:54.796	29.561	44.389	40.846
6	1	1:53.982	28.867	44.414	40.701	12	1	1:53.338	28.548	43.313	41.477

33 Luigia Martina Del Castello (ITA) (Chevrolet Lumina)

Theoretische Bestzeit: 1:44.288

Lap	D	Time	S1	S2	S3	Lap	D	Time	S1	S2	S3
1	1	1:52.820	32.364	41.388	39.068	7	1	1:46.008	27.244	40.186	38.578
2	1	3:30.862	40.182	1:29.618	1:21.062	8	1	2:21.731	27.018	55.554	59.159
3	1	3:02.546	47.525	1:16.425	58.596	9	1	2:38.324	36.230	54.030	1:08.064
4	1	1:46.032	27.842	40.440	37.750	10	1	1:46.385	29.045	40.053	37.287
5	1	1:45.021	27.224	40.298	37.499	11	1	1:47.438	27.550	40.016	39.872
6	1	1:44.368	26.985	40.083	37.300	12	1	1:46.521	28.336	40.295	37.890

34 Massimo Pigoli (ITA) (Porsche 997 Cup)

Theoretische Bestzeit: 1:41.059

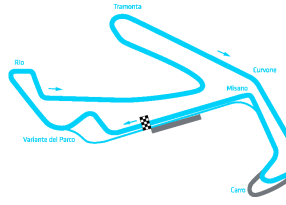
Lap	D	Time	S1	S2	S3	Lap	D	Time	S1	S2	S3
1	1	1:49.629	30.254	39.750	39.625	7	1	1:43.371	26.068	39.204	38.099
2	1	3:30.402	40.554	1:28.641	1:21.207	8	1	2:09.293	25.861	55.583	47.849
3	1	3:04.807	47.090	1:16.913	1:00.804	9	1	2:59.031	31.680	1:09.589	1:17.762
4	1	1:42.491	26.667	39.270	36.554	10	1	1:41.731	26.148	38.865	36.718
5	1	1:41.858	26.300	39.149	36.409	11	1	1:42.528	27.032	39.163	36.333
6	1	1:41.737	25.911	38.980	36.846	12	1	1:43.106	25.971	39.089	38.046

MISANO GRAND PRIX TRUCK 2018

Misano World Circuit, length 4048 m

25.-27. MAY 2018

Super Cup 2018



Lap Analysis Race 1, 27.05.2018

35 Alessandro Nervi (ITA) (Porsche 997 3.6)

Theoretische Bestzeit: 1:47.599

Lap	D	Time	S1	S2	S3	Lap	D	Time	S1	S2	S3
1	1	1:58.792	33.830	41.950	43.012	7	1	1:49.399	27.917	41.037	40.445
2	1	3:26.728	35.827	1:30.206	1:20.695	8	1	2:18.146	34.169	55.151	48.826
3	1	3:01.986	47.218	1:16.450	58.318	9	1	2:29.173	33.463	52.381	1:03.329
4	1	1:50.496	28.739	41.514	40.243	10	1	1:55.713	31.818	43.383	40.512
5	1	1:49.568	28.345	41.369	39.854	11	1	1:47.840	27.777	40.994	39.069
6	1	1:49.463	28.447	41.194	39.822	12	1	1:50.200	28.215	40.753	41.232

36 Andrii Iefimenko (UKR) (Porsche 991)

Theoretische Bestzeit: 1:41.893

Lap	D	Time	S1	S2	S3	Lap	D	Time	S1	S2	S3
1	1	1:50.259	30.888	40.468	38.903	7	1	1:43.493	26.692	38.973	37.828
2	1	3:31.368	41.059	1:28.367	1:21.942	8	1	2:06.307	26.484	52.586	47.237
3	1	3:03.449	46.830	1:17.167	59.452	9	1	2:59.013	33.313	1:08.546	1:17.154
4	1	1:43.717	27.085	39.432	37.200	10	1	1:42.757	26.614	39.311	36.832
5	1	1:42.626	26.577	39.084	36.965	11	1	1:45.353	27.632	40.940	36.781
6	1	1:42.730	26.529	39.282	36.919	12	1	1:42.989	26.139	39.007	37.843

37 Roberto Del Castello (ITA) (Cadillac CTS-V)

Theoretische Bestzeit: 1:44.324

Lap	D	Time	S1	S2	S3	Lap	D	Time	S1	S2	S3
1	1	2:23.109	50.257	45.000	47.852	7	1	1:46.475	27.294	39.706	39.475
2	1	3:24.810	38.409	1:23.167	1:23.234	8	1	2:11.874	34.040	49.014	48.820
3	1	2:58.202	50.201	1:14.829	53.172	9	1	2:24.733	32.278	52.046	1:00.409
4	1	1:48.732	29.153	41.373	38.206	10	1	1:49.994	30.797	41.256	37.941
5	1	1:45.032	27.360	40.188	37.484	11	1	1:45.550	27.458	40.332	37.760
6	1	1:51.427	27.134	39.993	44.300	12	1	1:47.193	27.488	40.178	39.527

38 Lucio Cosimo Giofrè (ITA) (Porsche 991)

Theoretische Bestzeit: 1:41.960

Lap	D	Time	S1	S2	S3	Lap	D	Time	S1	S2	S3
1	1	1:50.905	31.792	40.541	38.572	7	1	2:48.262	26.616	39.804	1:41.842
2	1	3:31.703	41.176	1:29.141	1:21.386	8	1	2:08.595	31.692	45.432	51.471
3	1	3:02.759	46.865	1:17.053	58.841	9	1	2:22.844	36.191	55.407	51.246
4	1	1:44.567	27.748	39.607	37.212	10	1	1:50.252	29.768	41.292	39.192
5	1	1:42.585	26.569	39.203	36.813	11	1	1:45.659	26.899	39.170	39.590
6	1	1:42.604	26.237	38.910	37.457	12	1	1:43.669	26.507	39.087	38.075

42 Mario Alessandro Cagliani (ITA) (Porsche 997 Cup)

Theoretische Bestzeit: 1:47.292

Lap	D	Time	S1	S2	S3	Lap	D	Time	S1	S2	S3
1	1	2:00.738	36.267	42.594	41.877	7	1	1:51.475	27.739	42.239	41.497
2	1	3:27.653	37.725	1:29.169	1:20.759	8	1	2:18.174	36.043	53.537	48.594
3	1	3:00.962	48.698	1:16.041	56.223	9	1	2:26.600	32.860	52.033	1:01.707
4	1	1:50.568	28.875	42.120	39.573	10	1	1:49.924	29.362	41.915	38.647
5	1	1:48.220	27.692	41.427	39.101	11	1	1:48.842	27.476	42.022	39.344
6	1	1:49.492	28.279	41.169	40.044	12	1	1:50.101	27.638	41.645	40.818

44 Alessandro Bettini (ITA) Mauro Cesari (Seat Leon SC)

Theoretische Bestzeit: 1:50.014

Lap	D	Time	S1	S2	S3	Lap	D	Time	S1	S2	S3
1	1	2:01.206	35.067	43.670	42.469	7	1	1:52.594	28.134	42.335	42.125
2	1	3:29.076	39.371	1:28.424	1:21.281	8	1	2:11.672	30.459	52.292	48.921
3	1	3:00.449	49.499	1:15.281	55.669	9	1	2:25.524	32.382	51.592	1:01.550
4	1	1:52.345	28.327	42.813	41.205	10	1	1:57.034	31.278	44.984	40.772
5	1	1:50.334	27.949	42.368	40.017	11	1	1:50.110	27.707	42.351	40.052
6	1	1:51.228	28.462	42.290	40.476	12	1	1:50.256	27.779	42.439	40.038

45 Enrico Battaglia (ITA) (BMW M3 E46)

Theoretische Bestzeit: 1:49.710

Lap	D	Time	S1	S2	S3	Lap	D	Time	S1	S2	S3
1	1	2:00.847	35.960	43.630	41.257	7	1	1:50.417	27.738	42.459	40.220
2	1	3:28.115	38.042	1:29.205	1:20.868	8	1	2:11.305	33.360	49.039	48.906
3	1	3:01.218	48.805	1:16.307	56.106	9	1	2:25.350	32.228	51.834	1:01.288
4	1	1:54.867	28.248	42.532	44.087	10	1	1:54.754	30.438	43.980	40.336
5	1	1:51.430	28.224	43.469	39.737	11	1	1:50.863	27.514	43.195	40.154
6	1	1:51.840	27.697	43.493	40.650	12	1	1:50.109	27.556	42.664	39.889

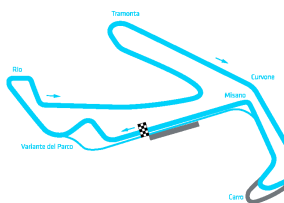
MISANO GRAND PRIX TRUCK 2018

Misano World Circuit, length 4048 m

25.-27. MAY 2018

Super Cup 2018

Lap Analysis Race 1, 27.05.2018

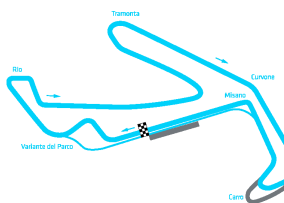


MISANO GRAND PRIX TRUCK 2018

Misano World Circuit, length 4048 m

25.-27. MAY 2018

Super Cup 2018



Lap Analysis Race 1, 27.05.2018

46 Andrea Argenti (ITA) (Opel Astra TCR)

Theoretische Bestzeit: 1:45.966

Lap	D	Time	S1	S2	S3	Lap	D	Time	S1	S2	S3
1	1	1:53.655	32.810	41.887	38.958	7	1	1:47.038	27.230	40.939	38.869
2	1	3:31.327	40.505	1:29.999	1:20.823	8	1	2:17.058	27.037	50.466	59.555
3	1	3:02.334	46.835	1:16.508	58.991	9	1	2:37.928	36.253	53.915	1:07.760
4	1	1:47.437	27.189	41.842	38.406	10	1	1:48.028	28.523	41.203	38.302
5	1	1:46.048	26.833	40.926	38.289	11	1	1:48.467	27.449	41.648	39.370
6	1	1:46.195	26.978	41.010	38.207	12	1	1:49.494	28.523	42.208	38.763

48 Filippo Maria Zanin (ITA) Francesco Savoia (Seat Leon TCR)

Theoretische Bestzeit: 1:45.957

Lap	D	Time	S1	S2	S3	Lap	D	Time	S1	S2	S3
1	1	2:00.089	35.417	42.573	42.099	7	1	1:46.542	26.637	41.147	38.758
2	1	3:27.367	37.563	1:28.997	1:20.807	8	1	2:12.810	29.205	52.592	51.013
3	1	3:01.024	48.751	1:15.837	56.436	9	1	2:37.678	36.539	53.592	1:07.547
4	1	1:50.187	28.205	41.793	40.189	10	1	1:48.640	29.000	41.354	38.286
5	1	1:48.684	27.912	41.962	38.810	11	1	1:46.391	26.839	41.082	38.470
6	1	1:46.401	26.982	41.181	38.238	12	1	1:49.802	28.526	42.438	38.838

76 Luigi Gallo (ITA) Stefano Bosi (Mini Cooper S)

Theoretische Bestzeit: 2:10.090

Lap	D	Time	S1	S2	S3	Lap	D	Time	S1	S2	S3
1	1	2:14.290	41.353	48.470	44.467	3	1	2:59.069	49.520	1:13.937	55.612
2	1	3:24.893	37.153	1:25.755	1:21.985						

77 Fausto Flavi (ITA) (Mini Cooper S)

Theoretische Bestzeit: 2:00.414

Lap	D	Time	S1	S2	S3	Lap	D	Time	S1	S2	S3
1	1	2:21.527	43.334	48.976	49.217	7	1	2:17.803	43.367	48.465	45.971
2	1	3:23.901	37.575	1:23.827	1:22.499	8	1	2:24.619	34.818	57.193	52.608
3	1	2:59.127	50.008	1:14.584	54.535	9	1	2:30.983	37.919	56.185	56.879
4	1	2:02.356	30.348	46.795	45.213	10	1	2:02.846	31.661	46.673	44.512
5	1	2:00.788	30.506	46.520	43.762	11	1	2:03.309	30.559	47.660	45.090
6	1	2:00.795	30.377	46.304	44.114						

91 Anton Polianychko (UKR) Paulo Kopylets (Ford Fiesta 1,6)

Theoretische Bestzeit: 2:02.710

Lap	D	Time	S1	S2	S3	Lap	D	Time	S1	S2	S3
1	1	9:00.068	6:52.382	1:14.424	53.262	6	1	2:39.371	32.832	50.066	1:16.473
2	1	2:07.209	31.429	48.580	47.200	7	1	2:05.847	32.230	47.202	46.415
3	1	2:04.837	30.224	47.685	46.928	8	1	2:03.066	30.036	47.102	45.928
4	1	2:04.871	30.019	47.056	47.796	9	1	2:04.171	29.726	48.441	46.004
5	1	2:29.720	30.844	59.705	59.171						

92 Pierluigi Sturla (ITA) Marco Tibiletti (Honda Civic)

Theoretische Bestzeit: 2:05.699

Lap	D	Time	S1	S2	S3	Lap	D	Time	S1	S2	S3
1	1	2:24.231	45.220	50.617	48.394	7	1	2:27.134	31.450	56.434	59.250
2	1	3:26.116	41.690	1:20.876	1:23.550	8	1	2:39.455	36.370	54.221	1:08.864
3	1	3:02.283	50.347	1:15.092	56.844	9	1	2:14.042	34.595	53.646	45.801
4	1	2:09.797	32.327	51.211	46.259	10	1	2:10.304	32.645	50.123	47.536
5	1	2:10.691	31.525	50.638	48.528	11	1	2:08.855	31.486	49.599	47.770
6	1	2:07.794	32.104	48.448	47.242						

94 Gianfranco Billo (ITA) (Peugeot 206 RC)

Theoretische Bestzeit: 1:58.309

Lap	D	Time	S1	S2	S3	Lap	D	Time	S1	S2	S3
1	1	2:19.477	41.182	53.613	44.682	7	1	1:59.403	29.801	45.603	43.999
2	1	3:25.193	38.818	1:23.650	1:22.725	8	1	2:10.416	36.240	47.696	46.480
3	1	2:58.596	49.657	1:14.604	54.335	9	1	2:04.299	31.303	48.009	44.987
4	1	2:00.726	30.709	46.755	43.262	10	1	2:00.211	30.591	46.642	42.978
5	1	2:01.578	30.362	47.755	43.461	11	1	1:59.592	29.735	46.631	43.226
6	1	1:58.833	29.816	45.596	43.421	12	1	2:02.041	30.795	46.965	44.281

95 Alessandro Bonacini (ITA) Michele Febbraro (Honda Civic)

Theoretische Bestzeit: 1:59.124

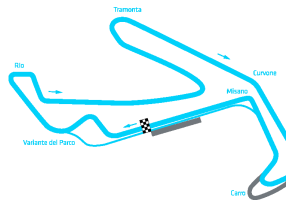
Lap	D	Time	S1	S2	S3	Lap	D	Time	S1	S2	S3
1	1	2:14.141	40.209	47.433	46.499	7	1	2:15.499	30.692	47.055	57.752

MISANO GRAND PRIX TRUCK 2018

Misano World Circuit, length 4048 m

25.-27. MAY 2018

Super Cup 2018



Lap Analysis Race 1, 27.05.2018

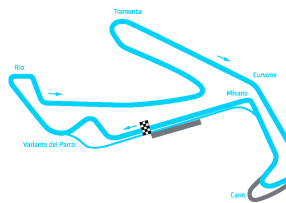
Lap	D	Time	S1	S2	S3	Lap	D	Time	S1	S2	S3
2	1	3:22.141	33.818	1:27.213	1:21.110	8	1	2:19.789	36.326	52.000	51.463
3	1	3:00.320	50.003	1:14.038	56.279	9	1	2:04.693	31.942	47.941	44.810
4	1	1:59.223	30.126	45.603	43.494	10	1	2:01.487	30.044	46.598	44.845
5	1	2:01.001	30.290	46.930	43.781	11	1	2:02.084	30.835	47.134	44.115
6	1	2:00.908	30.381	47.050	43.477	12	1	2:02.278	30.781	47.306	44.191

MISANO GRAND PRIX TRUCK 2018

Misano World Circuit, length 4048 m

25.-27. MAY 2018

Super Cup 2018



Lap Analysis Race 1, 27.05.2018

96 Gabriele Ceteroni (ITA) Andrea Ruani (Citroen Saxo)						Theoretische Bestzeit: 2:02.662					
Lap	D	Time	S1	S2	S3	Lap	D	Time	S1	S2	S3
1	1	2:23.363	44.196	50.592	48.575	7	1	2:05.112	30.240	49.648	45.224
2	1	3:25.270	38.515	1:23.459	1:23.296	8	1	2:22.942	33.177	57.033	52.732
3	1	3:03.401	50.218	1:15.948	57.235	9	1	2:31.372	37.652	56.286	57.434
4	1	2:04.429	31.715	47.588	45.126	10	1	2:04.932	32.160	47.586	45.186
5	1	2:03.447	30.580	47.842	45.025	11	1	2:02.774	30.326	47.445	45.003
6	1	2:03.750	30.575	47.419	45.756						

112 Andrea Bonifazi (ITA) (Citroen Saxo)						Theoretische Bestzeit: 2:06.735					
Lap	D	Time	S1	S2	S3	Lap	D	Time	S1	S2	S3
1	1	2:28.862	47.877	52.981	48.004	7	1	2:28.694	31.633	57.960	59.101
2	1	3:25.632	40.274	1:20.772	1:24.586	8	1	2:39.657	36.506	53.593	1:09.558
3	1	3:01.240	50.731	1:15.020	55.489	9	1	2:11.008	33.623	51.302	46.083
4	1	2:08.018	31.383	49.830	46.805	10	1	2:09.188	31.324	50.065	47.799
5	1	2:07.446	31.532	49.351	46.563	11	1	2:12.346	33.245	51.090	48.011
6	1	2:07.558	31.301	49.756	46.501						

115 Ivan Fabris (ITA) Pietro Fabris (Citroen Saxo)						Theoretische Bestzeit: 2:05.994					
Lap	D	Time	S1	S2	S3	Lap	D	Time	S1	S2	S3
1	1	2:26.092	47.132	50.596	48.364	7	1	2:29.216	31.327	58.762	59.127
2	1	3:25.082	40.328	1:20.796	1:23.958	8	1	2:39.684	34.832	51.221	1:13.631
3	1	3:02.222	50.693	1:15.149	56.380	9	1	2:08.808	31.927	49.424	47.457
4	1	2:08.322	31.567	50.033	46.722	10	1	2:06.258	30.838	49.181	46.239
5	1	2:06.109	30.932	49.006	46.171	11	1	2:08.918	32.047	49.794	47.077
6	1	2:10.019	31.462	48.985	49.572						

126 Tonino Scocco (ITA) (Peugeot 106 1.3)						Theoretische Bestzeit: 2:07.507					
Lap	D	Time	S1	S2	S3	Lap	D	Time	S1	S2	S3
1	1	2:26.822	48.343	51.431	47.048	7	1	2:27.557	31.642	56.361	59.554
2	1	3:25.829	40.274	1:21.091	1:24.464	8	1	2:38.532	36.014	54.197	1:08.321
3	1	3:01.410	50.148	1:15.609	55.653	9	1	2:10.334	32.827	51.232	46.275
4	1	2:09.344	31.592	50.898	46.854	10	1	2:09.634	31.241	50.090	48.303
5	1	2:09.467	32.258	49.991	47.218	11	1	2:12.946	32.218	51.729	48.999
6	1	2:09.838	31.605	50.915	47.318						

127 Fabrizio Caprioni (ITA) (Peugeot 106 Rally)						Theoretische Bestzeit: 2:11.990					
Lap	D	Time	S1	S2	S3	Lap	D	Time	S1	S2	S3
1	1	2:30.400	49.435	52.452	48.513	7	1	2:16.236	33.004	52.338	50.894
2	1	3:24.716	39.628	1:20.376	1:24.712	8	1	2:38.719	36.464	53.930	1:08.325
3	1	3:01.759	51.054	1:15.550	55.155	9	1	2:14.218	33.547	52.131	48.540
4	1	2:13.775	33.736	52.259	47.780	10	1	2:12.754	32.733	52.109	47.912
5	1	2:12.623	32.886	51.863	47.874	11	1	2:13.218	32.505	51.927	48.786
6	1	2:12.702	32.347	52.436	47.919						

129 Fausto Amendolagine (ITA) (Peugeot 106 1.3)						Theoretische Bestzeit: 2:08.021					
Lap	D	Time	S1	S2	S3	Lap	D	Time	S1	S2	S3
1	1	2:32.775	48.498	50.751	53.526	7	1	2:18.136	32.154	51.789	54.193
2	1	3:23.763	38.280	1:20.684	1:24.799	8	1	2:38.449	36.437	53.978	1:08.034
3	1	3:00.599	50.045	1:15.860	54.694	9	1	2:15.431	32.855	53.850	48.726
4	1	2:13.237	32.382	50.015	50.840	10	1	2:11.651	32.630	51.797	47.224
5	1	2:11.778	32.340	51.265	48.173	11	1	2:08.724	31.673	50.718	46.333
6	1	2:11.377	32.159	51.011	48.207						

130 Luca Re (ITA) Matteo Sbei (Peugeot 106 Rally)						Theoretische Bestzeit: 2:14.428					
Lap	D	Time	S1	S2	S3	Lap	D	Time	S1	S2	S3
1	1	2:33.267	50.339	53.739	49.189	7	1	2:18.022	34.090	55.185	48.747
2	1	3:23.848	39.468	1:19.362	1:25.018	8	1	2:29.520	33.211	52.723	1:03.586
3	1	3:01.190	50.285	1:15.525	55.380	9	1	2:20.149	36.038	53.016	51.095
4	1	2:15.000	33.101	52.899	49.000	10	1	2:16.662	33.777	53.534	49.351
5	1	2:17.361	32.984	54.614	49.763	11	1	2:21.385	34.545	57.990	48.850
6	1	2:15.396	33.162	53.513	48.721						

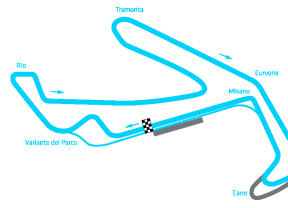
MISANO GRAND PRIX TRUCK 2018

Misano World Circuit, length 4048 m

25.-27. MAY 2018

Super Cup 2018

Lap Analysis Race 1, 27.05.2018

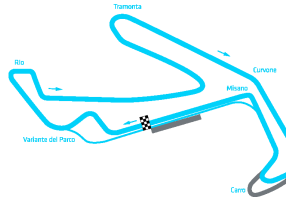


MISANO GRAND PRIX TRUCK 2018

Misano World Circuit, length 4048 m

25.-27. MAY 2018

Super Cup 2018



Lap Analysis Race 1, 27.05.2018

131 Alessandro Malavolta (ITA) (Peugeot 106)

Theoretische Bestzeit: 2:08.959

Lap	D	Time	S1	S2	S3	Lap	D	Time	S1	S2	S3
1	1	2:28.087	48.714	51.776	47.597	7	1	2:14.021	34.181	51.577	48.263
2	1	3:25.312	39.780	1:21.475	1:24.057	8	1	2:35.552	33.439	53.550	1:08.563
3	1	3:01.283	49.970	1:15.796	55.517	9	1	2:12.585	32.815	51.917	47.853
4	1	2:10.171	31.629	51.364	47.178	10	1	2:10.831	31.678	51.318	47.835
5	1	2:26.978	31.721	50.217	1:05.040	11	1	2:09.666	31.564	50.835	47.267
6	1	2:11.069	32.481	50.947	47.641						

141 Samuele Martinelli (ITA) Emidio Luzi (Renault Clio Rs Cup)

Theoretische Bestzeit: 1:57.637

Lap	D	Time	S1	S2	S3	Lap	D	Time	S1	S2	S3
1	1	2:15.094	41.979	48.799	44.316	7	1	2:12.863	29.928	45.775	57.160
2	1	3:24.966	40.058	1:22.708	1:22.200	8	1	2:30.174	37.257	56.418	56.499
3	1	3:00.322	50.191	1:15.899	54.232	9	1	2:30.455	36.453	57.671	56.331
4	1	2:01.363	30.535	46.443	44.385	10	1	2:00.406	31.137	45.820	43.449
5	1	1:58.049	29.589	45.902	42.558	11	1	2:00.439	30.249	45.733	44.457
6	1	2:05.610	29.346	45.789	50.475						

142 Andrea Giani (ITA) Gianluca Dragani (Renault Clio Rs Cup)

Theoretische Bestzeit: 1:57.622

Lap	D	Time	S1	S2	S3	Lap	D	Time	S1	S2	S3
1	1	2:16.719	42.220	49.639	44.860	7	1	2:09.460	29.350	45.522	54.588
2	1	3:25.412	39.828	1:23.544	1:22.040	8	1	2:20.054	35.954	52.821	51.279
3	1	2:59.306	49.660	1:15.751	53.895	9	1	2:05.200	32.150	47.338	45.712
4	1	2:02.217	31.046	47.388	43.783	10	1	1:58.611	29.434	45.656	43.521
5	1	2:02.359	30.501	47.639	44.219	11	1	1:59.122	29.162	46.424	43.536
6	1	1:59.235	30.638	45.474	43.123	12	1	1:59.512	30.714	45.812	42.986

143 Fabrizio Paolo Tablò (ITA) (Renault Clio Rs Cup)

Theoretische Bestzeit: 1:56.845

Lap	D	Time	S1	S2	S3	Lap	D	Time	S1	S2	S3
1	1	2:13.692	41.029	48.493	44.170	7	1	1:59.033	29.163	46.155	43.715
2	1	3:23.948	37.279	1:25.675	1:20.994	8	1	2:11.047	34.869	50.131	46.047
3	1	3:00.100	49.727	1:14.525	55.848	9	1	2:14.203	32.063	50.535	51.605
4	1	1:59.432	30.709	45.957	42.766	10	1	1:59.422	30.932	45.960	42.530
5	1	1:57.219	29.420	45.486	42.313	11	1	1:59.131	29.552	45.528	44.051
6	1	1:57.422	29.083	45.686	42.653	12	1	2:00.220	29.046	48.175	42.999

144 Bastrychev Kyrlyo (UKR) Alberto Rizzo (Renault Clio Rs Cup)

Theoretische Bestzeit: 1:58.877

Lap	D	Time	S1	S2	S3	Lap	D	Time	S1	S2	S3
1	1	2:16.812	42.550	49.265	44.997	7	1	2:11.539	29.279	46.287	55.973
2	1	3:25.930	40.262	1:23.540	1:22.128	8	1	2:29.926	37.097	56.128	56.701
3	1	2:59.004	50.011	1:15.272	53.721	9	1	2:30.187	36.689	57.372	56.126
4	1	2:04.179	31.275	48.476	44.428	10	1	2:00.523	30.357	46.205	43.961
5	1	2:01.108	29.840	47.479	43.789	11	1	2:00.198	30.600	46.134	43.464
6	1	2:00.539	30.378	46.663	43.498						

145 Massimo Billo (ITA) (Renault Clio Rs Cup)

Theoretische Bestzeit: 1:57.886

Lap	D	Time	S1	S2	S3	Lap	D	Time	S1	S2	S3
1	1	2:12.551	40.770	48.469	43.312	7	1	2:14.587	29.182	46.147	59.258
2	1	3:24.458	36.347	1:27.013	1:21.098	8	1	2:32.091	36.295	51.317	
3	1	3:00.693	49.781	1:14.585	56.327	9	1	2:38.508	44.875	56.105	57.528
4	1	2:02.529	31.352	47.298	43.879	10	1	2:02.281	32.755	46.682	42.844
5	1	1:59.026	29.276	46.878	42.872	11	1	1:59.936	30.002	46.110	43.824
6	1	1:58.979	28.932	46.467	43.580						

147 Andrea Dalla Bona (ITA) (Renault Clio Rs Cup)

Theoretische Bestzeit: 1:57.602

Lap	D	Time	S1	S2	S3	Lap	D	Time	S1	S2	S3
1	1	2:15.915	41.537	49.575	44.803	7	1	2:13.151	29.934	46.182	57.035
2	1	3:25.360	39.991	1:22.726	1:22.643	8	1	2:20.160	36.080	52.279	51.801
3	1	2:59.480	49.640	1:15.731	54.109	9	1	2:04.737	31.859	47.512	45.366
4	1	2:01.876	31.635	46.832	43.409	10	1	1:58.852	29.812	45.624	43.416
5	1	1:58.211	29.442	45.439	43.330	11	1	2:00.020	29.501	46.701	43.818
6	1	2:00.044	29.429	45.235	45.380	12	1	1:58.706	29.947	45.821	42.938

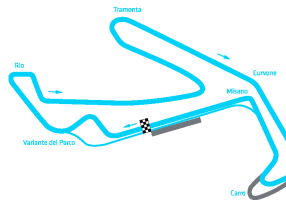
MISANO GRAND PRIX TRUCK 2018

Misano World Circuit, length 4048 m

25.-27. MAY 2018

Super Cup 2018

Lap Analysis Race 1, 27.05.2018

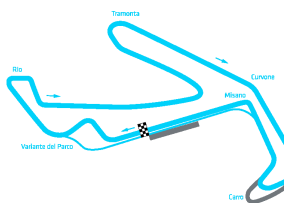


MISANO GRAND PRIX TRUCK 2018

Misano World Circuit, length 4048 m

25.-27. MAY 2018

Super Cup 2018



Lap Analysis Race 1, 27.05.2018

149 Massimo Massaro (ITA) (Renault Clio Rs Cup)

Theoretische Bestzeit: 1:59.081

Lap	D	Time	S1	S2	S3	Lap	D	Time	S1	S2	S3
1	1	2:22.783	46.653	48.467	47.663	6	1	1:59.420	29.312	46.142	43.966
2	1	3:24.180	38.027	1:23.236	1:22.917	7	1	2:11.269	30.336	46.800	54.133
3	1	2:59.760	50.293	1:14.249	55.218	8	1	4:58.968	3:06.119	57.159	55.690
4	1	2:01.825	30.712	46.907	44.206	9	1	2:01.570	31.502	46.419	43.649
5	1	2:01.008	29.829	46.826	44.353	10	1	2:01.429	29.977	47.825	43.627

163 Marcello Gunnella (ITA) (Mitjet)

Theoretische Bestzeit: 1:59.476

Lap	D	Time	S1	S2	S3	Lap	D	Time	S1	S2	S3
1	1	2:23.062	46.703	48.025	48.334	7	1	2:09.917	30.177	47.100	52.640
2	1	3:26.356	41.678	1:21.272	1:23.406	8	1	2:27.514	37.440	56.883	53.191
3	1	3:02.450	50.380	1:15.448	56.622	9	1	2:29.777	37.777	56.298	55.702
4	1	2:01.238	30.677	46.358	44.203	10	1	2:02.946	32.792	46.873	43.281
5	1	2:00.092	30.160	46.234	43.698	11	1	1:59.819	30.275	46.183	43.361
6	1	1:59.783	30.012	46.372	43.399						

165 Nicolò Pezzuto (ITA) (Mitjet)

Theoretische Bestzeit: 1:55.155

Lap	D	Time	S1	S2	S3	Lap	D	Time	S1	S2	S3
1	1	2:07.218	39.093	45.918	42.207	7	1	1:58.798	29.093	44.415	45.290
2	1	3:24.852	35.354	1:28.391	1:21.107	8	1	2:09.337	32.159	45.785	51.393
3	1	3:01.362	49.357	1:15.038	56.967	9	1	2:23.269	36.171	55.265	51.833
4	1	1:58.799	30.009	45.223	43.567	10	1	1:56.606	29.620	44.844	42.142
5	1	1:55.226	29.126	44.453	41.647	11	1	1:56.811	29.355	44.924	42.532
6	1	1:55.611	29.175	44.432	42.004	12	1	1:56.819	29.155	44.778	42.886

166 Angelo Pucci Grossi (ITA) (Mitjet)

Theoretische Bestzeit: 1:54.607

Lap	D	Time	S1	S2	S3	Lap	D	Time	S1	S2	S3
1	1	2:07.810	39.395	46.117	42.298	7	1	1:59.064	29.355	44.903	44.806
2	1	3:25.348	35.220	1:28.654	1:21.474	8	1	2:09.280	30.295	46.761	52.224
3	1	3:00.536	48.935	1:15.086	56.515	9	1	2:23.309	36.105	55.234	51.970
4	1	1:57.768	30.142	45.239	42.387	10	1	1:56.159	29.875	45.162	41.122
5	1	1:55.019	29.247	44.487	41.285	11	1	1:56.262	28.998	45.133	42.131
6	1	1:55.268	29.038	44.826	41.404	12	1	1:55.514	29.128	44.600	41.786

170 Eliseo Cruciani (ITA) (Citroen Saxo 1.6)

Theoretische Bestzeit: 2:00.593

Lap	D	Time	S1	S2	S3	Lap	D	Time	S1	S2	S3
1	1	2:21.966	45.568	48.761	47.637	7	1	2:11.046	30.136	47.303	53.607
2	1	3:23.898	37.920	1:23.277	1:22.701	8	1	2:28.152	37.161	57.883	53.108
3	1	2:59.170	50.483	1:14.234	54.453	9	1	2:29.784	37.514	56.479	55.791
4	1	2:02.404	30.947	47.345	44.112	10	1	2:04.327	32.981	47.227	44.119
5	1	2:01.920	30.385	47.972	43.563	11	1	2:00.721	29.803	47.279	43.639
6	1	2:01.269	30.169	47.362	43.738						

171 Fabrizio Massaini (ITA) Giorgio Massaini (Citroen Saxo)

Theoretische Bestzeit: 2:19.903

Lap	D	Time	S1	S2	S3	Lap	D	Time	S1	S2	S3
1	1	2:37.521	51.356	54.578	51.587	6	1	2:21.338	34.421	55.329	51.588
2	1	3:20.017	36.191	1:18.667	1:25.159	7	1	2:24.649	35.089	55.151	54.409
3	1	3:02.803	50.630	1:16.166	56.007	8	1	2:24.459	35.753	55.291	53.415
4	1	2:20.375	34.893	54.131	51.351	9	1	2:25.674	38.857	54.631	52.186
5	1	2:21.895	34.781	54.868	52.246	10	1	2:23.667	35.631	55.258	52.778

172 Pier Alberto Maffia (ITA) Mario Benvenuti (Peugeot 106 Rally)

Theoretische Bestzeit: 2:28.767

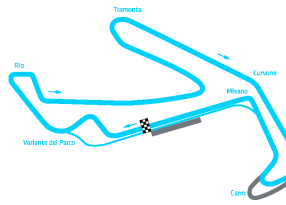
Lap	D	Time	S1	S2	S3	Lap	D	Time	S1	S2	S3
1	1	2:56.925	56.600	1:00.282	1:00.043	6	1	2:41.369	39.087	56.822	1:05.460
2	1	3:02.647	39.124	59.853	1:23.670	7	1	2:30.318	38.036	56.574	55.708
3	1	3:06.052	51.361	1:15.109	59.582	8	1	2:31.167	36.933	57.669	56.565
4	1	2:30.148	36.777	56.565	56.806	9	1	2:39.936	43.891	1:00.620	55.425
5	1	2:39.859	37.667	1:00.541	1:01.651	10	1	2:35.181	38.076	59.362	57.743

MISANO GRAND PRIX TRUCK 2018

Misano World Circuit, length 4048 m

25.-27. MAY 2018

Super Cup 2018



Lap Analysis Race 1, 27.05.2018

176 Pino Severino (ITA) (Renault Clio 1,6)

Theoretische Bestzeit: 2:00.145

Lap	D	Time	S1	S2	S3	Lap	D	Time	S1	S2	S3
1	1	2:18.946	46.087	48.273	44.586	5	1	2:01.042	29.426	47.532	44.084
2	1	3:24.715	38.603	1:23.852	1:22.260	6	1	2:03.352	30.665	49.008	43.679
3	1	2:59.422	49.918	1:14.927	54.577	7	1	2:37.586	29.838	1:18.467	49.281
4	1	2:02.254	30.141	47.040	45.073	8	1	2:14.215	31.135	54.466	48.614