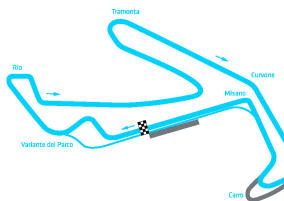


MISANO GRAND PRIX TRUCK 2018

Misano World Circuit, length 4048 m

25.-27. MAY 2018

Super Cup 2018



Lap Analysis free practice 2, 26.05.2018

18 Arturo Pucciarelli (ITA) (Alfa Romeo 147 2.0)

Theoretische Bestzeit: 1:52.859

Lap	D	Time	S1	S2	S3	Lap	D	Time	S1	S2	S3
1	1	6:54.201		1:01.442	49.520	4	1	1:53.413	28.413	43.997	41.003
2	1	2:00.021	30.775	46.486	42.760	5	1	1:54.790	27.859	44.542	42.389
3	1	1:56.394	28.938	44.142	43.314						

19 Sergio Borsini (ITA) (Alfa Romeo 147)

Theoretische Bestzeit: 1:58.116

Lap	D	Time	S1	S2	S3	Lap	D	Time	S1	S2	S3
1	1	7:00.388		56.917	55.009	5	1	2:00.621	29.683	46.928	44.010
2	1	2:03.382	31.565	47.386	44.431	6	1	1:59.301	29.464	45.511	44.326
3	1	1:59.365	30.111	45.696	43.558	7	1	2:01.703	31.798	46.014	43.891
4	1	1:58.731	29.474	46.116	43.141						

29 Massimo Regni (ITA) (Porsche 997 GT3 Cup)

Theoretische Bestzeit: 1:50.706

Lap	D	Time	S1	S2	S3	Lap	D	Time	S1	S2	S3
1	1	2:41.963		55.336	47.448	6	1	1:53.194	29.055	42.123	42.016
2	1	2:03.295	34.265	45.685	43.345	7	1	1:52.333	28.927	42.976	40.430
3	1	2:02.708	29.808	46.634	46.266	8	1	1:51.530	28.881	42.421	40.228
4	1	1:56.897	30.540	43.495	42.862	9	1	2:22.305	42.660	51.727	47.918
5	1	1:53.089	29.301	42.608	41.180	10	1	1:50.881	29.012	41.597	40.272

30 Marco Maranelli (ITA) Tiziano Frazza (Jaguar S-Type)

Theoretische Bestzeit: 1:54.047

Lap	D	Time	S1	S2	S3	Lap	D	Time	S1	S2	S3
1	1	9:28.654		47.303		4	1	1:54.653	29.749	43.228	41.676
2	1	2:13.493	44.900	45.331	43.262	5	1	1:55.588	29.143	43.800	42.645
3	1	1:58.208	30.599	44.693	42.916	6	1	3:48.033	29.268	43.822	

31 Pierluigi Nebuloni (ITA) (Porsche Cayman)

Theoretische Bestzeit: 1:54.586

Lap	D	Time	S1	S2	S3	Lap	D	Time	S1	S2	S3
1	1	2:40.474		54.878	49.082	5	1	7:20.126	5:53.167	43.983	42.976
2	1	2:02.147	31.649	47.542	42.956	6	1	1:55.768	29.887	44.046	41.835
3	1	2:01.784	29.873	47.346	44.565	7	1	1:54.768	28.999	44.165	41.604
4	1	1:56.486	29.612	44.159	42.715	8	1	1:58.866	29.800	44.948	44.118

32 Patrick Daniel Bellezza (ITA) (Porsche Cayman)

Theoretische Bestzeit: 1:54.128

Lap	D	Time	S1	S2	S3	Lap	D	Time	S1	S2	S3
1	1	2:14.242		51.265	50.607	7	1	1:59.474	29.322	44.360	45.792
2	1	1:56.173	29.925	45.009	41.239	8	1	1:56.035	29.510	44.096	42.429
3	1	1:56.591	29.853	44.594	42.144	9	1	1:56.042	29.039	44.468	42.535
4	1	1:55.849	28.978	44.462	42.409	10	1	1:55.832	29.033	44.743	42.056
5	1	1:57.722	29.213	44.751	43.758	11	1	1:59.182	29.909	44.841	44.432
6	1	1:55.724	29.173	45.497	41.054						

33 Luigia Martina Del Castello (ITA) (Chevrolet Lumina)

Theoretische Bestzeit: 1:46.183

Lap	D	Time	S1	S2	S3	Lap	D	Time	S1	S2	S3
1	1	2:43.592		47.696	44.004	6	1	1:48.582	28.168	41.125	39.289
2	1	1:53.872	31.481	42.860	39.531	7	1	1:47.006	27.612	40.773	38.621
3	1	1:51.840	28.481	41.920	41.439	8	1	1:47.173	28.121	40.795	38.257
4	1	1:47.536	27.868	40.635	39.033	9	1	1:47.416	27.971	40.714	38.731
5	1	1:48.934	27.542	41.914	39.478	10	1	1:46.943	27.424	40.502	39.017

34 Massimo Pigoli (ITA) (Porsche 997 Cup)

Theoretische Bestzeit: 1:43.530

Lap	D	Time	S1	S2	S3	Lap	D	Time	S1	S2	S3
1	1	1:51.155		41.146	37.389	5	1	9:50.803	8:23.342	47.634	39.827
2	1	1:43.653	26.460	39.681	37.512	6	1	1:57.832	29.957	46.598	41.277
3	1	1:45.026	27.282	39.721	38.023	7	1	2:16.992	29.014	46.667	
4	1	2:11.058	27.820	45.345							

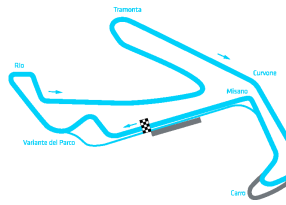
MISANO GRAND PRIX TRUCK 2018

Misano World Circuit, length 4048 m

25.-27. MAY 2018

Super Cup 2018

Lap Analysis free practice 2, 26.05.2018



35 Alessandro Nervi (ITA) (Porsche 997 3.6)

Theoretische Bestzeit: 1:49.191

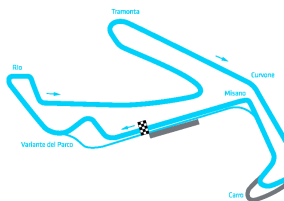
Lap	D	Time	S1	S2	S3	Lap	D	Time	S1	S2	S3
1	1	1:58.489		42.673	40.144	6	1	1:51.549	29.755	41.512	40.282
2	1	1:50.394	28.398	41.618	40.378	7	1	2:13.785	29.305	42.971	
3	1	1:51.977	27.853	43.330	40.794	8	1	3:55.897	2:28.864	46.545	40.488
4	1	1:49.849	28.091	41.925	39.833	9	1	1:57.789	31.031	45.048	41.710
5	1	1:50.867	28.498	41.505	40.864	10	1	1:55.588	29.150	44.912	41.526

MISANO GRAND PRIX TRUCK 2018

Misano World Circuit, length 4048 m

25.-27. MAY 2018

Super Cup 2018



Lap Analysis free practice 2, 26.05.2018

36 Andrii Iefimenko (UKR) (Porsche 991)

Theoretische Bestzeit: 1:43.808

Lap	D	Time	S1	S2	S3	Lap	D	Time	S1	S2	S3
1	1	2:30.309		56.979	49.443	7	1	2:08.834	49.004	41.423	38.407
2	1	1:50.800	28.980	41.996	39.824	8	1	1:48.160	26.995	40.625	40.540
3	1	1:50.843	30.443	41.781	38.619	9	1	1:47.631	26.992	41.486	39.153
4	1	1:48.191	27.409	40.099	40.683	10	1	1:44.051	26.915	39.645	37.491
5	1	1:45.339	27.274	40.197	37.868	11	1	1:46.056	26.672	39.650	
6	1	3:01.311	29.203	41.908							

37 Roberto Del Castello (ITA) (Cadillac CTS-V)

Theoretische Bestzeit: 1:48.136

Lap	D	Time	S1	S2	S3	Lap	D	Time	S1	S2	S3
1	1	2:42.896		48.850	44.368	5	1	1:48.175	28.084	41.260	38.831
2	1	1:53.166	31.068	42.785	39.313	6	1	5:23.487	29.212	42.257	
3	1	1:49.705	28.352	42.387	38.966	7	1	2:11.349	46.068	42.773	42.508
4	1	1:48.290	28.238	41.249	38.803						

38 Lucio Cosimo Giofrè (ITA) (Porsche 991)

Theoretische Bestzeit: 1:44.816

Lap	D	Time	S1	S2	S3	Lap	D	Time	S1	S2	S3
1	1	3:17.690		58.686	52.212	7	1	1:49.480	28.062	41.464	39.954
2	1	1:50.599	29.535	41.673	39.391	8	1	1:46.532	27.167	40.093	39.272
3	1	1:51.507	28.022	39.991	43.494	9	1	1:45.769	26.743	39.510	39.516
4	1	1:49.442	28.369	40.913	40.160	10	1	1:49.109	27.031	39.779	42.299
5	1	1:47.886	28.139	40.789	38.958	11	1	1:46.452	26.919	40.080	39.453
6	1	1:46.304	26.597	40.998	38.709						

42 Mario Alessandro Cagliani (ITA) (Porsche 997 Cup)

Theoretische Bestzeit: 1:50.393

Lap	D	Time	S1	S2	S3	Lap	D	Time	S1	S2	S3
1	1	2:41.251		55.083	47.585	6	1	1:53.425	27.945	43.369	42.111
2	1	2:01.872	31.536	48.267	42.069	7	1	1:53.615	28.747	43.382	41.486
3	1	2:00.296	30.139	45.985	44.172	8	1	5:02.455	3:36.314	44.098	42.043
4	1	1:55.084	30.158	42.608	42.318	9	1	1:53.005	29.502	42.489	41.014
5	1	1:51.552	29.104	41.988	40.460						

43 Cataldo Romano (ITA) (Porsche 997 3,8)

Theoretische Bestzeit: 1:45.557

Lap	D	Time	S1	S2	S3	Lap	D	Time	S1	S2	S3
1	1	2:42.374		53.238	47.192	6	1	1:46.912	27.423	41.352	38.137
2	1	1:52.631	31.080	42.589	38.962	7	1	1:47.291	28.012	40.315	38.964
3	1	3:47.818	28.358	43.161		8	1	1:48.758	27.546	40.312	40.900
4	1	2:10.346	49.420	42.070	38.856	9	1	1:48.612	27.872	40.140	40.600
5	1	1:46.456	27.280	40.717	38.459	10	1	1:48.234	27.710	40.996	39.528

44 Alessandro Bettini (ITA) Mauro Cesari (Seat Leon SC)

Theoretische Bestzeit: 1:51.636

Lap	D	Time	S1	S2	S3	Lap	D	Time	S1	S2	S3
1	1	4:51.311		49.574	43.874	5	1	1:56.814	29.816	44.863	42.135
2	1	2:04.416	29.607	44.673	50.136	6	1	1:54.580	28.582	43.339	42.659
3	1	3:14.545	29.653	45.039		7	1	1:53.106	28.748	42.883	41.475
4	1	2:19.287	48.624	47.386	43.277	8	1	1:51.636	28.307	42.596	40.733

45 Enrico Battaglia (ITA) (BMW M3 E46)

Theoretische Bestzeit: 1:50.101

Lap	D	Time	S1	S2	S3	Lap	D	Time	S1	S2	S3
1	1	6:29.432		52.435	42.556	5	1	3:40.305	2:16.391	43.312	40.602
2	1	1:50.807	28.559	42.616	39.632	6	1	1:52.955	28.363	43.861	40.731
3	1	1:50.495	27.906	42.563	40.026	7	1	2:29.198	28.322	47.433	
4	1	2:09.576	28.170	42.577							

46 Andrea Argenti (ITA) (Opel Astra TCR)

Theoretische Bestzeit: 1:46.626

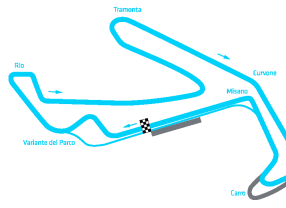
Lap	D	Time	S1	S2	S3	Lap	D	Time	S1	S2	S3
1	1	1:56.659		46.335	41.500	6	1	1:50.492	28.750	41.579	40.163
2	1	1:47.460	27.463	40.963	39.034	7	1	1:51.283	27.124	42.399	41.760
3	1	1:46.844	26.956	41.181	38.707	8	1	4:27.312	27.264	41.961	
4	1	3:10.426	27.175	41.459		9	1	2:10.349	46.604	42.856	40.889

MISANO GRAND PRIX TRUCK 2018

Misano World Circuit, length 4048 m

25.-27. MAY 2018

Super Cup 2018



Lap Analysis free practice 2, 26.05.2018

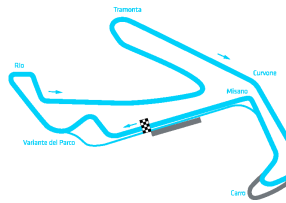
Lap	D	Time	S1	S2	S3	Lap	D	Time	S1	S2	S3
5	1	2:13.813	47.245	45.016	41.552						

MISANO GRAND PRIX TRUCK 2018

Misano World Circuit, length 4048 m

25.-27. MAY 2018

Super Cup 2018



Lap Analysis free practice 2, 26.05.2018

48 Francesco Savoia (ITA) TBA (Seat Leon TCR)

Theoretische Bestzeit: 1:48.198

Lap	D	Time	S1	S2	S3	Lap	D	Time	S1	S2	S3
1	1	4:22.853		59.094		5	1	1:50.143	27.262	42.125	40.756
2	1	2:11.677	47.582	43.664	40.431	6	1	1:51.904	27.289	41.964	42.651
3	1	1:48.654	27.280	42.248	39.126	7	1	1:48.966	27.498	42.496	38.972
4	1	1:50.381	27.362	42.692	40.327	8	1	4:40.140	28.004	42.875	

76 Luigi Gallo (ITA) Stefano Bosi (Mini Cooper S)

Theoretische Bestzeit: 2:05.556

Lap	D	Time	S1	S2	S3	Lap	D	Time	S1	S2	S3
1	1	7:08.773		1:21.251	55.359	5	1	3:08.819	31.874	48.095	
2	1	2:09.970	33.369	48.518	48.083	6	1	2:26.275	52.121	47.888	46.266
3	1	2:07.042	31.836	48.458	46.748	7	1	2:06.362	31.649	47.703	47.010
4	1	2:07.681	31.587	48.040	48.054						

77 Fausto Flavi (ITA) (Mini Cooper S)

Theoretische Bestzeit: 2:03.945

Lap	D	Time	S1	S2	S3	Lap	D	Time	S1	S2	S3
1	1	6:59.001		1:06.795	1:01.050	4	1	2:05.840	30.489	47.303	48.048
2	1	2:23.005	37.592	51.544	53.869	5	1	2:06.908	31.502	48.094	47.312
3	1	2:06.407	32.437	47.817	46.153	6	1	4:30.982	32.113	47.538	

91 Sergii Kravets (UKR) Paulo Kopylets (Ford Fiesta 1,6)

Theoretische Bestzeit: 2:03.790

Lap	D	Time	S1	S2	S3	Lap	D	Time	S1	S2	S3
1	1	2:57.270		1:07.955	57.043	5	1	2:05.196	30.847	48.092	46.257
2	1	2:11.325	34.017	50.233	47.075	6	1	2:04.646	30.429	47.104	47.113
3	1	2:09.268	32.683	48.318	48.267	7	1	2:30.479	30.686	48.396	
4	1	2:06.360	31.306	48.004	47.050	8	1	3:33.546	1:57.979	48.498	47.069

92 Marco Tibiletti (ITA) Pierluigi Sturla (Honda Civic)

Theoretische Bestzeit: 2:05.437

Lap	D	Time	S1	S2	S3	Lap	D	Time	S1	S2	S3
1	1	3:30.500		1:07.007	58.795	6	1	2:05.693	31.182	48.504	46.007
2	1	2:12.727	33.861	50.188	48.678	7	1	2:08.307	32.557	48.705	47.045
3	1	2:09.795	32.396	49.763	47.636	8	1	2:05.987	31.732	48.299	45.956
4	1	2:08.512	31.959	48.921	47.632	9	1	2:06.796	32.246	48.320	46.230
5	1	2:08.422	32.050	48.526	47.846						

94 Gianfranco Billo (ITA) (Peugeot 206 RC)

Theoretische Bestzeit: 1:59.604

Lap	D	Time	S1	S2	S3	Lap	D	Time	S1	S2	S3
1	1	14:34.205		1:02.376	46.564	3	1	2:00.632	29.720	47.321	43.591
2	1	2:00.668	30.662	46.681	43.325	4	1	2:01.574	29.904	46.559	45.111

95 Michele Febbraro (ITA) Alessandro Bonacini (Honda Civic)

Theoretische Bestzeit: 1:59.188

Lap	D	Time	S1	S2	S3	Lap	D	Time	S1	S2	S3
1	1	5:05.305		59.821	47.097	6	1	2:04.105	30.565	47.200	46.340
2	1	2:03.666	31.377	47.289	45.000	7	1	2:02.497	30.568	47.166	44.763
3	1	2:04.268	30.287	49.918	44.063	8	1	2:02.229	30.390	47.397	44.442
4	1	2:01.614	30.846	46.748	44.020	9	1	2:01.920	30.274	47.766	43.880
5	1	1:59.188	30.195	45.975	43.018						

96 Gabriele Ceteroni (ITA) Andrea Ruani (Citroen Saxo)

Theoretische Bestzeit: 2:01.731

Lap	D	Time	S1	S2	S3	Lap	D	Time	S1	S2	S3
1	1	3:58.250		54.853	49.267	5	1	2:25.625	50.186	47.918	47.521
2	1	2:12.049	32.131	50.181	49.737	6	1	2:03.001	30.953	47.883	44.165
3	1	2:07.568	32.751	48.669	46.148	7	1	2:03.672	32.143	47.543	43.986
4	1	3:13.478	31.434	48.400		8	1	2:01.978	30.253	47.790	43.935

112 Andrea Bonifazi (ITA) (Citroen Saxo)

Theoretische Bestzeit: 2:09.104

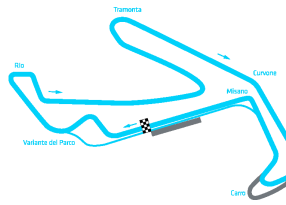
Lap	D	Time	S1	S2	S3	Lap	D	Time	S1	S2	S3
1	1	7:00.222		1:06.098	59.664	5	1	2:27.178	31.877	50.031	
2	1	2:20.028	37.384	52.897	49.747	6	1	2:27.420	49.278	50.831	47.311
3	1	2:10.473	31.996	50.070	48.407	7	1	2:10.675	32.807	49.916	47.952

MISANO GRAND PRIX TRUCK 2018

Misano World Circuit, length 4048 m

25.-27. MAY 2018

Super Cup 2018



Lap Analysis free practice 2, 26.05.2018

Lap	D	Time	S1	S2	S3	Lap	D	Time	S1	S2	S3
4	1	2:15.568	33.647	52.105	49.816						

115 Ivan Fabris (ITA) Pietro Fabris (Citroen Saxo)

Theoretische Bestzeit: 2:08.134

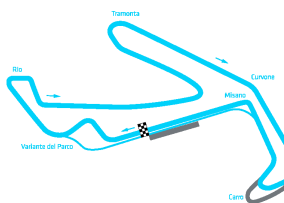
Lap	D	Time	S1	S2	S3	Lap	D	Time	S1	S2	S3
1	1	6:59.984		1:06.119	1:00.028	4	1	7:03.238	5:18.210	55.313	49.715
2	1	2:26.976	39.282	55.863	51.831	5	1	2:08.134	31.505	50.006	46.623
3	1	2:13.388	31.747	50.658	50.983						

MISANO GRAND PRIX TRUCK 2018

Misano World Circuit, length 4048 m

25.-27. MAY 2018

Super Cup 2018



Lap Analysis free practice 2, 26.05.2018

127 Fabrizio Caprioni (ITA) (Peugeot 106 Rally)

Theoretische Bestzeit: 2:11.643

Lap	D	Time	S1	S2	S3	Lap	D	Time	S1	S2	S3
1	1	8:07.888		53.786	49.638	4	1	2:12.474	32.224	52.353	47.897
2	1	2:12.903	32.689	52.278	47.936	5	1	2:11.947	31.977	51.918	48.052
3	1	2:15.612	32.612	54.430	48.570	6	1	2:12.654	32.547	52.359	47.748

130 Luca Re (ITA) Matteo Sbei (Peugeot 106 Rally)

Theoretische Bestzeit: 2:16.170

Lap	D	Time	S1	S2	S3	Lap	D	Time	S1	S2	S3
1	1	5:24.614		59.976	54.761	5	1	2:19.529	33.887	53.429	52.213
2	1	2:19.678	34.941	54.063	50.674	6	1	2:17.434	34.481	53.332	49.621
3	1	2:21.175	34.057	55.250	51.868	7	1	4:29.160	34.584	52.772	
4	1	2:19.623	33.777	53.650	52.196						

131 Alessandro Malavolta (ITA) (Peugeot 106)

Theoretische Bestzeit: 2:11.508

Lap	D	Time	S1	S2	S3	Lap	D	Time	S1	S2	S3
1	1	6:19.602		1:03.160	1:01.048	5	1	2:11.508	32.331	51.470	47.707
2	1	2:16.227	34.370	53.437	48.420	6	1	3:55.377	33.941	1:05.174	
3	1	2:16.099	32.816	53.707	49.576	7	1	2:44.437	59.852	55.800	
4	1	2:20.043	33.486	57.470	49.087						

141 Emidio Luzi (ITA) (Renault Clio Rs Cup)

Theoretische Bestzeit:

Lap	D	Time	S1	S2	S3	Lap	D	Time	S1	S2	S3
1	1	2:38.055				3	1	3:57.955			44.456
2	1	6:24.890				4	1	4:02.556			2:45.236

142 Gianluca Dragani (ITA) Andrea Giani (Renault Clio Rs Cup)

Theoretische Bestzeit: 1:59.634

Lap	D	Time	S1	S2	S3	Lap	D	Time	S1	S2	S3
1	1	2:59.109		56.006	52.342	5	1	2:03.501	30.349	46.621	46.531
2	1	2:09.791	32.730	51.163	45.898	6	1	2:00.425	30.024	46.351	44.050
3	1	2:03.333	31.752	47.207	44.374	7	1	1:59.737	30.075	46.403	43.259
4	1	6:26.568	4:54.132	47.654	44.782	8	1	2:01.638	30.111	46.442	45.085

143 Fabrizio Paolo Tablò (ITA) (Renault Clio Rs Cup)

Theoretische Bestzeit: 1:56.235

Lap	D	Time	S1	S2	S3	Lap	D	Time	S1	S2	S3
1	1	2:49.714		53.921	46.887	5	1	1:56.546	28.912	45.389	42.245
2	1	2:02.665	30.724	48.210	43.731	6	1	2:13.418	35.378	51.081	46.959
3	1	5:16.097	3:42.547	49.343	44.207	7	1	1:58.683	30.167	45.270	43.246
4	1	1:58.386	29.319	45.631	43.436	8	1	1:56.330	28.864	45.126	42.340

144 Kyrlyo Bastrychev (UKR) Alberto Rizzo (Renault Clio Rs Cup)

Theoretische Bestzeit: 2:05.281

Lap	D	Time	S1	S2	S3	Lap	D	Time	S1	S2	S3
1	1	3:30.018		1:04.819	1:01.921	4	1	2:07.954	32.426	48.772	46.756
2	1	2:26.602	46.071	54.462	46.069	5	1	2:05.281	31.324	48.044	45.913
3	1	2:09.788	32.962	48.621	48.205	6	1	9:12.274	7:36.337	48.445	47.492

145 Massimo Billo (ITA) (Renault Clio Rs Cup)

Theoretische Bestzeit: 1:56.819

Lap	D	Time	S1	S2	S3	Lap	D	Time	S1	S2	S3
1	1	8:48.144		49.591	43.181	4	1	5:56.151	4:21.885	51.610	42.656
2	1	2:01.732	30.992	47.658	43.082	5	1	1:56.876	28.920	45.363	42.593
3	1	1:57.715	28.863	45.631	43.221						

146 Mario Beltrami (ITA) (Renault Clio Rs Cup)

Theoretische Bestzeit: 4:00.031

Lap	D	Time	S1	S2	S3	Lap	D	Time	S1	S2	S3
1	1	4:58.195		1:05.944	57.436	2	1	4:00.031	2:31.413	45.355	43.263

147 Andrea Dalla Bona (ITA) (Renault Clio Rs Cup)

Theoretische Bestzeit: 4:10.581

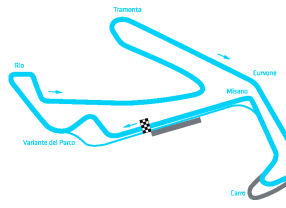
Lap	D	Time	S1	S2	S3	Lap	D	Time	S1	S2	S3
1	1	2:58.726		52.914	50.694	3	1	6:25.949	4:32.267	59.690	53.992
2	1	8:14.058	6:41.675	47.131	45.252	4	1	4:12.153	2:38.193	47.606	46.349

MISANO GRAND PRIX TRUCK 2018

Misano World Circuit, length 4048 m

25.-27. MAY 2018

Super Cup 2018



Lap Analysis free practice 2, 26.05.2018

149 Massimo Massaro (ITA) (Renault Clio Rs Cup)

Theoretische Bestzeit: 2:01.049

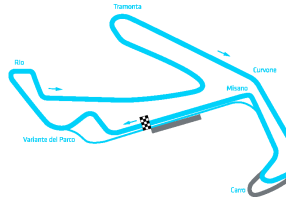
Lap	D	Time	S1	S2	S3	Lap	D	Time	S1	S2	S3
1	1	11:05.870		2:52.227	44.423	3	1	1:57.303			44.196
2	1	2:05.518	29.912	46.941	48.665	4	1	2:59.314	30.113	48.199	

MISANO GRAND PRIX TRUCK 2018

Misano World Circuit, length 4048 m

25.-27. MAY 2018

Super Cup 2018



Lap Analysis free practice 2, 26.05.2018

163 Marcello Gunnella (ITA) Angelo Pucci Grossi (Mitjet)

Theoretische Bestzeit: 2:02.562

Lap	D	Time	S1	S2	S3	Lap	D	Time	S1	S2	S3
1	1	2:24.278		50.872	50.165	6	1	2:05.477	32.156	47.590	45.731
2	1	2:07.290	32.265	48.679	46.346	7	1	2:04.402	30.892	46.776	46.734
3	1	2:09.518	32.755	50.200	46.563	8	1	2:03.141	31.115	46.570	45.456
4	1	2:06.432	32.080	47.581	46.771	9	1	2:06.190	32.787	48.303	45.100
5	1	2:06.816	31.391	48.170	47.255	10	1	2:05.078	31.358	47.268	46.452

165 Nicolò Pezzuto (ITA) (Mitjet)

Theoretische Bestzeit: 1:56.509

Lap	D	Time	S1	S2	S3	Lap	D	Time	S1	S2	S3
1	1	2:38.466		57.900	51.449	6	1	1:57.902	29.361	44.675	43.866
2	1	2:04.277	32.905	47.327	44.045	7	1	1:57.187	29.382	45.220	42.585
3	1	3:05.091	31.029	51.081		8	1	1:58.244	30.844	44.843	42.557
4	1	2:13.732	43.244	46.806	43.682	9	1	1:56.896	29.277	44.936	42.683
5	1	1:56.909	29.281	45.030	42.598	10	1	2:01.273	29.932	46.803	44.538

166 () ()

Theoretische Bestzeit: 1:56.258

Lap	D	Time	S1	S2	S3	Lap	D	Time	S1	S2	S3
1	1	2:47.682		1:04.017	49.230	5	1	4:00.171	30.196	46.111	
2	1	2:00.599	31.035	46.727	42.837	6	1	2:17.092	48.722	45.376	42.994
3	1	2:16.895	29.648	48.152	59.095	7	1	2:07.681	31.415	49.263	47.003
4	1	3:58.447	2:31.449	44.831	42.167	8	1	2:12.881	29.260	49.140	54.481

170 Eliseo Cruciani (ITA) (Citroen Saxo 1.6)

Theoretische Bestzeit: 2:04.998

Lap	D	Time	S1	S2	S3	Lap	D	Time	S1	S2	S3
1	1	9:42.850		52.067	46.778	4	1	5:24.491	42.415	56.614	
2	1	2:06.777	31.110	49.508	46.159	5	1	2:33.160	56.127	51.437	45.596
3	1	2:08.039	30.801	48.601	48.637						

171 Fabrizio Massaini (ITA) Giorgio Massaini (Citroen Saxo)

Theoretische Bestzeit: 2:24.347

Lap	D	Time	S1	S2	S3	Lap	D	Time	S1	S2	S3
1	1	7:09.987		1:12.125	59.070	3	1	2:30.644	36.614	1:00.729	53.301
2	1	2:34.314	37.220	1:01.080	56.014	4	1	4:54.652	3:06.919	54.463	53.270

172 Pier Alberto Maffia (ITA) Mario Benvenuti (Citroen Saxo Vts)

Theoretische Bestzeit: 2:27.769

Lap	D	Time	S1	S2	S3	Lap	D	Time	S1	S2	S3
1	1	6:47.841		1:00.640	59.316	5	1	2:32.191	36.239	57.477	58.475
2	1	2:38.591	36.819	59.394	1:02.378	6	1	2:39.344	40.851	58.112	1:00.381
3	1	2:27.928	36.398	55.392	56.138	7	1	2:37.671	37.594	57.868	
4	1	2:33.427	39.724	55.836	57.867						

176 Pino Severino (ITA) (Renault Clio 1,6)

Theoretische Bestzeit: 2:04.440

Lap	D	Time	S1	S2	S3	Lap	D	Time	S1	S2	S3
1	1	4:04.745		1:16.890	1:04.901	5	1	2:09.100	30.709	47.315	51.076
2	1	2:30.180	41.030	55.174	53.976	6	1	2:07.491	30.456	48.090	48.945
3	1	3:25.150	31.008	49.495		7	1	2:04.440	30.206	47.278	46.956
4	1	2:35.184	54.365	51.040	49.779	8	1	2:06.568	30.586	47.905	48.077

801 () ()

Theoretische Bestzeit:

Lap	D	Time	S1	S2	S3	Lap	D	Time	S1	S2	S3
1	1	2:43.545				3	1	1:51.834			
2	1	1:53.878				4	1	1:47.541			