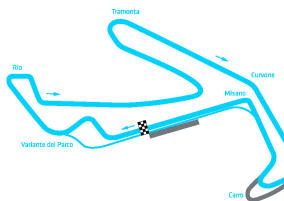


MISANO GRAND PRIX TRUCK 2018

Misano World Circuit, length 4048 m

25.-27. MAY 2018

Super Cup 2018



Lap Analysis free practice 1, 26.05.2018

18 Arturo Pucciarelli (ITA) (Alfa Romeo 147 2.0)						Theoretische Bestzeit: 1:52.414					
Lap	D	Time	S1	S2	S3	Lap	D	Time	S1	S2	S3
1	1	7:43.275		54.224	51.576	6	1	1:54.119	28.381	44.564	41.174
2	1	2:03.208	31.357	48.597	43.254	7	1	1:53.628	28.693	43.749	41.186
3	1	1:57.681	29.776	46.341	41.564	8	1	1:52.414	28.168	43.545	40.701
4	1	1:55.131	29.019	44.388	41.724	9	1	1:55.258	28.458	43.852	42.948
5	1	1:53.598	28.458	44.331	40.809						

19 Sergio Borsini (ITA) (Alfa Romeo 147)						Theoretische Bestzeit: 1:58.924					
Lap	D	Time	S1	S2	S3	Lap	D	Time	S1	S2	S3
1	1	9:16.392		52.283	48.893	4	1	1:59.980	29.415	45.957	44.608
2	1	9:02.469	7:32.492	46.243	43.734	5	1	2:01.252	30.039	46.269	44.944
3	1	1:59.902	30.393	45.836	43.673						

29 Massimo Regni (ITA) (Porsche 997 GT3 Cup)						Theoretische Bestzeit: 1:52.996					
Lap	D	Time	S1	S2	S3	Lap	D	Time	S1	S2	S3
1	1	2:56.147		52.001	49.053	6	1	1:53.929	29.517	42.692	41.720
2	1	2:01.432	32.705	45.761	42.966	7	1	1:52.278			41.897
3	1	1:58.750	30.556	43.555	44.639	8	1	4:24.331	2:28.397	58.022	57.912
4	1	1:56.586	30.792	43.790	42.004	9	1	1:53.710	29.151	43.406	41.153
5	1	1:56.788			42.682						

31 Pierluigi Nebuloni (ITA) (Porsche Cayman)						Theoretische Bestzeit: 1:53.635					
Lap	D	Time	S1	S2	S3	Lap	D	Time	S1	S2	S3
1	1	3:03.257		52.908	49.843	7	1	1:55.136	29.069	43.968	42.099
2	1	2:04.187	32.611	46.899	44.677	8	1	1:56.974	29.300	44.242	43.432
3	1	1:58.800	29.648	46.293	42.859	9	1	1:55.567	29.190	43.945	42.432
4	1	3:19.696	29.569	46.391		10	1	1:53.635	28.803	43.663	41.169
5	1	2:17.832	49.240	45.074	43.518	11	1	1:58.376	29.465	44.495	44.416
6	1	1:56.706	29.737	44.917	42.052						

32 Patrick Daniel Bellezza (ITA) (Porsche Cayman)						Theoretische Bestzeit: 1:54.876					
Lap	D	Time	S1	S2	S3	Lap	D	Time	S1	S2	S3
1	1	2:41.289		47.293	42.684	7	1	2:03.062	29.139	52.055	41.868
2	1	1:57.471	29.570	44.739	43.162	8	1	1:57.337	29.024	45.339	42.974
3	1	1:57.908	29.140	44.882	43.886	9	1	1:56.331	30.416	44.676	41.239
4	1	1:58.362	31.065	44.613	42.684	10	1	1:56.030	29.150	45.083	41.797
5	1	1:58.194	29.877	45.753	42.564	11	1	1:55.968	29.370	45.297	41.301
6	1	1:57.625	29.245	44.884	43.496	12	1	1:57.297	30.033	45.745	41.519

33 Luigia Martina Del Castello (ITA) (Chevrolet Lumina)						Theoretische Bestzeit: 1:52.772					
Lap	D	Time	S1	S2	S3	Lap	D	Time	S1	S2	S3
1	1	4:18.811		46.401	45.194	2	1	1:52.772	29.625	42.488	40.659

34 Massimo Pigoli (ITA) (Porsche 997 Cup)						Theoretische Bestzeit: 1:43.287					
Lap	D	Time	S1	S2	S3	Lap	D	Time	S1	S2	S3
1	1	2:33.180		42.065	38.480	5	1	8:47.163	7:25.671	40.684	40.808
2	1	1:45.923	26.874	40.388	38.661	6	1	3:27.788	2:11.375	39.569	36.844
3	1	1:49.293	27.007	40.151	42.135	7	1	2:07.804	28.718	51.467	47.619
4	1	2:50.961	37.639	1:14.657	58.665						

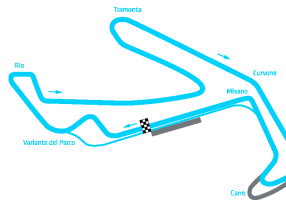
35 Alessandro Nervi (ITA) (Porsche 997 3.6)						Theoretische Bestzeit: 1:51.476					
Lap	D	Time	S1	S2	S3	Lap	D	Time	S1	S2	S3
1	1	2:51.143		48.915	46.642	7	1	1:52.953	28.828	42.788	41.337
2	1	1:57.885	31.455	43.596	42.834	8	1	2:18.599	31.029	43.993	
3	1	1:56.935	31.792	44.083	41.060	9	1	3:42.193	2:17.677	43.344	41.172
4	1	1:52.454	28.652	42.826	40.976	10	1	1:51.540	28.672	42.159	40.709
5	1	2:02.906	32.713	44.987	45.206	11	1	1:51.869	28.964	42.240	40.665
6	1	1:55.196	28.915	44.217	42.064						

MISANO GRAND PRIX TRUCK 2018

Misano World Circuit, length 4048 m

25.-27. MAY 2018

Super Cup 2018



Lap Analysis free practice 1, 26.05.2018

36 Andrii Iefimenko (UKR) (Porsche 991)

Theoretische Bestzeit: 1:46.792

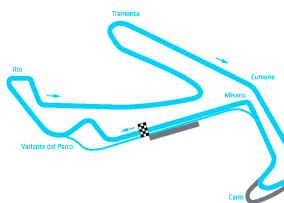
Lap	D	Time	S1	S2	S3	Lap	D	Time	S1	S2	S3
1	1	3:35.121		58.714	57.449	6	1	1:48.971	28.232	40.308	40.431
2	1	2:09.123	33.902	48.395	46.826	7	1	6:39.205	5:15.660	42.203	41.342
3	1	1:55.912	29.876	42.439	43.597	8	1	1:49.987	28.136	40.333	41.518
4	1	1:53.433	28.538	42.433	42.462	9	1	1:47.376	27.674	40.892	38.810
5	1	1:50.396	28.432	40.829	41.135						

MISANO GRAND PRIX TRUCK 2018

Misano World Circuit, length 4048 m

25.-27. MAY 2018

Super Cup 2018



Lap Analysis free practice 1, 26.05.2018

37 Roberto Del Castello (ITA) (Cadillac CTS-V)

Theoretische Bestzeit: 1:47.048

Lap	D	Time	S1	S2	S3	Lap	D	Time	S1	S2	S3
1	1	2:58.877		45.507	42.473	6	1	2:07.181	45.550	42.502	39.129
2	1	1:53.079	29.181	41.140	42.758	7	1	1:48.172	28.091	41.341	38.740
3	1	1:50.237	30.099	41.074	39.064	8	1	1:47.048	27.863	40.547	38.638
4	1	1:50.074	28.069	42.338	39.667	9	1	1:48.105	27.967	40.882	39.256
5	1	4:43.974	29.660	42.505							

38 Lucio Cosimo Giofrè (ITA) (Porsche 991)

Theoretische Bestzeit: 1:44.743

Lap	D	Time	S1	S2	S3	Lap	D	Time	S1	S2	S3
1	1	4:25.719		1:00.698	46.589	7	1	1:46.759	27.901	40.780	38.078
2	1	1:58.493	30.854	42.997	44.642	8	1	1:46.359	26.837	40.553	38.969
3	1	1:56.123	28.947	42.938	44.238	9	1	1:45.762	27.091	40.045	38.626
4	1	1:55.214	29.623	42.809	42.782	10	1	1:46.646	26.672	40.131	39.843
5	1	1:47.771	27.373	40.568	39.830	11	1	1:47.812	26.938	39.993	40.881
6	1	1:47.662	27.571	40.680	39.411						

42 Mario Alessandro Cagliani (ITA) (Porsche 997 Cup)

Theoretische Bestzeit: 1:48.101

Lap	D	Time	S1	S2	S3	Lap	D	Time	S1	S2	S3
1	1	2:52.892		49.299	45.937	7	1	3:05.468	29.504	42.958	
2	1	2:00.318	30.656	43.855	45.807	8	1	2:08.870	43.667	41.865	43.338
3	1	1:56.643	31.009	43.218	42.416	9	1	1:50.390	28.005	41.281	41.104
4	1	1:54.477	28.872	43.246	42.359	10	1	1:48.410	27.295	41.590	39.525
5	1	1:58.786	28.582	44.847	45.357	11	1	1:50.017	27.531	41.396	41.090
6	1	1:55.313	29.289	43.671	42.353						

43 Cataldo Romano (ITA) (Porsche 997 3,8)

Theoretische Bestzeit: 1:45.283

Lap	D	Time	S1	S2	S3	Lap	D	Time	S1	S2	S3
1	1	3:47.455		54.068	53.552	7	1	1:51.956	28.161	42.467	41.328
2	1	2:03.359	36.021	43.658	43.680	8	1	1:52.148	28.054	44.159	39.935
3	1	2:26.882	29.805	1:12.355	44.722	9	1	1:47.746	28.388	40.204	39.154
4	1	1:56.070	31.156	43.312	41.602	10	1	1:45.283	27.432	39.822	38.029
5	1	1:48.890	28.051	40.546	40.293	11	1	2:11.598	27.556	40.986	1:03.056
6	1	1:47.653	27.889	40.262	39.502						

44 Alessandro Bettini (ITA) Mauro Cesari (Seat Leon SC)

Theoretische Bestzeit: 1:51.467

Lap	D	Time	S1	S2	S3	Lap	D	Time	S1	S2	S3
1	1	3:09.319		50.452	48.575	5	1	1:53.473	28.967	43.073	41.433
2	1	2:06.530	32.158	48.489	45.883	6	1	1:52.632	29.268	43.112	40.252
3	1	4:11.884	30.395	44.537		7	1	3:40.430	28.142	44.019	
4	1	2:21.395	49.788	45.450	46.157						

45 Enrico Battaglia (ITA) (BMW M3 E46)

Theoretische Bestzeit: 1:50.951

Lap	D	Time	S1	S2	S3	Lap	D	Time	S1	S2	S3
1	1	3:07.265		48.550	44.682	7	1	2:12.658	47.049	44.022	41.587
2	1	1:55.553	29.023	44.510	42.020	8	1	1:52.849	28.654	43.127	41.068
3	1	1:53.945	29.344	42.987	41.614	9	1	1:54.639	28.008	43.701	42.930
4	1	1:54.040	29.343	43.897	40.800	10	1	1:51.516	28.131	43.328	40.057
5	1	1:54.187	27.982	44.686	41.519	11	1	1:52.480	27.907	44.081	40.492
6	1	3:51.634	28.609	44.024							

46 Andrea Argenti (ITA) (Opel Astra TCR)

Theoretische Bestzeit: 1:47.173

Lap	D	Time	S1	S2	S3	Lap	D	Time	S1	S2	S3
1	1	3:04.239		52.551	46.855	5	1	8:08.143	27.204	41.243	
2	1	3:00.234	30.205	41.964		6	1	2:08.014	46.700	42.286	39.028
3	1	2:14.034	45.012	45.472	43.550	7	1	1:48.010	26.902	41.524	39.584
4	1	1:53.338	30.762	42.575	40.001	8	1	1:48.919	27.389	41.811	39.719

48 Francesco Savoia (ITA) TBA (Seat Leon TCR)

Theoretische Bestzeit: 1:46.769

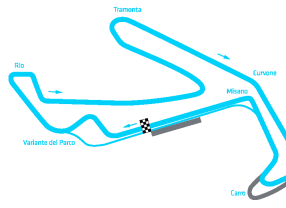
Lap	D	Time	S1	S2	S3	Lap	D	Time	S1	S2	S3
1	1	7:12.209		49.034		5	1	1:50.366	29.044	41.963	39.359

MISANO GRAND PRIX TRUCK 2018

Misano World Circuit, length 4048 m

25.-27. MAY 2018

Super Cup 2018



Lap Analysis free practice 1, 26.05.2018

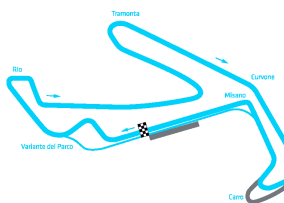
Lap	D	Time	S1	S2	S3	Lap	D	Time	S1	S2	S3
2	1	2:05.894	39.011	45.545	41.338	6	1	4:52.730	26.998	42.566	
3	1	1:48.836	27.592	41.878	39.366	7	1	2:06.958	43.555	42.991	40.412
4	1	1:48.526	27.685	41.643	39.198	8	1	1:46.769	26.724	41.413	38.632

MISANO GRAND PRIX TRUCK 2018

Misano World Circuit, length 4048 m

25.-27. MAY 2018

Super Cup 2018



Lap Analysis free practice 1, 26.05.2018

76 Luigi Gallo (ITA) Stefano Bosi (Mini Cooper S)

Theoretische Bestzeit: 1:59.629

Lap	D	Time	S1	S2	S3	Lap	D	Time	S1	S2	S3
1	1	12:53.847		49.044	45.918	4	1	2:00.874	30.443	45.911	44.520
2	1	2:04.264	31.998	46.585	45.681	5	1	2:00.251	30.024	46.468	43.759
3	1	2:02.433	30.084	47.261	45.088	6	1	2:00.815	29.959	46.896	43.960

77 Fausto Flavi (ITA) (Mini Cooper S)

Theoretische Bestzeit: 2:02.110

Lap	D	Time	S1	S2	S3	Lap	D	Time	S1	S2	S3
1	1	4:46.027		1:13.595	1:09.922	6	1	2:04.504	31.060	47.181	46.263
2	1	2:37.702	40.131	1:02.170	55.401	7	1	2:03.407	30.001	47.252	46.154
3	1	2:08.026	31.721	49.162	47.143	8	1	2:02.806	30.081	47.076	45.649
4	1	2:05.304	31.165	47.142	46.997	9	1	2:02.890	30.431	47.340	45.119
5	1	2:04.318	30.356	48.040	45.922	10	1	2:03.176	30.586	47.557	45.033

91 Sergii Kravets (UKR) Paulo Kopylets (Ford Fiesta 1,6)

Theoretische Bestzeit: 2:04.563

Lap	D	Time	S1	S2	S3	Lap	D	Time	S1	S2	S3
1	1	3:44.040		1:05.360	1:04.886	6	1	2:35.698	33.348	49.509	
2	1	2:16.995	36.608	51.155	49.232	7	1	3:43.169	2:07.511	48.259	47.399
3	1	2:18.972	37.249	52.659	49.064	8	1	2:04.563	30.627	47.560	46.376
4	1	2:08.129	31.728	48.970	47.431	9	1	2:07.133	32.230	48.369	46.534
5	1	2:08.321	31.753	48.404	48.164						

92 Marco Tibiletti (ITA) Pierluigi Sturla (Honda Civic)

Theoretische Bestzeit: 2:03.754

Lap	D	Time	S1	S2	S3	Lap	D	Time	S1	S2	S3
1	1	3:46.767		57.971	56.854	4	1	2:06.574	31.797	47.952	46.825
2	1	2:15.210	37.422	50.365	47.423	5	1	8:01.190	6:25.081	51.129	44.980
3	1	2:07.864	33.185	48.496	46.183	6	1	2:04.279	32.322	47.781	44.176

94 Gianfranco Billo (ITA) (Peugeot 206 RC)

Theoretische Bestzeit: 1:58.593

Lap	D	Time	S1	S2	S3	Lap	D	Time	S1	S2	S3
1	1	4:19.617		59.571	50.486	5	1	2:00.876	29.979	46.809	44.088
2	1	2:05.814	31.200	48.217	46.397	6	1	1:58.949	30.067	46.107	42.775
3	1	2:01.746	30.542	47.071	44.133	7	1	2:00.884	29.750	46.807	44.327
4	1	2:00.929	29.711	46.637	44.581	8	1	8:00.309	6:24.948	51.347	44.014

95 Michele Febbraro (ITA) Alessandro Bonacini (Honda Civic)

Theoretische Bestzeit: 2:01.152

Lap	D	Time	S1	S2	S3	Lap	D	Time	S1	S2	S3
1	1	3:57.710		57.921	53.678	5	1	2:25.897	34.391	1:04.039	47.467
2	1	2:11.098	33.636	49.274	48.188	6	1	2:03.209	30.583	47.913	44.713
3	1	2:16.347	38.760	52.092	45.495	7	1	2:01.544	30.269	47.147	44.128
4	1	2:05.939	31.123	46.755	48.061	8	1	4:28.105	34.691	1:02.297	

96 Gabriele Ceteroni (ITA) Andrea Ruani (Citroen Saxo)

Theoretische Bestzeit: 2:04.995

Lap	D	Time	S1	S2	S3	Lap	D	Time	S1	S2	S3
1	1	3:51.003		1:01.708	58.060	5	1	2:09.347	32.478	48.705	48.164
2	1	2:14.220	34.097	50.232	49.891	6	1	2:07.531	31.744	48.817	46.970
3	1	2:18.253	34.393	54.233	49.627	7	1	2:05.541	31.373	48.752	45.416
4	1	6:52.384	5:10.915	50.327	51.142	8	1	2:04.995	31.148	48.522	45.325

115 Ivan Fabris (ITA) Pietro Fabris (Citroen Saxo)

Theoretische Bestzeit: 2:08.699

Lap	D	Time	S1	S2	S3	Lap	D	Time	S1	S2	S3
1	1	3:57.625		58.238	57.175	5	1	2:10.386	32.208	49.572	48.606
2	1	2:18.742	35.164	52.065	51.513	6	1	2:10.288	31.948	50.282	48.058
3	1	2:14.548	32.429	54.237	47.882	7	1	2:10.461	32.311	50.741	47.409
4	1	6:29.443	4:48.548	52.436	48.459	8	1	2:09.016	32.140	49.342	47.534

126 Tonino Scocco (ITA) (Peugeot 106 1.3)

Theoretische Bestzeit: 2:09.331

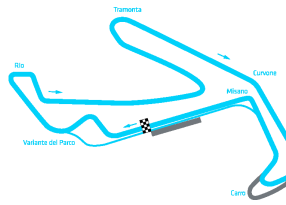
Lap	D	Time	S1	S2	S3	Lap	D	Time	S1	S2	S3
1	1	4:58.778		56.434	54.821	5	1	2:09.948	31.442	51.261	47.245
2	1	2:15.961	33.741	52.929	49.291	6	1	4:33.428	35.665	51.278	

MISANO GRAND PRIX TRUCK 2018

Misano World Circuit, length 4048 m

25.-27. MAY 2018

Super Cup 2018



Lap Analysis free practice 1, 26.05.2018

Lap	D	Time	S1	S2	S3	Lap	D	Time	S1	S2	S3
3	1	2:14.458	32.435	53.465	48.558	7	1	2:43.643	53.428	1:01.194	49.021
4	1	2:10.151	31.827	50.849	47.475	8	1	2:10.844	31.964	50.644	48.236

127 Fabrizio Caprioni (ITA) (Peugeot 106 Rally)

Theoretische Bestzeit: 2:12.398

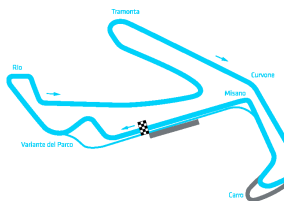
Lap	D	Time	S1	S2	S3	Lap	D	Time	S1	S2	S3
1	1	3:56.264		57.386	54.958	5	1	5:24.378	32.525	52.561	
2	1	2:16.741	33.796	53.652	49.293	6	1	2:36.550	52.553	54.511	49.486
3	1	2:17.671	34.175	54.725	48.771	7	1	2:12.838	32.410	52.047	48.381
4	1	2:14.717	33.317	52.414	48.986	8	1	2:12.906	32.250	51.767	48.889

MISANO GRAND PRIX TRUCK 2018

Misano World Circuit, length 4048 m

25.-27. MAY 2018

Super Cup 2018



Lap Analysis free practice 1, 26.05.2018

130 Luca Re (ITA) Matteo Sbei (Peugeot 106 Rally)

Theoretische Bestzeit: 2:11.999

Lap	D	Time	S1	S2	S3	Lap	D	Time	S1	S2	S3
1	1	4:12.662		1:01.908	58.044	6	1	3:53.543	33.467	59.966	
2	1	2:21.880	35.283	53.599	52.998	7	1	2:28.146	44.237	53.463	50.446
3	1	2:16.715	34.860	52.696	49.159	8	1	2:13.129	32.557	52.492	48.080
4	1	2:15.762	33.287	53.008	49.467	9	1	2:12.698	32.212	51.707	48.779
5	1	2:20.568	32.496	51.877	56.195						

131 Alessandro Malavolta (ITA) (Peugeot 106)

Theoretische Bestzeit: 2:12.042

Lap	D	Time	S1	S2	S3	Lap	D	Time	S1	S2	S3
1	1	4:12.087		1:03.228	58.044	5	1	3:56.909	38.668	1:02.156	
2	1	2:21.924	35.265	52.957	53.702	6	1	2:44.693	54.022	1:01.146	49.525
3	1	2:15.817	34.922	52.543	48.352	7	1	2:15.370	34.185	52.586	48.599
4	1	2:13.004	33.339	51.376	48.289	8	1	2:12.075	32.733	51.409	47.933

141 Emidio Luzi (ITA) (Renault Clio Rs Cup)

Theoretische Bestzeit: 2:02.694

Lap	D	Time	S1	S2	S3	Lap	D	Time	S1	S2	S3
1	1	2:59.227		58.826	49.595	4	1	8:10.822	6:38.322	47.375	45.125
2	1	2:13.836	33.074	52.153	48.609	5	1	2:02.928	30.389	47.609	44.930
3	1	8:31.812	6:51.820	49.497	50.495						

142 Gianluca Dragani (ITA) Andrea Giani (Renault Clio Rs Cup)

Theoretische Bestzeit: 2:01.761

Lap	D	Time	S1	S2	S3	Lap	D	Time	S1	S2	S3
1	1	3:44.674		1:04.973	58.244	6	1	2:04.774	31.569	47.654	45.551
2	1	2:17.210	36.776	50.855	49.579	7	1	2:06.716	32.097	47.469	47.150
3	1	4:01.864	37.111	54.635		8	1	2:02.034	30.657	46.876	44.501
4	1	2:20.496	47.079	48.542	44.875	9	1	2:04.163	31.106	47.369	45.688
5	1	2:03.168	30.384	47.380	45.404						

143 Fabrizio Paolo Tablò (ITA) (Renault Clio Rs Cup)

Theoretische Bestzeit: 1:58.153

Lap	D	Time	S1	S2	S3	Lap	D	Time	S1	S2	S3
1	1	4:05.051		57.497	52.474	6	1	1:59.757	30.867	45.971	42.919
2	1	2:14.930	34.590	52.100	48.240	7	1	2:02.126	29.452	46.200	46.474
3	1	4:00.437	31.684	49.486	2:39.267	8	1	1:59.058	30.357	45.828	42.873
4	1	2:25.405	45.532	52.545	47.328	9	1	2:17.397	34.648	54.874	47.875
5	1	1:59.456	30.092	46.129	43.235						

144 Giuseppe Rizzo (ITA) Alberto Rizzo (Renault Clio Rs Cup)

Theoretische Bestzeit: 2:04.001

Lap	D	Time	S1	S2	S3	Lap	D	Time	S1	S2	S3
1	1	3:46.567		1:00.519	57.614	5	1	2:06.425	31.329	48.047	47.049
2	1	2:15.207	36.271	50.678	48.258	6	1	2:05.228	31.492	48.471	45.265
3	1	2:15.404	35.375	52.398	47.631	7	1	2:20.879	30.775	48.434	
4	1	2:08.134	33.365	49.172	45.597	8	1	6:02.335	4:27.438	47.961	46.936

145 Massimo Billo (ITA) (Renault Clio Rs Cup)

Theoretische Bestzeit: 1:56.903

Lap	D	Time	S1	S2	S3	Lap	D	Time	S1	S2	S3
1	1	4:36.821		51.124	45.764	5	1	2:00.272	29.717	45.755	44.800
2	1	1:58.303	29.645	45.694	42.964	6	1	1:57.090	29.197	45.623	42.270
3	1	1:57.354	29.288	45.436	42.630	7	1	7:32.042	2:36.927	52.790	
4	1	1:59.146	30.007	45.476	43.663						

146 Mario Beltrami (ITA) (Renault Clio Rs Cup)

Theoretische Bestzeit: 1:58.023

Lap	D	Time	S1	S2	S3	Lap	D	Time	S1	S2	S3
1	1	6:31.296		1:02.015	53.591	4	1	2:06.021	31.259	49.787	44.975
2	1	2:05.459	30.448	49.369	45.642	5	1	3:56.802	2:26.906	47.485	42.411
3	1	1:58.993	29.194	46.418	43.381						

147 Andrea Dalla Bona (ITA) (Renault Clio Rs Cup)

Theoretische Bestzeit: 2:01.531

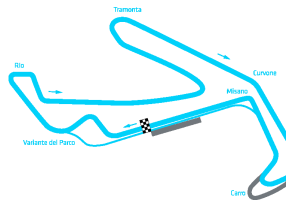
Lap	D	Time	S1	S2	S3	Lap	D	Time	S1	S2	S3
1	1	3:45.928		1:01.489	58.428	5	1	2:06.328	29.697	47.084	49.547

MISANO GRAND PRIX TRUCK 2018

Misano World Circuit, length 4048 m

25.-27. MAY 2018

Super Cup 2018



Lap Analysis free practice 1, 26.05.2018

Lap	D	Time	S1	S2	S3	Lap	D	Time	S1	S2	S3
2	1	4:29.339	2:51.704	51.442	46.193	6	1	2:04.943	32.330	47.581	45.032
3	1	2:04.628	30.925	47.637	46.066	7	1	3:39.579	30.083	47.311	
4	1	2:02.453	29.944	46.802	45.707	8	1	2:27.925	49.102	50.278	48.545

149 Massimo Massaro (ITA) (Renault Clio Rs Cup)

Theoretische Bestzeit: 2:21.245

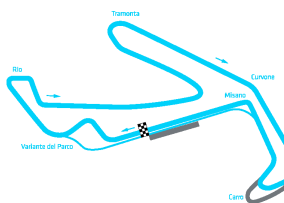
Lap	D	Time	S1	S2	S3	Lap	D	Time	S1	S2	S3
1	1	3:52.291		59.337	58.478	3	1	2:37.318	49.620	54.277	53.421
2	1	15:21.485	35.745	1:04.147		4	1	2:23.056	36.716	55.117	51.223

MISANO GRAND PRIX TRUCK 2018

Misano World Circuit, length 4048 m

25.-27. MAY 2018

Super Cup 2018



Lap Analysis free practice 1, 26.05.2018

163 Angelo Pucci Grossi (ITA) Marcello Gunnella (Mitjet) Theoretische Bestzeit: 1:56.088

Lap	D	Time	S1	S2	S3	Lap	D	Time	S1	S2	S3
1	1	3:34.612		58.839	56.275	6	1	2:00.395	29.745	45.860	44.790
2	1	2:03.330	31.628	47.335	44.367	7	1	1:58.440	29.897	45.566	42.977
3	1	2:02.540	30.613	46.701	45.226	8	1	1:56.817	29.545	45.456	41.816
4	1	4:46.064	29.994	46.955		9	1	1:58.720	29.626	44.727	44.367
5	1	2:24.996	54.264	47.786	42.946						

165 Massimiliano Pezzuto (ITA) (Mitjet) Theoretische Bestzeit: 1:57.636

Lap	D	Time	S1	S2	S3	Lap	D	Time	S1	S2	S3
1	1	3:53.411		58.843	58.559	6	1	1:59.541	30.487	45.406	43.648
2	1	2:17.065	35.415	52.411	49.239	7	1	1:58.724	30.080	45.510	43.134
3	1	2:21.223	37.630	55.612	47.981	8	1	2:00.833	29.524	46.292	45.017
4	1	2:03.356	32.640	47.473	43.243	9	1	2:00.219	30.045	44.978	45.196
5	1	2:03.454	31.380	47.674	44.400	10	1	1:59.444	29.996	45.904	43.544

170 Eliseo Cruciani (ITA) (Citroen Saxo 1.6) Theoretische Bestzeit: 2:02.740

Lap	D	Time	S1	S2	S3	Lap	D	Time	S1	S2	S3
1	1	4:47.483		53.931	50.817	5	1	2:03.395	30.542	48.037	44.816
2	1	2:09.407	32.229	50.799	46.379	6	1	2:04.551	30.199	47.791	46.561
3	1	2:05.168	31.208	48.851	45.109	7	1	4:08.462	30.362	47.924	
4	1	2:04.931	30.632	48.567	45.732	8	1	2:34.393	1:01.259	48.384	44.750

171 Fabrizio Massaini (ITA) Mario Benvenuti (Citroen Saxo) Theoretische Bestzeit:

Lap	D	Time	S1	S2	S3	Lap	D	Time	S1	S2	S3
1	1	15:09.990		51.056	53.480	2	1	3:55.193			

172 Pier Alberto Maffia (ITA) (Citroen Saxo Vts) Theoretische Bestzeit: 2:39.066

Lap	D	Time	S1	S2	S3	Lap	D	Time	S1	S2	S3
1	1	17:58.569		1:03.632	1:05.174	3	1	2:42.379	40.950	1:00.527	1:00.902
2	1	2:39.393	39.622	58.542	1:01.229						

176 Pino Severino (ITA) (Renault Clio 1,6) Theoretische Bestzeit: 2:04.766

Lap	D	Time	S1	S2	S3	Lap	D	Time	S1	S2	S3
1	1	4:46.757		1:02.150	53.784	5	1	2:05.844	30.935	48.221	46.688
2	1	2:27.161	43.532	53.365	50.264	6	1	2:06.920	32.048	47.767	47.105
3	1	5:16.473	32.137	1:33.300		7	1	2:10.880	32.915	50.328	47.637
4	1	2:34.994	55.046	52.200	47.748	8	1	2:08.211	31.058	47.143	50.010

901 () () Theoretische Bestzeit: 1:52.776

Lap	D	Time	S1	S2	S3	Lap	D	Time	S1	S2	S3
1	1	1:24.477				3	1	1:52.776	29.592	42.532	40.652
2	1	2:54.287	1:22.529	46.568	45.190						

902 () () Theoretische Bestzeit: 1:46.765

Lap	D	Time	S1	S2	S3	Lap	D	Time	S1	S2	S3
1	1	3:05.745				6	1	1:50.362	29.019	41.988	39.355
2	1	4:01.974	1:10.650	49.074		7	1	4:52.692	26.980	42.589	
3	1	2:10.349	43.439	45.576	41.334	8	1	2:07.004	43.554	43.034	40.416
4	1	1:48.838	27.644	41.829	39.365	9	1	1:46.765	26.699	41.434	38.632
5	1	1:48.528	27.730	41.600	39.198						