

MISANO GRAND PRIX TRUCK 2018

Misano World Circuit, length 4048 m

25.-27. MAY 2018

FIA European Truck Racing Championship

Lap Analysis Championship Race 3, 27.05.2018

FIA-Visa.No.: 1ETRC-ITA16.05.2018

1 Adam LACKO , FREIGHTLINER / CZE

Theoretische Bestzeit: 2:06.64

Lap	Time	S1	S2	S3	Lap	Time	S1	S2	S3
1	2:14.559	39.325	51.111	44.123	7	2:08.103	34.691	49.751	43.661
2	2:06.733	33.658	49.439	43.636	8	2:07.489	33.897	49.699	43.893
3	2:08.243	34.235	49.592	44.416	9	2:07.661	33.884	49.881	43.896
4	2:06.929	33.811	49.499	43.619	10	2:07.703	33.959	49.784	43.960
5	2:07.437	34.000	49.621	43.816	11	2:08.401	34.394	50.034	43.973
6	2:07.398	33.760	49.369	44.269	12	2:10.888	34.360	50.534	45.994

2 Jochen HAHN , IVECO / DEU

Theoretische Bestzeit: 2:03.70

Lap	Time	S1	S2	S3	Lap	Time	S1	S2	S3
1	2:07.264	36.334	48.437	42.493	7	2:05.086	33.194	48.754	43.138
2	2:04.207	32.770	48.585	42.852	8	2:05.297	33.402	48.766	43.129
3	2:04.152	32.818	48.498	42.836	9	2:05.130	33.296	48.743	43.091
4	2:04.235	32.839	48.545	42.851	10	2:05.597	33.293	48.931	43.373
5	2:04.831	33.074	48.493	43.264	11	2:05.906	33.306	49.001	43.599
6	2:04.730	33.043	48.563	43.124	12	2:06.525	33.488	48.933	44.104

3 Norbert KISS , MERCEDES BENZ / HUN

Theoretische Bestzeit: 2:04.25

Lap	Time	S1	S2	S3	Lap	Time	S1	S2	S3
1	2:09.168	37.519	48.820	42.829	7	2:04.887	32.812	49.047	43.028
2	2:04.370	32.691	48.791	42.888	8	2:05.708	32.834	49.530	43.344
3	2:04.544	32.646	48.975	42.923	9	2:05.220	33.064	49.061	43.095
4	2:04.643	32.723	49.104	42.816	10	2:05.748	33.175	49.167	43.406
5	2:05.060	32.967	49.088	43.005	11	2:05.562	33.257	49.218	43.087
6	2:05.270	33.113	49.075	43.082	12	2:05.639	33.138	49.164	43.337

7 Jamie ANDERSON , MAN / GBR

Theoretische Bestzeit: 2:06.58

Lap	Time	S1	S2	S3	Lap	Time	S1	S2	S3
1	2:17.318	42.685	50.369	44.264	7	2:06.785	33.462	49.438	43.885
2	2:08.124	34.642	49.758	43.724	8	2:07.331	33.859	49.568	43.904
3	2:08.337	33.909	49.626	44.802	9	2:07.269	33.571	49.878	43.820
4	2:08.045	33.721	50.432	43.892	10	2:07.549	33.971	49.677	43.901
5	2:08.972	34.036	50.117	44.819	11	2:07.575	33.784	49.703	44.088
6	2:07.342	33.932	49.722	43.688	12	2:08.269	33.896	49.924	44.449

11 Andre KURSIM , IVECO / DEU

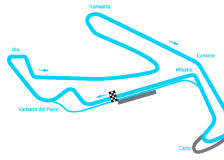
Theoretische Bestzeit: 2:04.91

Lap	Time	S1	S2	S3	Lap	Time	S1	S2	S3
1	2:11.572	38.951	49.232	43.389	7	2:05.937	33.118	49.442	43.377
2	2:04.910	32.831	49.038	43.041	8	2:06.105	33.159	49.444	43.502
3	2:05.659	32.947	49.550	43.162	9	2:06.374	33.224	49.651	43.499
4	2:05.291	32.971	49.078	43.242	10	2:06.344	33.299	49.496	43.549
5	2:05.643	32.939	49.550	43.154	11	2:06.827	33.236	49.886	43.705
6	2:06.286	32.951	49.785	43.550	12	2:06.703	33.337	49.887	43.479

12 Ray COLEMAN , MAN / GBR

Theoretische Bestzeit: 2:08.16

Lap	Time	S1	S2	S3	Lap	Time	S1	S2	S3
1	2:20.126	43.275	52.393	44.458	7	2:09.296	33.996	50.613	44.687
2	2:09.845	34.106	51.179	44.560	8	2:09.917	34.656	50.895	44.366
3	2:09.520	34.529	50.964	44.027	9	2:10.473	34.022	51.534	44.917
4	2:08.770	33.722	50.690	44.358	10	2:09.765	34.006	50.888	44.871
5	2:09.576	34.060	51.033	44.483	11	2:10.575	34.437	51.164	44.974
6	2:08.778	34.034	50.411	44.333	12	2:10.750	34.511	51.292	44.947



MISANO GRAND PRIX TRUCK 2018

Misano World Circuit, length 4048 m

25.-27. MAY 2018

FIA European Truck Racing Championship

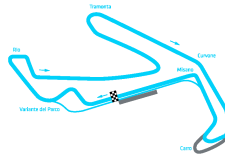
Lap Analysis Championship Race 3, 27.05.2018

FIA-Visa.No.: 1ETRC-ITA16.05.2018

17 Shane BRERETON , MAN / GBR

Theoretische Bestzeit: 2:06.49

Lap	Time	S1	S2	S3	Lap	Time	S1	S2	S3
1	2:15.467	40.049	50.267	45.151	7	2:07.258	33.494	49.597	44.167
2	2:06.539	33.382	49.430	43.727	8	2:07.904	34.008	50.004	43.892
3	2:07.996	33.874	49.429	44.693	9	2:08.579	33.836	49.598	45.145
4	2:07.175	33.816	49.560	43.799	10	2:07.795	33.711	50.071	44.013
5	2:07.727	33.843	49.418	44.466	11	2:17.896	33.919	49.962	
6	2:08.462	34.476	50.289	43.697	12	2:21.299	46.606	49.961	44.732



MISANO GRAND PRIX TRUCK 2018

Misano World Circuit, length 4048 m

25.-27. MAY 2018

FIA European Truck Racing Championship

Lap Analysis Championship Race 3, 27.05.2018

FIA-Visa.No.: 1ETRC-ITA16.05.2018

21 Thomas ROBINEAU , MAN / FRA

Theoretische Bestzeit: 2:05.82

Lap	Time	S1	S2	S3	Lap	Time	S1	S2	S3
1	2:16.287	41.444	50.444	44.399	7	2:07.221	33.536	49.669	44.016
2	2:07.267	34.124	49.191	43.952	8	2:07.922	33.713	50.357	43.852
3	2:07.500	33.827	49.244	44.429	9	2:07.499	33.886	49.992	43.621
4	2:07.297	33.952	49.486	43.859	10	2:06.262	33.343	48.944	43.975
5	2:07.374	33.960	49.411	44.003	11	2:06.409	33.509	49.359	43.541
6	2:07.930	34.280	49.916	43.734	12	2:07.039	33.506	49.692	43.841

22 Oliver JANES , FREIGHTLINER / GBR

Theoretische Bestzeit: 2:11.75

Lap	Time	S1	S2	S3	Lap	Time	S1	S2	S3
1	2:21.835	44.073	52.233	45.529	3	2:20.451	35.939	55.623	48.889
2	2:12.868	33.995	52.404	46.469					

23 Antonio ALBACETE , MAN / ESP

Theoretische Bestzeit: 2:04.35

Lap	Time	S1	S2	S3	Lap	Time	S1	S2	S3
1	2:10.811	38.467	49.128	43.216	7	2:05.462	33.159	49.133	43.170
2	2:04.923	33.127	48.733	43.063	8	2:06.282	33.724	49.272	43.286
3	2:04.787	33.030	48.949	42.808	9	2:05.778	33.508	49.100	43.170
4	2:04.615	32.855	48.780	42.980	10	2:06.597	33.414	49.487	43.696
5	2:05.056	33.280	48.691	43.085	11	2:06.298	33.498	49.127	43.673
6	2:04.659	33.012	48.739	42.908	12	2:07.007	33.991	49.518	43.498

24 Steffen FAAS , MERCEDES BENZ / DEU

Theoretische Bestzeit: 2:07.02

Lap	Time	S1	S2	S3	Lap	Time	S1	S2	S3
1	2:16.857	41.963	50.899	43.995	7	2:09.640	34.001	51.130	44.509
2	2:07.845	34.144	49.773	43.928	8	2:09.324	34.196	50.791	44.337
3	2:08.138	33.899	50.269	43.970	9	2:18.313	33.746	50.651	
4	2:08.272	33.324	50.775	44.173	10	2:19.167	44.214	50.506	44.447
5	2:10.533	33.812	50.926	45.795	11	2:08.936	33.864	50.845	44.227
6	2:09.278	34.102	50.714	44.462	12	2:09.006	33.971	50.496	44.539

27 Gerhard KÖRBER , IVECO / DEU

Theoretische Bestzeit: 2:05.83

Lap	Time	S1	S2	S3	Lap	Time	S1	S2	S3
1	2:15.660	40.891	49.881	44.888	7	2:14.788	33.868	49.944	
2	2:07.560	33.649	49.387	44.524	8	2:17.660	44.766	49.454	43.440
3	2:07.160	33.306	49.250	44.604	9	2:07.737	34.098	50.283	43.356
4	2:07.187	33.924	49.398	43.865	10	2:06.204	33.489	49.177	43.538
5	2:07.769	33.890	50.113	43.766	11	2:06.390	33.428	49.383	43.579
6	2:08.656	34.180	50.501	43.975	12	2:07.426	33.771	49.231	44.424

30 Sascha LENZ , MAN / DEU

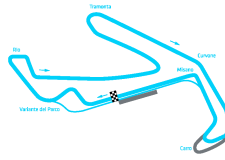
Theoretische Bestzeit: 2:04.39

Lap	Time	S1	S2	S3	Lap	Time	S1	S2	S3
1	2:13.228	39.604	50.507	43.117	7	2:06.088	33.455	49.090	43.543
2	2:04.395	32.693	48.612	43.090	8	2:06.313	33.317	49.448	43.548
3	2:04.955	32.839	48.932	43.184	9	2:06.154	33.359	49.388	43.407
4	2:05.507	33.282	48.955	43.270	10	2:06.768	33.507	49.431	43.830
5	2:05.685	33.331	49.040	43.314	11	2:06.792	33.716	49.473	43.603
6	2:06.218	33.105	49.344	43.769	12	2:06.364	33.515	49.362	43.487

32 Luis RECUENCO , MAN / ESP

Theoretische Bestzeit: 2:07.11

Lap	Time	S1	S2	S3	Lap	Time	S1	S2	S3
1	2:20.739	45.126	50.936	44.677	7	2:09.215	33.785	50.366	45.064
2	2:09.446	34.474	50.802	44.170	8	2:09.079	34.077	50.423	44.579
3	2:08.662	34.900	49.954	43.808	9	2:19.294	34.060	50.039	
4	2:08.094	33.705	50.071	44.318	10	2:19.127	44.557	50.232	44.338



MISANO GRAND PRIX TRUCK 2018

Misano World Circuit, length 4048 m

25.-27. MAY 2018

FIA European Truck Racing Championship

Lap Analysis Championship Race 3, 27.05.2018

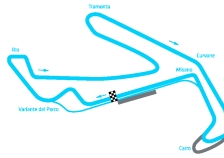
FIA-Visa.No.: 1ETRC-ITA16.05.2018

Lap	Time	S1	S2	S3	Lap	Time	S1	S2	S3
5	2:07.929	34.181	50.087	43.661	11	2:08.537	34.009	49.887	44.641
6	2:07.332	33.820	49.989	43.523	12	3:08.296	34.125	50.084	1:44.087

38 Eduardo E.RODRIGUES , MAN / PRT

Theoretische Bestzeit: 2:08.46

Lap	Time	S1	S2	S3	Lap	Time	S1	S2	S3
1	2:18.579	43.500	50.999	44.080	7	2:09.626	34.105	50.704	44.817
2	2:09.081	34.106	50.869	44.106	8	2:09.706	34.510	50.503	44.693
3	2:08.947	33.878	50.923	44.146	9	2:11.750	35.059	51.431	45.260
4	2:09.738	34.113	51.257	44.368	10	2:09.972	34.431	51.160	44.381
5	2:10.317	33.966	51.383	44.968	11	2:10.634	34.398	51.236	45.000
6	2:09.171	34.104	50.630	44.437	12	2:10.608	34.355	50.959	45.294



MISANO GRAND PRIX TRUCK 2018

Misano World Circuit, length 4048 m

25.-27. MAY 2018

FIA European Truck Racing Championship

Lap Analysis Championship Race 3, 27.05.2018

FIA-Visa.No.: 1ETRC-ITA16.05.2018

44 Stephanie HALM , IVECO / DEU

Theoretische Bestzeit: 2:03.93

Lap	Time	S1	S2	S3	Lap	Time	S1	S2	S3
1	2:08.367	37.227	48.628	42.512	7	2:05.149	33.302	48.790	43.057
2	2:04.061	32.856	48.571	42.634	8	2:05.169	33.250	48.835	43.084
3	2:04.189	32.861	48.673	42.655	9	2:05.502	33.366	48.854	43.282
4	2:04.770	33.129	48.683	42.958	10	2:05.547	33.414	48.905	43.228
5	2:04.601	33.160	48.621	42.820	11	2:05.915	33.433	49.088	43.394
6	2:05.040	33.309	48.788	42.943	12	2:06.082	33.516	49.036	43.530

45 Frans SMIT , SCANIA / NLD

Theoretische Bestzeit: 2:10.42

Lap	Time	S1	S2	S3	Lap	Time	S1	S2	S3
1	2:23.159	44.439	53.150	45.570	7	2:11.239	34.426	51.334	45.479
2	2:11.027	34.654	51.452	44.921	8	2:11.562	34.604	51.675	45.283
3	2:10.855	34.322	51.481	45.052	9	2:12.206	34.626	51.920	45.660
4	2:11.600	34.438	51.786	45.376	10	2:11.507	34.792	51.177	45.538
5	2:11.186	34.447	51.671	45.068	11	2:11.741	34.459	51.807	45.475
6	2:10.997	34.515	51.419	45.063	12	2:12.679	34.687	52.462	45.530

77 Rene REINERT , MAN / DEU

Theoretische Bestzeit: 2:04.22

Lap	Time	S1	S2	S3	Lap	Time	S1	S2	S3
1	2:09.864	37.973	48.929	42.962	7	2:05.763	33.277	49.089	43.397
2	2:04.378	32.921	48.544	42.913	8	2:05.964	33.545	49.149	43.270
3	2:04.810	32.770	49.027	43.013	9	2:05.817	33.266	49.041	43.510
4	2:04.903	33.096	48.732	43.075	10	2:06.694	33.270	49.943	43.481
5	2:05.017	33.081	48.774	43.162	11	2:06.610	33.420	49.069	44.121
6	2:05.266	33.307	48.824	43.135	12	2:06.954	33.607	49.640	43.707

88 Ryan SMITH , MAN / GBR

Theoretische Bestzeit: 2:05.40

Lap	Time	S1	S2	S3	Lap	Time	S1	S2	S3
1	2:16.087	40.944	50.082	45.061	7	2:06.153	33.962	48.909	43.282
2	2:07.376	33.658	49.254	44.464	8	2:06.120	33.210	49.474	43.436
3	2:07.334	33.405	49.215	44.714	9	2:06.494	33.499	49.324	43.671
4	2:07.105	33.795	49.312	43.998	10	2:07.246	33.428	49.677	44.141
5	2:07.009	33.937	49.537	43.535	11	2:06.870	33.520	49.411	43.939
6	2:06.661	33.325	48.914	44.422	12	2:10.331	33.789	50.571	45.971