

MISANO GRAND PRIX TRUCK 2018

Misano World Circuit, length 4048 m

25.-27. MAY 2018

FIA European Truck Racing Championship

Lap Analysis Championship Race 2, 26.05.2018

FIA-Visa.No.: 1ETRC-ITA16.05.2018

1 Adam LACKO , FREIGHTLINER / CZE

Theoretische Bestzeit: 2:04.43

Lap	Time	S1	S2	S3	Lap	Time	S1	S2	S3
1	2:10.628	38.491	49.041	43.096	7	2:05.623	33.071	49.171	43.381
2	2:04.462	32.815	48.698	42.949	8	2:06.858	33.222	49.768	43.868
3	2:04.777	32.947	48.911	42.919	9	2:07.085	33.266	49.693	44.126
4	2:04.886	32.959	48.906	43.021	10	2:07.213	33.342	49.891	43.980
5	2:05.154	33.033	48.978	43.143	11	2:06.820	33.447	49.745	43.628
6	2:05.778	33.619	49.166	42.993	12	2:06.244	33.080	49.697	43.467

2 Jochen HAHN , IVECO / DEU

Theoretische Bestzeit: 2:03.36

Lap	Time	S1	S2	S3	Lap	Time	S1	S2	S3
1	2:14.882			42.616	7	2:05.351	32.947	49.248	43.156
2	2:03.552	32.652	48.465	42.435	8	2:06.726	33.446	49.967	43.313
3	2:03.871	32.814	48.355	42.702	9	2:07.214	33.420	49.660	44.134
4	2:03.883	32.860	48.281	42.742	10	2:07.351	33.520	50.190	43.641
5	2:04.227	32.983	48.415	42.829	11	2:07.970	33.582	49.683	44.705
6	2:06.001	33.751	48.881	43.369	12	2:08.640	35.206	49.736	43.698

3 Norbert KISS , MERCEDES BENZ / HUN

Theoretische Bestzeit: 2:04.50

Lap	Time	S1	S2	S3	Lap	Time	S1	S2	S3
1	2:15.901	41.812	51.217	42.872	7	2:05.693	33.207	49.344	43.142
2	2:04.561	32.679	49.092	42.790	8	2:07.224	33.082	49.905	44.237
3	2:04.800	32.763	49.034	43.003	9	2:06.724	32.975	49.837	43.912
4	2:04.786	32.811	49.179	42.796	10	2:06.877	33.162	49.946	43.769
5	2:04.995	32.866	49.135	42.994	11	2:06.903	33.173	50.162	43.568
6	2:05.562	33.187	49.274	43.101	12	2:06.739	33.306	49.669	43.764

6 Anthony JANIEC , MAN / FRA

Theoretische Bestzeit: 2:04.20

Lap	Time	S1	S2	S3	Lap	Time	S1	S2	S3
1	2:09.635	37.998	48.699	42.938	7	2:05.371	32.830	49.227	43.314
2	2:04.350	32.707	48.846	42.797	8	2:07.923	33.225	50.675	44.023
3	2:04.810	32.820	48.930	43.060	9	2:07.424	33.386	49.612	44.426
4	2:05.060	32.846	48.977	43.237	10	2:07.293	33.235	49.877	44.181
5	2:05.044	32.877	48.982	43.185	11	2:08.771	33.198	50.537	45.036
6	2:05.309	33.037	49.117	43.155	12	2:07.980	33.617	49.973	44.390

7 Jamie ANDERSON , MAN / GBR

Theoretische Bestzeit: 2:13.23

Lap	Time	S1	S2	S3	Lap	Time	S1	S2	S3
1	2:32.498	39.793	1:06.724	45.981	2	3:19.393	34.583	52.666	

12 Ray COLEMAN , MAN / GBR

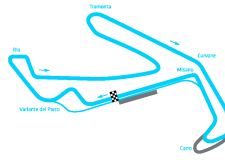
Theoretische Bestzeit: 2:08.72

Lap	Time	S1	S2	S3	Lap	Time	S1	S2	S3
1	2:18.466	41.451	52.843	44.172	7	2:19.763	36.125	54.245	49.393
2	2:10.327	34.035	51.560	44.732	8	2:19.105	36.845	54.126	48.134
3	2:10.482	35.438	50.513	44.531	9	2:18.835	36.887	54.241	47.707
4	2:15.155	35.868	52.730	46.557	10	2:18.063	36.755	53.853	47.455
5	2:14.487	35.658	52.147	46.682	11	2:17.638	36.573	53.408	47.657
6	2:15.106	36.008	52.849	46.249	12	2:18.824	36.535	53.520	48.769

17 Shane BRERETON , MAN / GBR

Theoretische Bestzeit: 2:05.11

Lap	Time	S1	S2	S3	Lap	Time	S1	S2	S3
1	2:20.222	40.773	54.874	44.575	7	2:07.204	33.744	49.572	43.888
2	2:07.345	33.784	50.040	43.521	8	2:09.655	33.562	50.997	45.096
3	2:05.444	32.931	49.254	43.259	9	2:08.693	33.745	50.806	44.142
4	2:05.486	33.222	48.921	43.343	10	2:09.816	33.840	50.386	45.590
5	2:06.897	33.089	49.424	44.384	11	2:08.251	33.981	50.074	44.196



MISANO GRAND PRIX TRUCK 2018

Misano World Circuit, length 4048 m

25.-27. MAY 2018

FIA European Truck Racing Championship

Lap Analysis Championship Race 2, 26.05.2018

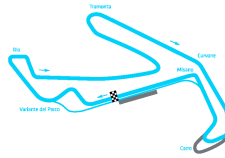
FIA-Visa.No.: 1ETRC-ITA16.05.2018

Lap	Time	S1	S2	S3	Lap	Time	S1	S2	S3
6	2:08.690	33.972	50.933	43.785	12	2:09.552	34.110	50.841	44.601

21 Thomas ROBINEAU , MAN / FRA

Theoretische Bestzeit: 2:05.39

Lap	Time	S1	S2	S3	Lap	Time	S1	S2	S3
1	2:19.563			44.607	7	2:06.853	33.037	49.868	43.948
2	2:06.977	34.060	49.767	43.150	8	2:08.307	33.809	50.290	44.208
3	2:05.575	33.045	49.392	43.138	9	2:08.282	33.616	50.001	44.665
4	2:05.714	33.099	49.258	43.357	10	2:07.523	33.078	50.072	44.373
5	2:05.878	33.114	49.499	43.265	11	2:06.586	33.104	49.731	43.751
6	2:05.490	33.009	49.353	43.128	12	2:07.891	33.513	50.160	44.218



MISANO GRAND PRIX TRUCK 2018

Misano World Circuit, length 4048 m

25.-27. MAY 2018

FIA European Truck Racing Championship

Lap Analysis Championship Race 2, 26.05.2018

FIA-Visa.No.: 1ETRC-ITA16.05.2018

22 Oliver JANES , FREIGHTLINER / GBR

Theoretische Bestzeit: 2:07.40

Lap	Time	S1	S2	S3	Lap	Time	S1	S2	S3
1	2:23.006	45.079	52.880	45.047	7	2:12.512	33.823	51.870	46.819
2	2:09.487	34.130	50.688	44.669	8	2:09.638	33.781	50.850	45.007
3	2:08.604	34.618	49.929	44.057	9	2:09.804	33.861	51.014	44.929
4	2:09.953	34.109	51.990	43.854	10	2:08.862	33.909	50.453	44.500
5	2:09.483	34.229	50.936	44.318	11	2:09.410	33.914	50.369	45.127
6	2:08.079	33.619	50.228	44.232	12	2:09.352	33.960	50.648	44.744

23 Antonio ALBACETE , MAN / ESP

Theoretische Bestzeit: 2:05.45

Lap	Time	S1	S2	S3	Lap	Time	S1	S2	S3
1	2:29.561	39.415	1:06.658	43.488	7	2:11.722	33.257	52.500	45.965
2	2:07.069	33.582	49.208	44.279	8	2:10.487	33.295	50.426	46.766
3	2:06.195	33.262	49.468	43.465	9	2:07.191	33.475	49.895	43.821
4	2:08.596	34.053	50.898	43.645	10	2:07.303	33.297	49.973	44.033
5	2:06.740	34.253	49.330	43.157	11	2:07.508	33.703	49.656	44.149
6	2:05.508	33.295	49.041	43.172	12	2:07.522	33.628	49.808	44.086

24 Steffen FAAS , MERCEDES BENZ / DEU

Theoretische Bestzeit:

Lap	Time	S1	S2	S3	Lap	Time	S1	S2	S3
1	2:25.085	49.035	50.783	45.267					

27 Gerhard KÖRBER , IVECO / DEU

Theoretische Bestzeit: 2:05.34

Lap	Time	S1	S2	S3	Lap	Time	S1	S2	S3
1	2:24.201	49.664	50.449	44.088	5	2:05.632	33.157	49.042	43.433
2	2:08.015	33.289	49.382	45.344	6	2:05.959	33.059	49.652	43.248
3	2:07.205	34.011	49.343	43.851	7	2:43.373	33.457	49.668	
4	2:09.596	36.237	49.999	43.360					

30 Sascha LENZ , MAN / DEU

Theoretische Bestzeit: 2:04.15

Lap	Time	S1	S2	S3	Lap	Time	S1	S2	S3
1	2:08.023	35.943	48.946	43.134	7	2:05.081	33.227	48.814	43.040
2	2:04.192	32.720	48.506	42.966	8	2:07.428	32.905	50.300	44.223
3	2:04.566	32.786	48.848	42.932	9	2:06.821	33.175	49.388	44.258
4	2:04.679	32.883	48.747	43.049	10	2:06.158	33.197	49.233	43.728
5	2:05.128	33.068	48.882	43.178	11	2:06.655	33.054	49.960	43.641
6	2:05.073	33.103	48.836	43.134	12	2:06.969	33.398	49.375	44.196

32 Luis RECUENCO , MAN / ESP

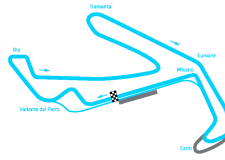
Theoretische Bestzeit: 2:07.42

Lap	Time	S1	S2	S3	Lap	Time	S1	S2	S3
1	2:21.022	43.825	52.300	44.897	7	2:14.974	33.859	52.461	48.654
2	2:10.927	34.614	50.486	45.827	8	2:13.668	36.937	51.813	44.918
3	2:10.243	35.550	51.128	43.565	9	2:09.505	33.966	50.669	44.870
4	2:12.912	35.398	51.151	46.363	10	2:08.389	34.184	50.200	44.005
5	2:52.787	1:18.439	50.302	44.046	11	2:10.827	34.867	51.753	44.207
6	2:08.260	33.947	50.051	44.262	12	2:08.643	33.807	50.740	44.096

38 Eduardo E.RODRIGUES , MAN / PRT

Theoretische Bestzeit: 2:08.85

Lap	Time	S1	S2	S3	Lap	Time	S1	S2	S3
1	2:19.207	42.456	52.222	44.529	7	2:13.423	34.182	52.786	46.455
2	2:11.518	33.837	51.925	45.756	8	2:13.537	35.184	52.565	45.788
3	2:10.003	33.915	51.686	44.402	9	2:11.519	34.432	51.896	45.191
4	2:14.522	35.373	52.200	46.949	10	2:10.551	34.371	51.381	44.799
5	2:13.792	37.136	50.616	46.040	11	2:11.320	34.188	52.230	44.902
6	2:09.944	34.438	50.828	44.678	12	2:11.035	34.250	51.988	44.797



MISANO GRAND PRIX TRUCK 2018

Misano World Circuit, length 4048 m

25.-27. MAY 2018

FIA European Truck Racing Championship

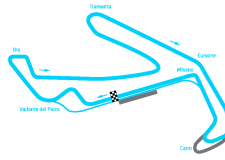
Lap Analysis Championship Race 2, 26.05.2018

FIA-Visa.No.: 1ETRC-ITA16.05.2018

44 Stephanie HALM , IVECO / DEU

Theoretische Bestzeit: 2:04.53

Lap	Time	S1	S2	S3	Lap	Time	S1	S2	S3
1	2:21.955	48.417	49.003	44.535	7	2:05.402	33.329	49.156	42.917
2	2:06.905	34.550	49.143	43.212	8	2:10.443	33.132	50.375	46.936
3	2:04.655	32.970	48.853	42.832	9	2:08.449	33.789	50.143	44.517
4	2:05.459	33.315	48.774	43.370	10	2:08.344	33.909	50.207	44.228
5	2:05.829	33.037	49.203	43.589	11	2:07.340	33.783	49.870	43.687
6	2:04.896	33.020	48.730	43.146	12	2:07.218	33.616	49.608	43.994



MISANO GRAND PRIX TRUCK 2018

Misano World Circuit, length 4048 m

25.-27. MAY 2018

FIA European Truck Racing Championship

Lap Analysis Championship Race 2, 26.05.2018

FIA-Visa.No.: 1ETRC-ITA16.05.2018

45 Frans SMIT , SCANIA / NLD

Theoretische Bestzeit: 2:10.63

Lap	Time	S1	S2	S3	Lap	Time	S1	S2	S3
1	2:25.171	44.421	54.758	45.992	7	2:18.414	35.047	53.786	49.581
2	2:12.309	34.955	51.430	45.924	8	2:19.192	36.866	53.988	48.338
3	2:10.749	34.368	51.278	45.103	9	2:18.856	36.894	53.406	48.556
4	2:10.850	34.253	51.409	45.188	10	2:18.076	36.679	53.467	47.930
5	2:13.879	36.077	51.869	45.933	11	2:17.597	36.448	53.619	47.530
6	2:13.061	35.021	52.039	46.001	12	2:18.649	36.389	53.345	48.915

77 Rene REINERT , MAN / DEU

Theoretische Bestzeit: 2:04.53

Lap	Time	S1	S2	S3	Lap	Time	S1	S2	S3
1	2:21.464	45.699	51.023	44.742	7	2:05.074	33.134	48.829	43.111
2	2:08.312	34.611	49.541	44.160	8	2:07.377	33.103	49.840	44.434
3	2:05.587	33.820	48.956	42.811	9	2:07.973	33.499	49.990	44.484
4	2:05.331	32.991	49.162	43.178	10	2:07.810	33.505	50.167	44.138
5	2:05.258	32.897	49.133	43.228	11	2:07.063	33.636	49.615	43.812
6	2:06.806	33.560	50.220	43.026	12	2:07.620	33.492	49.772	44.356