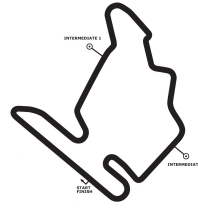


BUDAPEST TRUCK GRAND PRIX

Hungaroring, length 4381 m



SWIFT Cup EUROPE

Lap Analysis Collective test 1, 15.06.2018

7 Anton Bauer (DEU) (Suzuki Swift)

Theoretische Bestzeit: 1:49.869

Lap	D	Time	S1	S2	S3	Lap	D	Time	S1	S2	S3
1	1	5:23.548		56.690	09.441	7	1	2:19.221	50.913	50.085	38.223
2	1	2:50.660	1:21.949	50.307	38.404	8	1	2:32.815	56.018	50.450	
3	1	2:19.408	51.036	50.167	38.205	9	1	4:25.089	2:54.087	52.633	38.369
4	1	2:18.795	50.596	50.111	38.088	10	1	2:19.434	50.897	50.525	38.012
5	1	2:18.550	50.562	49.900	38.088	11	1	2:19.356	50.528	50.524	38.304
6	1	2:19.309	50.834	50.102	38.373						

503 Laci Ács (HUN) (Suzuki Swift)

Theoretische Bestzeit: 2:18.306

Lap	D	Time	S1	S2	S3	Lap	D	Time	S1	S2	S3
1	1	3:40.401		53.820	39.768	7	1	2:19.023	51.099	49.690	38.234
2	1	2:19.739	51.021	50.132	38.586	8	1	2:18.368	50.692	49.557	38.119
3	1	2:26.217	53.498	54.497	38.222	9	1	2:19.016	51.175	49.732	38.109
4	1	2:18.537	50.640	49.691	38.206	10	1	2:25.562	54.291	53.085	38.186
5	1	2:26.533	50.928	49.747		11	1	2:18.514	50.645	49.737	38.132
6	1	4:01.859	2:33.323	49.842	38.694	12	1	2:23.241	51.185	49.686	42.370

504 Róbert Kegyes (HUN) (Suzuki Swift)

Theoretische Bestzeit: 2:17.253

Lap	D	Time	S1	S2	S3	Lap	D	Time	S1	S2	S3
1	1	3:26.987		1:00.058	41.455	6	1	5:30.039	4:03.187	48.960	37.892
2	1	2:21.154	51.489	51.039	38.626	7	1	2:17.686	50.401	49.257	38.028
3	1	2:17.970	50.739	49.139	38.092	8	1	2:18.185	50.626	49.119	38.440
4	1	2:20.003	52.481	49.157	38.365	9	1	2:19.097	51.060	49.564	38.473
5	1	2:25.877	50.718	49.190		10	1	2:27.885	51.407	50.547	

507 Gergő Rácz (HUN) (Suzuki Swift)

Theoretische Bestzeit: 2:19.027

Lap	D	Time	S1	S2	S3	Lap	D	Time	S1	S2	S3
1	1	3:01.369		55.636	41.579	7	1	2:20.489	51.227	50.938	38.324
2	1	2:22.230	52.144	51.493	38.593	8	1	2:19.887	51.169	50.497	38.221
3	1	2:24.914	51.057	53.756	40.101	9	1	2:20.857	51.436	50.904	38.517
4	1	2:29.490	50.492	50.629		10	1	2:19.954	50.845	50.804	38.305
5	1	4:25.175	2:53.813	51.516	39.846	11	1	2:19.782	50.784	50.314	38.684
6	1	2:21.377	51.804	50.998	38.575	12	1	2:21.621	52.207	51.005	38.409

508 Gábor Együd (HUN) (Suzuki Swift)

Theoretische Bestzeit:

Lap	D	Time	S1	S2	S3	Lap	D	Time	S1	S2	S3
1	1	5:20.688				6	1	2:19.538			
2	1	2:20.343				7	1	2:20.051			
3	1	2:18.950				8	1	2:19.913			
4	1	2:19.145				9	1	2:21.902			
5	1	6:59.726				10	1	2:23.038			

511 Krisztián Füge (HUN) (Suzuki Swift)

Theoretische Bestzeit: 2:17.097

Lap	D	Time	S1	S2	S3	Lap	D	Time	S1	S2	S3
1	1	3:00.848		56.703	41.386	7	1	2:41.351	55.071	54.908	
2	1	2:25.225	52.109	54.253	38.863	8	1	5:12.426	3:44.849	49.757	37.820
3	1	2:20.589	51.660	50.780	38.149	9	1	2:17.116	50.330	49.190	37.596
4	1	2:18.100	50.676	49.549	37.875	10	1	2:17.563	50.311	49.340	37.912
5	1	2:18.470	50.976	49.506	37.988	11	1	2:17.904	50.505	49.613	37.786
6	1	2:19.802	50.655	49.725	39.422	12	1	2:33.447	57.165	54.327	41.955

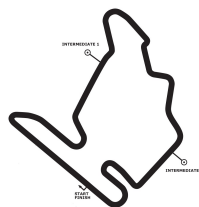
518 Lali Szomszéd (HUN) (Suzuki Swift)

Theoretische Bestzeit: 2:17.841

Lap	D	Time	S1	S2	S3	Lap	D	Time	S1	S2	S3
1	1	3:05.992		55.080	39.150	7	1	2:21.391	50.638	50.138	40.615
2	1	2:21.904	52.371	50.167	39.366	8	1	2:22.747	53.897	50.876	37.974
3	1	2:19.717	50.490	50.806	38.421	9	1	2:18.362	50.781	49.521	38.060
4	1	2:18.224	50.670	49.724	37.830	10	1	2:30.271	50.570	51.705	
5	1	2:24.881	52.202	53.740	38.939	11	1	4:52.315	3:23.894	50.308	38.113
6	1	2:19.139	50.993	50.233	37.913	12	1	2:18.089	50.618	49.594	37.877

BUDAPEST TRUCK GRAND PRIX

Hungaroring, length 4381 m



SWIFT Cup EUROPE

Lap Analysis Collective test 1, 15.06.2018

521 Benjámín Nagy (HUN) (Suzuki Swift)

Theoretische Bestzeit: 2:17.460

Lap	D	Time	S1	S2	S3	Lap	D	Time	S1	S2	S3
1	1	3:47.082		1:00.400	40.678	7	1	2:17.979	50.553	49.687	37.739
2	1	2:22.351	52.495	51.543	38.313	8	1	2:17.753	50.404	49.654	37.695
3	1	2:19.727	51.193	50.513	38.021	9	1	2:17.861	50.684	49.518	37.659
4	1	2:18.617	50.283	50.623	37.711	10	1	2:17.871	50.600	49.570	37.701
5	1	2:18.077	50.309	49.983	37.785	11	1	2:38.454	53.512	55.860	
6	1	2:18.179	50.616	49.879	37.684						

527 Attila Mészáros (HUN) (Suzuki Swift)

Theoretische Bestzeit: 2:19.771

Lap	D	Time	S1	S2	S3	Lap	D	Time	S1	S2	S3
1	1	3:53.366		56.233	40.374	7	1	2:29.986	51.477	51.603	
2	1	2:23.892	52.240	52.622	39.030	8	1	2:52.095	1:22.974	50.583	38.538
3	1	2:23.812	51.802	53.341	38.669	9	1	2:22.892	51.498	52.710	38.684
4	1	2:21.074	51.609	50.990	38.475	10	1	2:20.521	51.958	50.290	38.273
5	1	2:20.573	51.226	50.594	38.753	11	1	2:21.264	51.259	50.273	39.732
6	1	2:20.769	51.225	51.231	38.313	12	1	2:21.272	51.359	51.025	38.888

531 Balázs Körmöczi (HUN) (Suzuki Swift)

Theoretische Bestzeit: 2:16.500

Lap	D	Time	S1	S2	S3	Lap	D	Time	S1	S2	S3
1	1	3:59.137		52.295	39.031	6	1	2:16.960	50.155	49.119	37.686
2	1	2:21.422	52.113	51.210	38.099	7	1	2:16.833	50.108	48.943	37.782
3	1	2:18.216	50.466	49.871	37.879	8	1	2:16.660	50.216	48.761	37.683
4	1	2:17.735	50.494	49.610	37.631	9	1	2:17.063	50.263	49.015	37.785
5	1	2:16.927	50.163	49.082	37.682	10	1	2:55.100	58.208	1:00.009	

532 Gergő Körmöczi (HUN) (Suzuki Swift)

Theoretische Bestzeit: 2:16.699

Lap	D	Time	S1	S2	S3	Lap	D	Time	S1	S2	S3
1	1	3:01.508		54.592	40.727	8	1	2:39.415	59.600	1:01.044	38.771
2	1	2:23.035	52.635	52.282	38.118	9	1	2:16.778	49.960	49.066	37.752
3	1	2:20.789	50.556	52.335	37.898	10	1	2:17.448	50.052	49.672	37.724
4	1	2:17.297	50.076	49.501	37.720	11	1	2:17.755	50.455	49.526	37.774
5	1	2:17.953	50.502	49.778	37.673	12	1	2:17.369	50.091	49.403	37.875
6	1	2:18.740	50.565	50.131	38.044	13	1	2:18.807	51.319	49.354	38.134
7	1	2:17.853	50.319	49.809	37.725	14	1	1:45.186			

540 Jan Antonewski (POL) (Suzuki Swift)

Theoretische Bestzeit:

Lap	D	Time	S1	S2	S3	Lap	D	Time	S1	S2	S3
1	1	5:52.861				5	1	12:28.784			
2	1	2:18.819				6	1	2:21.670			
3	1	2:17.040				7	1	3:39.025			
4	1	2:16.863									

546 Ádám Lengyel (HUN) (Suzuki Swift)

Theoretische Bestzeit: 2:16.337

Lap	D	Time	S1	S2	S3	Lap	D	Time	S1	S2	S3
1	1	3:27.207		1:00.625	42.215	6	1	2:16.444	50.207	48.754	37.483
2	1	2:23.301	55.143	50.496	37.662	7	1	2:16.412	50.228	48.763	37.421
3	1	2:16.855	50.373	49.080	37.402	8	1	2:16.936	50.359	49.037	37.540
4	1	2:22.319	50.650	48.984		9	1	2:16.637	50.267	48.863	37.507
5	1	3:33.663	2:07.123	48.939	37.601	10	1	2:25.179	50.181	50.670	

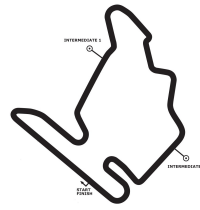
548 Bendegúz Molnár (HUN) (Suzuki Swift)

Theoretische Bestzeit: 2:16.654

Lap	D	Time	S1	S2	S3	Lap	D	Time	S1	S2	S3
1	1	2:56.235		57.678	39.022	7	1	2:21.268	50.523	49.088	
2	1	2:17.274	50.432	49.237	37.605	8	1	3:46.866	2:19.453	49.587	37.826
3	1	2:17.013	50.235	49.091	37.687	9	1	2:16.654	50.211	48.866	37.577
4	1	2:26.283	52.489	52.039		10	1	2:17.628	50.410	49.338	37.880
5	1	3:49.960	2:23.333	48.947	37.680	11	1	2:17.064	50.421	48.988	37.655
6	1	2:17.293	50.322	49.121	37.850	12	1	2:17.047	50.325	49.022	37.700

BUDAPEST TRUCK GRAND PRIX

Hungaroring, length 4381 m



SWIFT Cup EUROPE

Lap Analysis Collective test 1, 15.06.2018

550 János Csik (HUN) (Suzuki Swift)

Theoretische Bestzeit: 2:16.057

Lap	D	Time	S1	S2	S3	Lap	D	Time	S1	S2	S3
1	1	2:58.595		57.911	42.200	5	1	2:35.124	53.153	54.232	
2	1	2:18.961	50.724	50.287	37.950	6	1	3:46.383	2:19.917	49.278	37.188
3	1	2:26.551	52.995	51.936	41.620	7	1	2:16.057	49.941	48.965	37.151
4	1	2:16.542	49.975	49.180	37.387	8	1	2:54.437	59.269	1:02.967	

BUDAPEST TRUCK GRAND PRIX

Hungaroring, length 4381 m



SWIFT Cup EUROPE

Lap Analysis Collective test 1, 15.06.2018

572 Ádám Vincze (HUN) (Suzuki Swift)

Theoretische Bestzeit: 2:16.197

Lap	D	Time	S1	S2	S3	Lap	D	Time	S1	S2	S3
1	1	5:19.112				5	1	2:16.544	49.866	49.305	37.373
2	1	2:18.601				6	1	2:16.717	49.726		1:26.991
3	1	11:24.688	9:57.731	49.399	37.558	7	1	2:16.338	49.708	49.116	37.514
4	1	2:16.776	49.949		1:26.827	8	1	2:20.435	49.931	49.225	

587 Patrik Jerkó (HUN) (Suzuki Swift)

Theoretische Bestzeit: 2:17.332

Lap	D	Time	S1	S2	S3	Lap	D	Time	S1	S2	S3
1	1	2:59.059		57.631	41.031	7	1	4:05.829	2:37.506	50.084	38.239
2	1	2:18.987	50.924	50.144	37.919	8	1	2:17.885	50.389	49.684	37.812
3	1	2:20.320	50.767	51.716	37.837	9	1	2:17.479	50.267	49.459	37.753
4	1	2:18.274	50.494	50.065	37.715	10	1	2:17.370	50.169	49.448	37.753
5	1	2:17.597	50.240	49.637	37.720	11	1	2:18.033	50.576	49.602	37.855
6	1	2:23.057	50.597	49.766							

588 Gábor Forrai (HUN) (Suzuki Swift)

Theoretische Bestzeit: 2:16.095

Lap	D	Time	S1	S2	S3	Lap	D	Time	S1	S2	S3
1	1	3:04.329		53.850	39.576	7	1	2:16.254	49.779	48.797	37.678
2	1	2:38.480	50.589	52.993		8	1	2:32.342	50.313	1:00.884	41.145
3	1	3:50.609	2:23.444	49.378	37.787	9	1	2:16.653	50.200	48.911	37.542
4	1	2:17.306	50.471	49.009	37.826	10	1	2:17.132	50.580	48.883	37.669
5	1	2:16.778	50.190	48.774	37.814	11	1	2:16.739	50.085	49.099	37.555
6	1	2:16.491	49.869	49.009	37.613	12	1	2:17.750	50.113	49.361	38.276