


33. INT. ADAC TRUCK GRAND PRIX

Nürburgring Sprint, length 3618 m

29. June - 01. July 2018

GT4 Central European Cup



Lap Analysis Race 2, 01.07.2018

DMSB -Reg.No.: 142/2018

3 Gosia Rdest (POL) Oscar Tunjo (Audi R8 LMS GT4)

Theoretische Bestzeit: 1:32.895

Lap	D	Time	S1	S2	S3	Lap	D	Time	S1	S2	S3
1	1	1:42.315	55.884	25.343	21.088	20	2	3:11.744	2:25.762	24.940	21.042
2	1	1:33.721	47.965	24.899	20.857	21	2	1:33.616	47.874	24.802	20.940
3	1	1:33.695	48.089	24.833	20.773	22	2	1:33.302	47.636	24.705	20.961
4	1	1:34.146	48.293	24.967	20.886	23	2	1:33.182	47.572	24.821	20.789
5	1	1:33.512	47.797	24.947	20.768	24	2	1:33.145	47.725	24.633	20.787
6	1	1:33.387	47.572	24.948	20.867	25	2	1:33.684	48.020	24.882	20.782
7	1	1:33.637	47.782	25.076	20.779	26	2	1:33.233	47.620	24.845	20.768
8	1	1:33.573	47.726	24.923	20.924	27	2	1:34.284	47.680	24.787	21.817
9	1	1:33.806	47.807	24.958	21.041	28	2	1:34.325	48.071	25.020	21.234
10	1	1:33.552	47.799	24.886	20.867	29	2	1:34.970	48.739	25.230	21.001
11	1	1:33.483	47.649	24.982	20.852	30	2	1:35.153	49.141	24.858	21.154
12	1	1:33.733	47.844	24.948	20.941	31	2	1:35.285	48.713	24.915	21.657
13	1	1:33.662	47.799	24.928	20.935	32	2	1:34.490	48.615	24.958	20.917
14	1	1:33.499	47.675	24.886	20.938	33	2	1:33.706	48.033	24.855	20.818
15	1	1:33.368	47.639	24.927	20.802	34	2	1:34.268	48.389	24.914	20.965
16	1	1:34.185	48.011	25.078	21.096	35	2	1:33.633	48.035	24.908	20.690
17	1	1:33.909	47.627	24.965	21.317	36	2	1:34.137	48.247	25.012	20.878
18	1	1:33.678	47.726	25.000	20.952	37	2	1:34.116	48.059	24.903	21.154
19	1	1:41.719	48.293	25.140		38	2	1:35.818	49.563	24.970	21.285

4 Helmut Rödiger (DEU) John-Louis Jasper (Audi R8 LMS GT4)

Theoretische Bestzeit: 1:32.703


Lap	D	Time	S1	S2	S3	Lap	D	Time	S1	S2	S3
1	1	1:44.479	57.181	25.372	21.926	20	2	1:35.685	48.717	24.781	22.187
2	1	1:36.856	50.983	24.829	21.044	21	2	1:34.893	48.812	25.025	21.056
3	1	1:34.780	48.848	24.938	20.994	22	2	1:33.544	48.030	24.787	20.727
4	1	1:34.178	48.155	25.013	21.010	23	2	1:33.713	47.907	24.879	20.927
5	1	1:33.025	47.557	24.951	20.517	24	2	1:33.896	48.272	24.858	20.766
6	1	1:33.645	48.070	24.913	20.662	25	2	1:35.614	50.062	24.901	20.651
7	1	1:32.872	47.638	24.822	20.412	26	2	1:33.483	47.823	24.838	20.822
8	1	1:33.336	47.838	24.857	20.641	27	2	1:33.440	47.863	24.858	20.719
9	1	1:34.086	48.243	25.113	20.730	28	2	1:37.877	47.647	24.734	
10	1	1:33.298	47.596	25.013	20.689	29	2	1:54.095	1:08.481	24.814	20.800
11	1	1:39.102	48.135	25.060		30	2	1:33.405	47.866	24.817	20.722
12	1	1:50.198	1:04.698	24.872	20.628	31	2	1:34.202	48.037	25.186	20.979
13	1	1:33.250	47.591	24.965	20.694	32	2	1:34.495	48.432	25.090	20.973
14	1	1:33.667	48.029	25.008	20.630	33	2	1:33.476	47.855	24.904	20.717
15	1	1:33.489	47.728	24.964	20.797	34	2	1:33.777	47.884	25.002	20.891
16	1	1:34.590	47.943	25.348	21.299	35	2	1:33.468	47.920	24.925	20.623
17	1	1:38.334	47.842	25.047		36	2	1:33.354	47.864	24.820	20.670
18	2	3:06.878	2:20.955	24.939	20.984	37	2	1:34.322	48.207	25.033	21.082
19	2	1:33.752	47.696	24.967	21.089	38	2	1:34.302	48.145	24.941	21.216

33. INT. ADAC TRUCK GRAND PRIX

Nürburgring Sprint, length 3618 m

29. June - 01. July 2018

GT4 Central European Cup



Lap Analysis Race 2, 01.07.2018

DMSB -Reg.No.: 142/2018

7 Maciej Marcinkiewicz (POL) (Maserati Gran Turismo MC GT4)						Theoretische Bestzeit: 1:33.627					
Lap	D	Time	S1	S2	S3	Lap	D	Time	S1	S2	S3
1	1	1:45.055	57.914	25.146	21.995	20	1	3:11.085	2:24.360	25.026	21.699
2	1	1:35.976	49.956	24.857	21.163	21	1	1:34.676	49.036	24.740	20.900
3	1	1:35.951	50.289	24.751	20.911	22	1	1:34.718	49.092	24.776	20.850
4	1	1:34.001	48.562	24.614	20.825	23	1	1:34.507	48.737	24.781	20.989
5	1	1:33.863	48.507	24.621	20.735	24	1	1:34.932	49.299	24.718	20.915
6	1	1:34.009	48.638	24.670	20.701	25	1	1:37.778	50.459	26.286	21.033
7	1	1:34.063	48.312	24.801	20.950	26	1	1:35.143	48.683	25.193	21.267
8	1	1:34.181	48.695	24.758	20.728	27	1	1:35.214	48.821	25.201	21.192
9	1	1:34.622	48.605	25.017	21.000	28	1	1:35.790	49.512	25.068	21.210
10	1	1:34.762	48.931	24.900	20.931	29	1	1:35.607	49.269	25.068	21.270
11	1	1:34.422	48.768	24.864	20.790	30	1	1:35.290	49.180	25.014	21.096
12	1	1:34.173	48.626	24.787	20.760	31	1	1:35.041	49.009	25.195	20.837
13	1	1:34.300	48.515	24.938	20.847	32	1	1:35.981	49.726	25.183	21.072
14	1	1:34.981	48.688	24.861	21.432	33	1	1:35.300	49.142	25.032	21.126
15	1	1:34.253	48.683	24.761	20.809	34	1	1:35.109	49.181	24.993	20.935
16	1	1:34.703	48.720	24.983	21.000	35	1	1:34.778	48.685	24.969	21.124
17	1	1:34.348	48.795	24.755	20.798	36	1	1:34.960	48.878	25.023	21.059
18	1	1:34.419	48.629	24.960	20.830	37	1	1:34.791	48.635	25.021	21.135
19	1	1:42.692	49.215	24.861		38	1	1:35.918	49.478	25.184	21.256


11 Ivan Vlachkov (BGR) (SIN R1 GT4)						Theoretische Bestzeit: 1:33.203					
Lap	D	Time	S1	S2	S3	Lap	D	Time	S1	S2	S3
1	1	1:41.289	55.254	24.967	21.068	20	1	1:42.483	48.855	24.769	
2	1	1:33.909	48.209	24.753	20.947	21	1	3:15.382	2:29.280	25.021	21.081
3	1	1:34.253	48.284	24.798	21.171	22	1	1:34.657	48.506	24.928	21.223
4	1	1:35.610	49.499	24.889	21.222	23	1	1:34.600	48.564	24.753	21.283
5	1	1:33.728	48.196	24.628	20.904	24	1	1:34.589	48.764	24.907	20.918
6	1	1:33.492	47.719	24.616	21.157	25	1	1:34.618	48.548	24.841	21.229
7	1	1:33.685	47.898	24.715	21.072	26	1	1:34.590	48.396	25.011	21.183
8	1	1:33.838	47.932	24.765	21.141	27	1	1:34.402	48.432	24.894	21.076
9	1	1:33.635	47.914	24.716	21.005	28	1	1:34.587	48.462	24.962	21.163
10	1	1:33.697	48.015	24.715	20.967	29	1	1:34.854	48.779	25.000	21.075
11	1	1:33.942	48.371	24.591	20.980	30	1	1:34.842	48.659	24.862	21.321
12	1	1:33.588	47.932	24.730	20.926	31	1	1:35.450	49.056	25.046	21.348
13	1	1:33.633	47.805	24.700	21.128	32	1	1:35.477	49.357	24.897	21.223
14	1	1:33.788	48.160	24.626	21.002	33	1	1:35.437	48.700	25.695	21.042
15	1	1:33.867	48.194	24.674	20.999	34	1	1:34.805	48.642	24.952	21.211
16	1	1:33.557	47.930	24.734	20.893	35	1	1:35.175	48.555	25.207	21.413
17	1	1:33.796	48.017	24.787	20.992	36	1	1:36.061	49.450	25.116	21.495
18	1	1:33.851	48.082	24.770	20.999	37	1	1:35.665	49.170	25.041	21.454
19	1	1:34.543	48.535	24.884	21.124	38	1	1:36.419	49.274	25.346	21.799

33. INT. ADAC TRUCK GRAND PRIX

Nürburgring Sprint, length 3618 m

29. June - 01. July 2018

GT4 Central European Cup



Lap Analysis Race 2, 01.07.2018

DMSB -Reg.No.: 142/2018

20 Cora Schumacher (DEU) Franjo Kovac (Mercedes AMG GT4)						Theoretische Bestzeit: 1:35.741					
Lap	D	Time	S1	S2	S3	Lap	D	Time	S1	S2	S3
1	1	1:48.732	1:00.610	26.156	21.966	20	2	1:36.398	49.237	25.552	21.609
2	1	1:37.122	49.728	25.614	21.780	21	2	1:36.496	49.310	25.629	21.557
3	1	1:36.567	49.346	25.428	21.793	22	2	1:36.743	49.100	26.028	21.615
4	1	1:36.629	49.554	25.604	21.471	23	2	1:36.328	49.102	25.724	21.502
5	1	1:37.436	49.650	25.882	21.904	24	2	1:36.360	49.231	25.619	21.510
6	1	1:37.533	49.610	25.794	22.129	25	2	1:36.428	49.187	25.615	21.626
7	1	1:37.541	49.883	25.788	21.870	26	2	1:39.438	49.936	26.005	23.497
8	1	1:36.864	49.523	25.613	21.728	27	2	1:37.574	50.004	25.604	21.966
9	1	1:36.676	49.044	25.763	21.869	28	2	1:38.430	50.001	26.411	22.018
10	1	1:37.190	49.698	25.737	21.755	29	2	1:36.768	49.547	25.608	21.613
11	1	1:36.711	49.252	25.847	21.612	30	2	1:36.826	49.747	25.568	21.511
12	1	1:35.905	48.842	25.582	21.481	31	2	1:37.199	49.601	25.682	21.916
13	1	1:36.191	48.911	25.634	21.646	32	2	1:38.531	50.057	26.674	21.800
14	1	1:36.304	49.061	25.455	21.788	33	2	1:36.267	49.253	25.457	21.557
15	1	1:37.010	49.279	25.709	22.022	34	2	1:36.436	49.066	25.561	21.809
16	1	1:45.969	50.124	26.040		35	2	1:36.990	49.686	25.714	21.590
17	2	3:20.428	2:31.994	26.377	22.057	36	2	1:37.493	49.873	25.900	21.720
18	2	1:37.630	49.772	25.996	21.862	37	2	1:37.564	49.899	25.741	21.924
19	2	1:36.770	49.521	25.529	21.720						


22 David Klar (CZE) Lennart Marioneck (KTM X-Bow GT4)						Theoretische Bestzeit: 1:31.941					
Lap	D	Time	S1	S2	S3	Lap	D	Time	S1	S2	S3
1	1	1:47.345	59.981	25.639	21.725	20	2	1:34.605	48.367	24.800	21.438
2	1	1:37.173	50.066	25.670	21.437	21	2	1:34.910	48.783	24.711	21.416
3	1	1:35.454	49.089	25.353	21.012	22	2	1:33.085	47.704	24.774	20.607
4	1	1:34.527	48.321	25.220	20.986	23	2	1:33.235	47.840	24.640	20.755
5	1	1:34.581	48.387	25.249	20.945	24	2	1:35.433	49.895	24.949	20.589
6	1	1:34.668	48.328	25.226	21.114	25	2	1:34.647	49.467	24.798	20.382
7	1	1:35.128	48.719	25.331	21.078	26	2	1:32.686	47.148	24.820	20.718
8	1	1:34.570	48.360	25.156	21.054	27	2	1:32.775	47.322	24.799	20.654
9	1	1:34.225	48.227	25.110	20.888	28	2	1:33.284	47.522	24.924	20.838
10	1	1:34.523	48.327	25.189	21.007	29	2	1:33.027	47.517	24.863	20.647
11	1	1:35.308	48.854	25.374	21.080	30	2	1:32.243	47.186	24.599	20.458
12	1	1:35.183	48.328	25.673	21.182	31	2	1:32.583	47.169	24.822	20.592
13	1	1:35.057	48.541	25.346	21.170	32	2	1:33.408	47.919	24.839	20.650
14	1	1:35.355	48.799	25.459	21.097	33	2	1:32.716	47.444	24.720	20.552
15	1	1:35.617	48.956	25.396	21.265	34	2	1:32.071	47.196	24.669	20.206
16	1	1:42.846	48.996	25.394		35	2	1:32.575	47.437	24.856	20.282
17	2	3:07.920	2:22.478	24.778	20.664	36	2	1:32.720	47.242	24.900	20.578
18	2	1:32.477	47.136	24.708	20.633	37	2	1:32.980	47.600	24.874	20.506
19	2	1:32.576	47.381	24.710	20.485	38	2	1:32.837	47.367	24.713	20.757

33. INT. ADAC TRUCK GRAND PRIX

Nürburgring Sprint, length 3618 m

29. June - 01. July 2018

GT4 Central European Cup



Lap Analysis Race 2, 01.07.2018

DMSB -Reg.No.: 142/2018

25 Benjamin Mazatis (DEU) Ilmari Korpivaara (KTM X-Bow GT4)						Theoretische Bestzeit: 1:32.870					
Lap	D	Time	S1	S2	S3	Lap	D	Time	S1	S2	S3
1	1	1:44.276	56.744	25.786	21.746	20	2	1:33.902	48.118	25.117	20.667
2	1	1:35.328	48.961	25.503	20.864	21	2	1:34.569	48.380	25.186	21.003
3	1	1:33.983	48.055	25.298	20.630	22	2	1:33.825	48.190	24.989	20.646
4	1	1:33.819	48.083	25.019	20.717	23	2	1:33.949	48.155	25.001	20.793
5	1	1:33.849	48.117	25.089	20.643	24	2	1:33.864	48.223	24.991	20.650
6	1	1:33.409	47.675	25.006	20.728	25	2	1:34.266	48.456	25.130	20.680
7	1	1:33.624	47.832	25.028	20.764	26	2	1:34.091	48.183	25.140	20.768
8	1	1:33.881	47.842	25.118	20.921	27	2	1:33.874	48.073	25.094	20.707
9	1	1:33.915	48.088	24.999	20.828	28	2	1:33.921	48.090	25.049	20.782
10	1	1:33.722	47.417	25.049	21.256	29	2	1:35.165	48.270	26.031	20.864
11	1	1:34.107	48.138	25.095	20.874	30	2	1:34.004	48.185	25.084	20.735
12	1	1:33.952	47.902	25.229	20.821	31	2	1:34.039	48.051	25.105	20.883
13	1	1:33.841	48.069	25.073	20.699	32	2	1:33.879	48.003	25.118	20.758
14	1	1:33.459	47.729	25.123	20.607	33	2	1:33.657	47.839	25.166	20.652
15	1	1:33.577	47.652	25.100	20.825	34	2	1:33.806	48.002	25.095	20.709
16	1	1:33.910	48.062	25.032	20.816	35	2	1:33.913	48.180	24.932	20.801
17	1	1:39.431	47.821	25.298		36	2	1:34.132	48.058	25.149	20.925
18	2	3:10.907	2:24.820	25.232	20.855	37	2	1:36.044	49.018	25.444	21.582
19	2	1:33.662	48.113	25.028	20.521	38	2	1:34.487	48.486	25.147	20.854

26 Marylin Niederhauser (CHE) Mads Siljehaug (KTM X-Bow GT4)						Theoretische Bestzeit: 1:32.733					
Lap	D	Time	S1	S2	S3	Lap	D	Time	S1	S2	S3
1	1	1:46.549	59.469	25.619	21.461	20	2	1:35.296	48.068	25.322	21.906
2	1	1:37.655	50.326	25.797	21.532	21	2	1:34.621	48.277	25.144	21.200
3	1	1:34.972	48.914	25.175	20.883	22	2	1:33.125	47.564	24.974	20.587
4	1	1:34.889	48.574	25.418	20.897	23	2	1:33.087	47.611	24.947	20.529
5	1	1:34.603	48.257	25.385	20.961	24	2	1:34.887	49.438	24.967	20.482
6	1	1:34.622	48.260	25.296	21.066	25	2	1:33.441	47.793	25.019	20.629
7	1	1:34.715	48.492	25.372	20.851	26	2	1:33.866	48.056	25.049	20.761
8	1	1:34.613	48.560	25.211	20.842	27	2	1:33.187	47.749	24.963	20.475
9	1	1:34.178	48.215	25.127	20.836	28	2	1:38.045	47.650	25.121	
10	1	1:35.044	48.769	25.135	21.140	29	2	1:55.558	1:10.121	24.983	20.454
11	1	1:35.069	48.735	25.392	20.942	30	2	1:32.956	47.643	24.910	20.403
12	1	1:35.521	48.425	25.787	21.309	31	2	1:33.637	47.755	25.210	20.672
13	1	1:34.907	48.249	25.355	21.303	32	2	1:33.026	47.618	25.005	20.403
14	1	1:35.417	48.718	25.644	21.055	33	2	1:33.341	47.648	25.182	20.511
15	1	1:35.621	48.808	25.680	21.133	34	2	1:33.487	47.831	25.067	20.589
16	1	1:42.186	48.568	25.553		35	2	1:33.703	48.034	25.072	20.597
17	2	3:06.826	2:20.762	25.065	20.999	36	2	1:33.241	47.420	25.267	20.554
18	2	1:33.225	47.784	24.916	20.525	37	2	1:33.394	47.805	24.946	20.643
19	2	1:33.325	47.569	25.067	20.689	38	2	1:34.032	47.962	25.140	20.930

33. INT. ADAC TRUCK GRAND PRIX

Nürburgring Sprint, length 3618 m

29. June - 01. July 2018

GT4 Central European Cup



Lap Analysis Race 2, 01.07.2018

DMSB -Reg.No.: 142/2018

41 Joachim Bölting (DEU) Freddy Kremer (Porsche Cayman GT4 CS MR) Theoretische Bestzeit: 1:33.845

Lap	D	Time	S1	S2	S3	Lap	D	Time	S1	S2	S3
1	1	1:45.659	58.275	25.065	22.319	20	1	1:35.045	48.633	25.174	21.238
2	1	1:36.546	50.243	25.010	21.293	21	1	1:40.329	49.052	25.226	
3	1	1:35.462	49.455	25.154	20.853	22	2	3:12.944	2:25.552	25.626	21.766
4	1	1:34.337	48.454	25.036	20.847	23	2	1:36.248	49.094	25.477	21.677
5	1	1:34.057	48.076	24.973	21.008	24	2	1:35.566	48.834	25.248	21.484
6	1	1:34.502	48.438	25.176	20.888	25	2	1:35.957	48.887	25.466	21.604
7	1	1:34.599	48.591	24.984	21.024	26	2	1:36.117	49.051	25.386	21.680
8	1	1:34.771	48.613	25.079	21.079	27	2	1:35.914	49.043	25.390	21.481
9	1	1:34.557	48.563	24.922	21.072	28	2	1:35.808	48.799	25.324	21.685
10	1	1:34.446	48.277	24.928	21.241	29	2	1:35.742	48.897	25.331	21.514
11	1	1:34.707	48.462	25.255	20.990	30	2	1:35.912	48.959	25.255	21.698
12	1	1:35.392	48.649	25.250	21.493	31	2	1:37.602	49.236	26.174	22.192
13	1	1:35.168	48.886	25.354	20.928	32	2	1:36.909	49.868	25.483	21.558
14	1	1:34.843	48.590	25.172	21.081	33	2	1:35.789	49.000	25.310	21.479
15	1	1:35.184	48.659	25.158	21.367	34	2	1:36.340	48.980	25.653	21.707
16	1	1:34.949	48.877	25.054	21.018	35	2	1:36.381	49.459	25.383	21.539
17	1	1:34.853	48.408	25.303	21.142	36	2	1:36.361	49.235	25.503	21.623
18	1	1:34.811	48.280	25.201	21.330	37	2	1:36.818	49.505	25.500	21.813
19	1	1:35.417	49.093	25.203	21.121	38	2	1:37.372	49.530	25.568	22.274

43 Nicolas Schöll (AUT) Rob Severs (Porsche Cayman GT4 CS MR) Theoretische Bestzeit: 1:33.137


Lap	D	Time	S1	S2	S3	Lap	D	Time	S1	S2	S3
1	1	1:38.995	53.274	24.904	20.817	20	1	1:33.662	47.990	24.876	20.796
2	1	1:33.403	47.787	24.875	20.741	21	1	1:38.195	48.208	24.938	
3	1	1:33.522	47.828	24.819	20.875	22	2	3:11.723	2:25.200	25.333	21.190
4	1	1:33.570	47.918	24.825	20.827	23	2	1:35.540	48.759	25.490	21.291
5	1	1:33.593	47.949	24.819	20.825	24	2	1:34.482	48.461	25.028	20.993
6	1	1:33.733	47.879	24.813	21.041	25	2	1:34.894	48.538	25.004	21.352
7	1	1:33.339	47.756	24.776	20.807	26	2	1:34.517	48.306	25.004	21.207
8	1	1:33.403	47.804	24.839	20.760	27	2	1:35.297	48.155	25.083	22.059
9	1	1:33.920	48.168	24.807	20.945	28	2	1:34.679	48.215	25.191	21.273
10	1	1:33.693	47.880	24.839	20.974	29	2	1:34.884	48.590	25.165	21.129
11	1	1:33.826	47.915	24.976	20.935	30	2	1:35.057	48.882	25.076	21.099
12	1	1:33.729	47.976	24.893	20.860	31	2	1:35.550	48.660	25.154	21.736
13	1	1:33.691	47.935	24.937	20.819	32	2	1:35.622	49.258	25.235	21.129
14	1	1:33.679	47.915	24.838	20.926	33	2	1:34.465	48.175	25.146	21.144
15	1	1:33.792	48.134	24.796	20.862	34	2	1:34.104	47.988	25.075	21.041
16	1	1:33.243	47.862	24.705	20.676	35	2	1:34.151	48.019	24.986	21.146
17	1	1:33.619	47.861	24.924	20.834	36	2	1:34.587	48.270	25.048	21.269
18	1	1:33.482	47.850	24.817	20.815	37	2	1:35.920	48.918	25.320	21.682
19	1	1:33.719	48.027	24.975	20.717	38	2	1:34.729	48.340	25.100	21.289

33. INT. ADAC TRUCK GRAND PRIX

Nürburgring Sprint, length 3618 m

29. June - 01. July 2018

GT4 Central European Cup



Lap Analysis Race 2, 01.07.2018

DMSB -Reg.No.: 142/2018

47 Freddy Fast (AUT) (Mercedes AMG GT4)						Theoretische Bestzeit: 1:34.246					
Lap	D	Time	S1	S2	S3	Lap	D	Time	S1	S2	S3
1	1	1:46.251	58.994	25.396	21.861	20	1	1:46.963	1:00.012	25.343	21.608
2	1	1:36.842	50.146	25.285	21.411	21	1	1:35.743	49.300	25.161	21.282
3	1	1:35.647	49.146	25.281	21.220	22	1	1:36.370	49.641	25.412	21.317
4	1	1:34.965	48.696	25.010	21.259	23	1	1:36.602	49.462	25.478	21.662
5	1	1:34.495	48.145	25.192	21.158	24	1	1:36.958	49.670	25.456	21.832
6	1	1:34.472	48.168	25.010	21.294	25	1	1:36.426	49.573	25.413	21.440
7	1	1:35.014	48.784	25.054	21.176	26	1	1:36.142	49.104	25.573	21.465
8	1	1:34.620	48.246	25.038	21.336	27	1	1:36.140	49.484	25.313	21.343
9	1	1:34.249	48.148	24.944	21.157	28	1	1:36.548	49.771	25.298	21.479
10	1	1:35.034	48.377	25.098	21.559	29	1	1:35.477	48.992	25.162	21.323
11	1	1:35.083	48.594	25.054	21.435	30	1	1:35.813	49.190	25.202	21.421
12	1	1:35.305	48.395	25.417	21.493	31	1	1:35.997	49.412	25.266	21.319
13	1	1:35.093	48.191	25.449	21.453	32	1	1:36.279	49.202	25.439	21.638
14	1	1:35.394	48.721	25.247	21.426	33	1	1:36.508	49.567	25.363	21.578
15	1	1:35.587	48.892	25.227	21.468	34	1	1:36.956	49.661	25.429	21.866
16	1	1:35.010	48.581	25.207	21.222	35	1	1:37.310	49.796	25.600	21.914
17	1	1:34.955	48.599	25.120	21.236	36	1	1:35.820	49.372	25.153	21.295
18	1	1:40.961	48.840	25.280		37	1	1:35.556	48.793	25.192	21.571
19	1	3:11.392	2:24.713	25.274	21.405	38	1	1:36.858	49.653	25.592	21.613

77 Romy Dall'Antonia (ITA) Giuseppe Fascicolo (Maserati Gran Turismo MC GT4)						Theoretische Bestzeit: 1:34.562					
Lap	D	Time	S1	S2	S3	Lap	D	Time	S1	S2	S3
1	1	1:43.529	56.411	25.646	21.472	15	2	1:35.508	49.214	25.038	21.256
2	1	1:51.112	1:03.669	25.883	21.560	16	2	1:34.806	48.714	24.937	21.155
3	1	1:35.907	49.692	25.068	21.147	17	2	1:35.058	48.528	25.145	21.385
4	1	1:35.223	48.953	25.019	21.251	18	2	1:36.079	49.278	25.139	21.662
5	1	1:35.423	49.238	25.054	21.131	19	2	1:37.214	48.937	25.664	22.613
6	1	1:34.990	48.936	24.957	21.097	20	2	1:37.922	51.159	25.189	21.574
7	1	1:40.190	49.044	25.084		21	2	1:36.104	49.439	25.168	21.497
8	1	4:27.691	3:41.437	25.126	21.128	22	2	1:35.957	49.604	24.943	21.410
9	1	1:42.188	50.630	25.489		23	2	1:36.105	48.968	25.834	21.303
10	1	12:35.291	11:43	25.305		24	2	1:35.974	49.290	25.222	21.462
11	2	3:47.231	2:58.847	25.623	22.761	25	2	1:35.395	48.873	25.117	21.405
12	2	1:36.668	49.715	25.235	21.718	26	2	1:36.199	49.427	25.262	21.510
13	2	1:36.885	49.926	25.165	21.794	27	2	1:36.122	49.165	25.300	21.657
14	2	1:35.780	49.556	24.989	21.235	28	2	1:37.434	50.351	25.230	21.853