


33. INT. ADAC TRUCK GRAND PRIX

Nürburgring Sprint, length 3618 m

29. June - 01. July 2018

GT4 Central European Cup



Lap Analysis Race 1, 30.06.2018

DMSB -Reg.No.: 142/2018

3 Gosia Rdest (POL) Oscar Tunjo (Audi R8 LMS GT4)

Theoretische Bestzeit: 1:32.876

Lap	D	Time	S1	S2	S3	Lap	D	Time	S1	S2	S3
1	2	1:39.229	53.417	25.016	20.796	20	2	1:33.487	47.790	24.864	20.833
2	2	1:33.761	47.921	24.868	20.972	21	2	1:38.128	47.837	24.897	
3	2	1:34.109	47.997	25.213	20.899	22	1	3:14.278	2:25.770	25.860	22.648
4	2	1:33.640	47.728	25.053	20.859	23	1	1:37.438	49.860	25.853	21.725
5	2	1:34.874	47.739	25.628	21.507	24	1	1:35.457	48.679	25.415	21.363
6	2	1:33.611	48.314	24.678	20.619	25	1	1:36.098	49.149	25.434	21.515
7	2	1:33.066	47.862	24.576	20.628	26	1	1:35.366	48.573	25.419	21.374
8	2	1:33.056	47.681	24.666	20.709	27	1	1:34.992	48.383	25.342	21.267
9	2	1:33.395	47.772	24.693	20.930	28	1	1:35.150	48.545	25.368	21.237
10	2	1:33.452	47.828	24.895	20.729	29	1	1:35.037	48.505	25.271	21.261
11	2	1:33.395	47.795	24.656	20.944	30	1	1:35.065	48.359	25.343	21.363
12	2	1:33.646	48.000	24.804	20.842	31	1	1:35.121	48.524	25.271	21.326
13	2	1:33.755	48.298	24.687	20.770	32	1	1:35.237	48.436	25.427	21.374
14	2	1:33.197	47.754	24.705	20.738	33	1	1:34.954	48.363	25.216	21.375
15	2	1:33.296	47.806	24.753	20.737	34	1	1:34.628	48.232	25.284	21.112
16	2	1:33.502	48.004	24.763	20.735	35	1	1:34.917	48.200	25.318	21.399
17	2	1:33.527	47.829	24.934	20.764	36	1	1:34.809	48.187	25.412	21.210
18	2	1:33.621	47.871	24.970	20.780	37	1	1:34.910	48.451	25.359	21.100
19	2	1:33.439	47.811	24.867	20.761	38	1	1:35.194	48.800	25.238	21.156

4 Helmut Rödiger (DEU) John-Louis Jasper (Audi R8 LMS GT4)

Theoretische Bestzeit: 1:33.093


Lap	D	Time	S1	S2	S3	Lap	D	Time	S1	S2	S3
1	2	1:42.233	55.006	25.777	21.450	20	2	1:33.926	48.086	25.037	20.803
2	2	1:36.875	49.565	25.740	21.570	21	2	1:39.712	48.100	24.995	
3	2	1:34.262	48.665	24.941	20.656	22	1	3:10.593	2:23.824	25.483	21.286
4	2	1:33.430	47.859	24.940	20.631	23	1	1:35.287	48.592	25.360	21.335
5	2	1:33.432	47.952	24.875	20.605	24	1	1:35.739	48.597	25.602	21.540
6	2	1:33.528	48.050	24.809	20.669	25	1	1:35.846	49.467	25.277	21.102
7	2	1:33.303	47.956	24.816	20.531	26	1	1:34.795	48.570	25.145	21.080
8	2	1:33.528	48.056	24.776	20.696	27	1	1:35.105	48.825	25.235	21.045
9	2	1:34.046	48.068	25.051	20.927	28	1	1:34.909	48.638	25.381	20.890
10	2	1:33.811	48.211	24.845	20.755	29	1	1:34.530	48.553	25.059	20.918
11	2	1:33.498	48.031	24.711	20.756	30	1	1:35.116	48.738	25.301	21.077
12	2	1:33.659	48.036	24.915	20.708	31	1	1:34.689	48.547	25.000	21.142
13	2	1:34.396	48.173	24.972	21.251	32	1	1:35.157	48.890	25.241	21.026
14	2	1:34.829	48.302	25.512	21.015	33	1	1:34.659	48.517	24.958	21.184
15	2	1:33.742	47.859	25.023	20.860	34	1	1:34.421	48.441	25.212	20.768
16	2	1:33.496	48.015	24.890	20.591	35	1	1:34.011	48.293	24.970	20.748
17	2	1:33.780	47.992	24.928	20.860	36	1	1:34.610	48.662	25.211	20.737
18	2	1:33.950	47.851	25.089	21.010	37	1	1:34.266	48.447	25.027	20.792
19	2	1:34.145	48.080	25.212	20.853	38	1	1:35.097	48.672	25.546	20.879

33. INT. ADAC TRUCK GRAND PRIX

Nürburgring Sprint, length 3618 m

29. June - 01. July 2018

GT4 Central European Cup



Lap Analysis Race 1, 30.06.2018

DMSB -Reg.No.: 142/2018

7 Lukasz Kreski (POL) Maciej Marcinkiewicz (Maserati Gran Turismo MC C Theoretische Bestzeit: 1:34.272

Lap	D	Time	S1	S2	S3	Lap	D	Time	S1	S2	S3
1	2	1:44.762	57.888	25.210	21.664	20	2	1:43.477	49.642	24.996	
2	2	1:36.672	49.452	24.910	22.310	21	2	3:17.493	2:31.182	25.190	21.121
3	2	1:36.125	49.918	24.785	21.422	22	2	1:36.238	49.835	25.281	21.122
4	2	1:36.084	49.150	25.054	21.880	23	2	1:35.981	49.548	25.120	21.313
5	2	1:35.525	49.563	24.803	21.159	24	2	1:36.086	49.526	25.413	21.147
6	2	1:35.258	48.839	24.802	21.617	25	2	1:35.103	48.921	25.028	21.154
7	2	1:35.509	49.528	24.682	21.299	26	2	1:35.489	49.368	24.999	21.122
8	2	1:34.823	48.939	24.710	21.174	27	2	1:35.106	49.204	24.948	20.954
9	2	1:34.627	49.004	24.741	20.882	28	2	1:35.254	49.300	25.071	20.883
10	2	1:34.845	48.812	24.809	21.224	29	2	1:35.409	49.415	25.057	20.937
11	2	1:34.775	48.824	24.872	21.079	30	2	1:35.489	49.168	25.152	21.169
12	2	1:35.106	49.235	24.880	20.991	31	2	1:35.519	49.363	25.087	21.069
13	2	1:34.622	48.708	24.904	21.010	32	2	1:35.761	49.538	25.035	21.188
14	2	1:34.931	48.946	24.869	21.116	33	2	1:35.346	49.187	25.022	21.137
15	2	1:35.746	49.233	25.075	21.438	34	2	1:36.655	50.281	25.055	21.319
16	2	1:35.008	48.929	24.960	21.119	35	2	1:35.861	49.068	25.191	21.602
17	2	1:35.877	49.589	25.020	21.268	36	2	1:35.669	49.226	25.169	21.274
18	2	1:36.671	49.719	25.051	21.901	37	2	1:35.792	49.123	25.129	21.540
19	2	1:35.516	49.236	25.025	21.255	38	2	1:36.612	49.807	25.142	21.663

11 Ivan Vlachkov (BGR) (SIN R1 GT4) Theoretische Bestzeit: 1:33.916

Lap	D	Time	S1	S2	S3	Lap	D	Time	S1	S2	S3
1	1	1:45.756	59.217	25.056	21.483	20	1	1:34.477	48.879	24.769	20.829
2	1	1:35.887	49.252	24.932	21.703	21	1	1:34.920	48.979	24.873	21.068
3	1	1:36.283	50.192	24.850	21.241	22	1	1:34.317	48.399	24.873	21.045
4	1	1:35.801	49.251	24.873	21.677	23	1	1:34.671	48.618	24.895	21.158
5	1	1:34.777	48.453	25.098	21.226	24	1	1:56.016	1:09.923	24.876	21.217
6	1	1:35.481	48.769	24.944	21.768	25	1	1:34.964	48.876	24.910	21.178
7	1	1:34.771	48.873	24.743	21.155	26	1	1:35.610	49.455	24.862	21.293
8	1	1:35.172	48.751	25.260	21.161	27	1	1:35.488	48.978	25.111	21.399
9	1	1:34.685	48.493	25.041	21.151	28	1	1:35.419	48.872	25.145	21.402
10	1	1:34.434	48.616	24.796	21.022	29	1	1:35.815	49.323	25.110	21.382
11	1	1:34.193	48.543	24.703	20.947	30	1	1:35.418	49.004	25.048	21.366
12	1	1:34.559	48.485	25.042	21.032	31	1	1:35.245	48.983	24.998	21.264
13	1	1:34.528	48.614	24.975	20.939	32	1	1:36.268	49.806	25.224	21.238
14	1	1:34.445	48.384	25.133	20.928	33	1	1:36.083	49.309	25.366	21.408
15	1	1:34.401	48.475	24.827	21.099	34	1	1:36.021	49.293	25.189	21.539
16	1	1:35.072	48.930	25.008	21.134	35	1	1:36.389	49.756	25.209	21.424
17	1	1:43.515	49.101	25.119		36	1	1:36.465	49.326	25.507	21.632
18	1	3:11.092	2:24.824	24.954	21.314	37	1	1:37.963	50.448	25.718	21.797
19	1	1:34.647	48.718	24.825	21.104	38	1	1:37.973	50.525	25.560	21.888

33. INT. ADAC TRUCK GRAND PRIX

Nürburgring Sprint, length 3618 m

29. June - 01. July 2018

GT4 Central European Cup



Lap Analysis Race 1, 30.06.2018

DMSB -Reg.No.: 142/2018

20 Cora Schumacher (DEU) Franjo Kovac (Mercedes AMG GT4)						Theoretische Bestzeit: 1:36.031					
Lap	D	Time	S1	S2	S3	Lap	D	Time	S1	S2	S3
1	2	1:47.667	1:00.172	25.774	21.721	20	1	3:17.992	2:29.108	26.464	22.420
2	2	1:38.038	50.455	25.278	22.305	21	1	1:40.153	50.889	26.467	22.797
3	2	1:37.230	49.958	25.661	21.611	22	1	1:40.488	52.081	26.157	22.250
4	2	1:37.061	49.614	25.845	21.602	23	1	1:39.126	50.677	26.266	22.183
5	2	1:36.824	49.603	25.735	21.486	24	1	1:38.634	50.916	25.942	21.776
6	2	1:36.648	49.498	25.563	21.587	25	1	1:38.917	50.670	26.099	22.148
7	2	1:36.329	49.304	25.384	21.641	26	1	1:39.590	51.316	26.295	21.979
8	2	1:36.643	49.527	25.372	21.744	27	1	1:39.586	51.134	26.121	22.331
9	2	1:36.622	49.657	25.516	21.449	28	1	1:39.261	50.735	26.123	22.403
10	2	1:37.932	50.124	26.025	21.783	29	1	1:40.513	52.282	25.914	22.317
11	2	1:37.700	50.153	25.752	21.795	30	1	1:41.430	51.606	26.823	23.001
12	2	1:37.382	49.887	25.804	21.691	31	1	1:40.043	51.249	26.428	22.366
13	2	1:37.977	50.543	25.812	21.622	32	1	1:42.093	53.096	26.378	22.619
14	2	1:38.373	51.033	25.836	21.504	33	1	1:40.859	52.373	26.008	22.478
15	2	1:37.780	50.096	25.921	21.763	34	1	1:40.577	51.410	26.616	22.551
16	2	1:37.562	50.233	25.688	21.641	35	1	1:40.894	51.727	26.463	22.704
17	2	1:37.848	50.126	26.101	21.621	36	1	1:42.278	51.963	26.917	23.398
18	2	1:37.744	49.909	25.745	22.090	37	1	1:41.864	52.272	26.514	23.078
19	2	1:47.847	51.566	25.912							

22 David Klar (CZE) Lennart Marioneck (KTM X-Bow GT4)						Theoretische Bestzeit: 1:32.873					
Lap	D	Time	S1	S2	S3	Lap	D	Time	S1	S2	S3
1	2	1:43.204	55.896	25.527	21.781	20	2	1:33.568	47.867	25.011	20.690
2	2	1:36.733	49.410	25.226	22.097	21	2	1:38.842	47.764	24.926	
3	2	1:35.227	49.274	25.217	20.736	22	1	3:18.575	2:30.414	25.928	22.233
4	2	1:34.555	48.566	25.171	20.818	23	1	1:36.311	48.922	25.576	21.813
5	2	1:34.497	47.989	25.536	20.972	24	1	1:36.541	49.178	25.763	21.600
6	2	1:34.183	48.227	25.016	20.940	25	1	1:35.504	48.713	25.580	21.211
7	2	1:34.361	48.290	25.274	20.797	26	1	1:36.078	48.888	25.517	21.673
8	2	1:34.052	48.156	25.229	20.667	27	1	1:35.351	48.885	25.291	21.175
9	2	1:34.318	48.400	25.152	20.766	28	1	1:37.033	49.000	25.984	22.049
10	2	1:33.697	48.019	24.976	20.702	29	1	1:36.572	49.464	25.787	21.321
11	2	1:33.268	47.743	24.851	20.674	30	1	1:34.988	48.702	25.237	21.049
12	2	1:33.338	47.949	24.798	20.591	31	1	1:46.237	57.257	27.170	21.810
13	2	1:33.672	47.759	24.719	21.194	32	1	1:38.333	50.235	26.070	22.028
14	2	1:33.327	47.763	24.826	20.738	33	1	1:37.779	50.260	25.945	21.574
15	2	1:33.244	47.679	24.880	20.685	34	1	1:36.610	49.504	25.596	21.510
16	2	1:33.262	47.601	24.909	20.752	35	1	1:36.489	49.417	25.631	21.441
17	2	1:34.364	48.067	25.562	20.735	36	1	1:37.602	49.787	25.855	21.960
18	2	1:35.337	49.800	24.984	20.553	37	1	1:38.621	50.093	26.188	22.340
19	2	1:33.597	47.990	24.885	20.722	38	1	1:38.309	50.042	26.060	22.207

25 Benjamin Mazatis (DEU) Ilmari Korpivaara (KTM X-Bow GT4)						Theoretische Bestzeit: 1:33.419					
Lap	D	Time	S1	S2	S3	Lap	D	Time	S1	S2	S3
1	2	1:42.172	54.808	25.748	21.616	17	2	1:34.988	48.676	25.365	20.947
2	2	1:36.339	49.429	25.618	21.292	18	2	1:54.281	55.030	29.268	
3	2	1:34.713	48.416	25.300	20.997	19	1	14:25.518	13:36	26.168	22.504
4	2	1:35.263	49.433	25.105	20.725	20	1	1:35.851	48.932	25.586	21.333
5	2	1:33.713	48.167	24.980	20.566	21	1	1:35.802	48.756	25.836	21.210
6	2	1:33.764	48.065	24.971	20.728	22	1	1:35.745	48.740	25.531	21.474
7	2	1:33.923	48.207	25.011	20.705	23	1	1:37.594	49.333	26.266	21.995
8	2	1:33.801	48.217	24.903	20.681	24	1	1:37.102	49.565	26.036	21.501
9	2	1:33.688	48.176	24.926	20.586	25	1	1:37.129	49.661	25.884	21.584
10	2	1:34.306	48.506	25.115	20.685	26	1	1:38.616	51.323	25.702	21.591
11	2	1:33.950	48.330	24.962	20.658	27	1	1:36.324	49.028	25.671	21.625
12	2	1:33.730	48.046	24.898	20.786	28	1	1:36.202	49.031	25.786	21.385
13	2	1:33.561	47.976	24.971	20.614	29	1	1:36.581	49.069	25.770	21.742
14	2	1:33.778	48.170	24.974	20.634	30	1	1:36.263	48.996	25.599	21.668
15	2	1:33.789	47.955	25.083	20.751	31	1	1:36.604	49.218	25.665	21.721
16	2	1:33.619	47.961	24.928	20.730						

33. INT. ADAC TRUCK GRAND PRIX

Nürburgring Sprint, length 3618 m

29. June - 01. July 2018

GT4 Central European Cup



Lap Analysis Race 1, 30.06.2018

DMSB -Reg.No.: 142/2018

26 Marylin Niederhauser (CHE) Mads Siljehaug (KTM X-Bow GT4)						Theoretische Bestzeit: 1:32.308					
Lap	D	Time	S1	S2	S3	Lap	D	Time	S1	S2	S3
1	2	1:39.582	54.202	24.902	20.478	20	2	1:33.634	47.911	25.106	20.617
2	2	1:33.583	48.149	24.954	20.480	21	2	1:38.417	47.929	24.983	
3	2	1:34.411	48.052	25.438	20.921	22	1	3:12.408	2:25.025	25.759	21.624
4	2	1:33.446	47.543	25.212	20.691	23	1	1:36.542	48.840	25.924	21.778
5	2	1:34.435	47.710	25.424	21.301	24	1	1:37.002	49.331	25.826	21.845
6	2	1:33.039	47.851	24.884	20.304	25	1	1:36.558	49.455	25.846	21.257
7	2	1:33.044	47.788	24.808	20.448	26	1	1:35.549	48.689	25.528	21.332
8	2	1:32.308	47.304	24.717	20.287	27	1	1:35.356	48.878	25.382	21.096
9	2	1:33.228	47.913	24.799	20.516	28	1	1:35.317	48.555	25.564	21.198
10	2	1:33.197	47.971	24.847	20.379	29	1	1:35.514	48.954	25.437	21.123
11	2	1:32.937	47.728	24.813	20.396	30	1	1:34.948	48.375	25.337	21.236
12	2	1:33.429	47.760	24.996	20.673	31	1	1:35.360	48.647	25.335	21.378
13	2	1:33.158	47.783	24.939	20.436	32	1	1:35.376	48.652	25.444	21.280
14	2	1:33.146	47.696	24.853	20.597	33	1	1:35.500	48.895	25.383	21.222
15	2	1:33.073	47.599	25.006	20.468	34	1	1:35.421	48.842	25.392	21.187
16	2	1:33.131	47.754	24.917	20.460	35	1	1:35.206	48.381	25.592	21.233
17	2	1:33.707	47.929	25.256	20.522	36	1	1:35.404	48.679	25.488	21.237
18	2	1:33.463	47.723	25.002	20.738	37	1	1:35.091	48.515	25.362	21.214
19	2	1:33.124	47.651	24.894	20.579	38	1	1:35.345	48.692	25.367	21.286


41 Joachim Bölting (DEU) Freddy Kremer (Porsche Cayman GT4 CS MR)						Theoretische Bestzeit: 1:34.991					
Lap	D	Time	S1	S2	S3	Lap	D	Time	S1	S2	S3
1	2	1:47.022	59.730	25.513	21.779	20	1	1:35.957	48.935	25.329	21.693
2	2	1:38.252	49.835	25.523	22.894	21	1	1:35.725	48.840	25.209	21.676
3	2	1:36.922	49.550	25.606	21.766	22	1	1:36.088	49.007	25.631	21.450
4	2	1:36.409	49.273	25.510	21.626	23	1	1:35.953	48.952	25.309	21.692
5	2	1:36.383	49.274	25.428	21.681	24	1	1:36.113	49.320	25.474	21.319
6	2	1:36.453	49.511	25.399	21.543	25	1	1:35.849	49.134	25.201	21.514
7	2	1:35.770	48.996	25.294	21.480	26	1	1:36.325	49.592	25.383	21.350
8	2	1:35.957	48.820	25.425	21.712	27	1	1:36.358	50.082	25.069	21.207
9	2	1:35.869	49.130	25.217	21.522	28	1	1:36.001	49.471	25.217	21.313
10	2	1:35.880	48.992	25.332	21.556	29	1	1:36.081	49.350	25.551	21.180
11	2	1:35.558	48.742	25.240	21.576	30	1	1:35.671	48.917	25.339	21.415
12	2	1:36.073	48.963	25.533	21.577	31	1	1:36.166	49.441	25.128	21.597
13	2	1:35.593	48.914	25.275	21.404	32	1	1:35.811	49.218	25.373	21.220
14	2	1:35.866	49.107	25.254	21.505	33	1	1:35.730	49.329	25.203	21.198
15	2	1:35.480	48.879	25.276	21.325	34	1	1:36.832	49.371	25.974	21.487
16	2	1:35.546	48.776	25.229	21.541	35	1	1:36.458	49.682	25.229	21.547
17	2	1:43.169	49.384	25.444		36	1	1:36.371	49.281	25.574	21.516
18	1	3:12.474	2:25.070	25.460	21.944	37	1	1:36.183	49.306	25.388	21.489
19	1	1:35.837	49.079	25.414	21.344	38	1	1:36.244	49.301	25.288	21.655

33. INT. ADAC TRUCK GRAND PRIX

Nürburgring Sprint, length 3618 m

29. June - 01. July 2018

GT4 Central European Cup



Lap Analysis Race 1, 30.06.2018

DMSB -Reg.No.: 142/2018

43 Nicolas Schöll (AUT) Rob Severs (Porsche Cayman GT4 CS MR)						Theoretische Bestzeit: 1:33.914					
Lap	D	Time	S1	S2	S3	Lap	D	Time	S1	S2	S3
1	2	1:42.784	55.445	25.497	21.842	20	1	1:34.607	48.215	25.023	21.369
2	2	1:36.833	49.317	25.525	21.991	21	1	1:34.894	48.535	25.110	21.249
3	2	1:35.313	49.215	24.894	21.204	22	1	1:34.724	48.293	25.220	21.211
4	2	1:34.451	48.388	24.866	21.197	23	1	1:35.867	49.311	25.246	21.310
5	2	1:34.473	48.256	25.165	21.052	24	1	1:35.783	49.313	25.171	21.299
6	2	1:34.215	48.323	24.829	21.063	25	1	1:35.164	48.722	25.291	21.151
7	2	1:34.409	48.211	25.132	21.066	26	1	1:35.595	48.991	25.130	21.474
8	2	1:34.117	48.088	24.897	21.132	27	1	1:34.753	48.621	25.135	20.997
9	2	1:34.967	48.347	24.981	21.639	28	1	1:35.107	48.627	25.063	21.417
10	2	1:34.868	48.668	25.101	21.099	29	1	1:34.814	48.555	25.151	21.108
11	2	1:34.887	48.404	25.194	21.289	30	1	1:35.193	48.674	25.223	21.296
12	2	1:35.284	48.743	25.252	21.289	31	1	1:36.523	49.530	25.874	21.119
13	2	1:34.468	48.284	24.996	21.188	32	1	1:37.987	49.912	25.786	22.289
14	2	1:34.489	48.245	25.044	21.200	33	1	1:35.572	49.172	25.273	21.127
15	2	1:34.521	48.474	24.937	21.110	34	1	1:35.322	48.806	25.281	21.235
16	2	1:41.127	48.518	24.957		35	1	1:35.326	48.755	25.368	21.203
17	1	3:20.560	2:34.016	25.285	21.259	36	1	1:35.192	48.602	25.204	21.386
18	1	1:35.012	48.501	25.163	21.348	37	1	1:35.154	48.607	25.404	21.143
19	1	1:34.724	48.486	25.151	21.087	38	1	1:35.545	48.642	25.371	21.532

47 Freddy Fast (AUT) (Mercedes AMG GT4)						Theoretische Bestzeit: 1:34.899					
Lap	D	Time	S1	S2	S3	Lap	D	Time	S1	S2	S3
1	1	1:44.298	57.094	25.181	22.023	20	1	1:35.862	48.996	25.316	21.550
2	1	1:36.688	49.319	25.097	22.272	21	1	1:36.032	48.842	25.318	21.872
3	1	1:36.165	49.611	25.124	21.430	22	1	1:35.947	48.943	25.489	21.515
4	1	1:36.005	49.101	25.347	21.557	23	1	1:35.957	49.013	25.295	21.649
5	1	1:35.172	48.672	25.252	21.248	24	1	1:35.993	49.216	25.279	21.498
6	1	1:35.629	48.554	25.171	21.904	25	1	1:36.112	49.156	25.380	21.576
7	1	1:37.765	50.634	25.519	21.612	26	1	1:36.377	49.469	25.350	21.558
8	1	1:36.340	48.763	25.761	21.816	27	1	1:36.269	49.495	25.260	21.514
9	1	1:36.174	49.051	25.422	21.701	28	1	1:35.847	49.272	25.155	21.420
10	1	1:36.250	49.387	25.231	21.632	29	1	1:35.921	49.156	25.307	21.458
11	1	1:36.490	49.094	25.619	21.777	30	1	1:35.716	48.814	25.234	21.668
12	1	1:36.017	49.074	25.186	21.757	31	1	1:35.904	49.323	25.266	21.315
13	1	1:35.660	48.836	25.215	21.609	32	1	1:35.699	48.898	25.248	21.553
14	1	1:35.990	48.845	25.346	21.799	33	1	1:36.429	48.946	25.734	21.749
15	1	1:35.870	48.909	25.236	21.725	34	1	1:36.873	49.178	25.914	21.781
16	1	1:35.963	48.787	25.433	21.743	35	1	1:36.375	49.283	25.563	21.529
17	1	1:43.803	49.780	26.009		36	1	1:35.876	49.000	25.412	21.464
18	1	3:13.932	2:26.372	25.780	21.780	37	1	1:36.503	49.604	25.388	21.511
19	1	1:35.822	49.157	25.278	21.387	38	1	1:36.397	49.267	25.401	21.729


50 Piotr P. Chodzen (POL) Antoni A. Chodzen (Maserati Gran Turismo MC (Theoretische Bestzeit: 1:37.604											
Lap	D	Time	S1	S2	S3	Lap	D	Time	S1	S2	S3
1	2	1:45.661	58.766	25.199	21.696	2	2	1:48.005	50.709	25.767	

33. INT. ADAC TRUCK GRAND PRIX

Nürburgring Sprint, length 3618 m

29. June - 01. July 2018

GT4 Central European Cup



Lap Analysis Race 1, 30.06.2018

DMSB -Reg.No.: 142/2018

77 Romy Dall'Antonia (ITA) Giuseppe Fascicolo (Maserati Gran Turismo MC GT4) Theoretische Bestzeit: 1:33.968

Lap	D	Time	S1	S2	S3	Lap	D	Time	S1	S2	S3
1	2	1:43.609	56.339	25.153	22.117	20	1	3:11.615	2:25.133	25.173	21.309
2	2	1:36.712	49.494	24.967	22.251	21	1	1:35.415	49.500	24.861	21.054
3	2	1:35.997	49.579	25.108	21.310	22	1	1:34.580	48.736	24.762	21.082
4	2	1:35.152	49.131	24.874	21.147	23	1	1:34.437	48.590	24.771	21.076
5	2	1:34.481	48.788	24.661	21.032	24	1	1:35.795	49.430	24.935	21.430
6	2	1:34.681	48.817	24.822	21.042	25	1	1:35.495	49.067	25.177	21.251
7	2	1:35.153	49.325	24.921	20.907	26	1	1:35.579	49.331	24.786	21.462
8	2	1:34.692	48.858	24.745	21.089	27	1	1:34.903	48.824	24.990	21.089
9	2	1:34.618	48.840	24.856	20.922	28	1	1:34.409	48.695	24.805	20.909
10	2	1:34.669	48.729	24.965	20.975	29	1	1:35.466	49.305	24.890	21.271
11	2	1:34.220	48.723	24.669	20.828	30	1	1:35.811	49.517	25.196	21.098
12	2	1:34.196	48.563	24.638	20.995	31	1	1:35.408	49.172	25.044	21.192
13	2	1:34.499	48.702	24.810	20.987	32	1	1:34.553	48.721	24.801	21.031
14	2	1:34.355	48.551	24.888	20.916	33	1	1:35.057	48.832	24.870	21.355
15	2	1:34.254	48.559	24.734	20.961	34	1	1:35.663	49.266	25.064	21.333
16	2	1:34.619	48.679	24.863	21.077	35	1	1:35.220	48.804	24.950	21.466
17	2	1:35.152	48.953	25.095	21.104	36	1	1:35.738	49.175	25.139	21.424
18	2	1:36.824	48.502	24.764	23.558	37	1	1:36.030	49.465	24.917	21.648
19	2	1:41.260	48.949	25.140		38	1	1:35.958	49.458	25.045	21.455