


# 33. INT. ADAC TRUCK GRAND PRIX

Nürburgring Sprint, length 3618 m

29. June - 01. July 2018

GT4 Central European Cup



## Lap Analysis Free Practice 1, 29.06.2018

**DMSB** -Reg.No.: 142/2018

3 Gosia Rdest (POL) Oscar Tunjo (Audi R8 LMS GT4)						Theoretische Bestzeit: 1:33.095					
Lap	D	Time	S1	S2	S3	Lap	D	Time	S1	S2	S3
1	1	2:15.368		31.052	27.105	16	1	1:35.546	48.944	25.210	21.392
2	1	1:43.818	53.964	26.979	22.875	17	1	1:34.576	48.022	25.135	21.419
3	1	1:35.863	49.207	25.288	21.368	18	1	1:33.617	47.675	24.882	21.060
4	1	1:34.412	48.383	24.986	21.043	19	1	<b>1:33.355</b>	47.533	24.848	20.974
5	1	1:33.459	47.752	24.817	<b>20.890</b>	20	1	1:34.939	<b>47.474</b>	<b>24.731</b>	22.734
6	1	1:33.745	47.834	24.752	21.159	21	1	1:34.910	48.908	24.827	21.175
7	1	1:33.640	47.924	24.800	20.916	22	1	1:34.083	47.938	25.217	20.928
8	1	1:46.215	48.974	25.448		23	1	1:40.108	47.681	25.069	
9	1	6:06.634	5:20.012	25.316	21.306	24	1	4:36.121	3:49.785	25.064	21.272
10	1	1:34.826	48.656	25.047	21.123	25	1	1:34.164	48.388	24.758	21.018
11	1	1:33.751	47.834	24.901	21.016	26	1	1:34.593	47.963	25.016	21.614
12	1	1:33.978	47.802	25.017	21.159	27	1	1:34.598	47.652	24.822	22.124
13	1	1:34.021	48.139	24.920	20.962	28	1	1:34.534	47.686	24.764	22.084
14	1	1:41.559	47.786	25.003		29	1	2:23.185	49.229	52.792	
15	1	4:51.360	4:00.706	28.283	22.371						

4 Helmut Rödiger (DEU) John-Louis Jasper (Audi R8 LMS GT4)						Theoretische Bestzeit: 1:33.216					
Lap	D	Time	S1	S2	S3	Lap	D	Time	S1	S2	S3
1	1	2:18.162				17	1	1:33.612	<b>47.723</b>	24.926	20.963
2	1	1:44.248	52.589	29.979	21.680	18	1	1:34.196	48.199	24.860	21.137
3	1	1:35.236	48.995	25.098	21.143	19	1	1:34.041	47.851	24.801	21.389
4	1	1:34.902	48.411	24.999	21.492	20	1	1:34.961	47.825	25.986	21.150
5	1	1:34.376	48.451	25.072	20.853	21	1	1:34.173	48.015	<b>24.763</b>	21.395
6	1	1:51.302	48.484	25.138		22	1	<b>1:33.576</b>	47.755	24.884	20.937
7	1	5:33.752	4:11.327	47.546	34.879	23	1	1:33.974	47.776	25.224	20.974
8	1	1:35.747	49.125	25.221	21.401	24	1	1:35.144	47.994	26.056	21.094
9	1	1:34.909	48.729	25.070	21.110	25	1	1:33.659	47.833	24.968	20.858
10	1	1:34.201	48.459	25.012	<b>20.730</b>	26	1	1:34.101	47.870	25.307	20.924
11	1	1:33.826	48.017	24.920	20.889	27	1	1:34.055	48.072	25.124	20.859
12	1	1:41.137	47.977	25.688		28	1	1:33.641	47.788	25.059	20.794
13	1	3:28.877	2:41.911	25.094	21.872	29	1	1:34.657	48.712	24.955	20.990
14	1	1:34.122	48.133	24.863	21.126	30	1	1:34.885	48.388	25.639	20.858
15	1	1:39.917	52.551	24.891	22.475	31	1	1:34.862	48.394	24.887	21.581
16	1	1:33.884	48.086	24.837	20.961	32	1	1:44.562	48.620	27.265	

7 Lukasz Kreski (POL) Maciej Marcinkiewicz (Maserati Gran Turismo MC C)						Theoretische Bestzeit: 1:34.619					
Lap	D	Time	S1	S2	S3	Lap	D	Time	S1	S2	S3
1	1	4:44.572		28.703	24.500	10	1	23:26.753	22:39	26.039	21.694
2	1	1:42.584	54.632	25.932	22.020	11	1	1:36.027	49.544	25.032	21.451
3	1	1:39.424	50.807	25.986	22.631	12	1	1:35.935	49.284	25.015	21.636
4	1	1:36.765	49.875	25.299	21.591	13	1	<b>1:34.939</b>	<b>48.734</b>	24.960	21.245
5	1	1:36.029	49.411	25.135	21.483	14	1	1:35.441	48.924	25.135	21.382
6	1	1:35.839	49.229	25.172	21.438	15	1	1:35.424	49.424	<b>24.887</b>	21.113
7	1	2:00.172	50.063	26.503		16	1	1:35.556	49.481	25.077	<b>20.998</b>
8	1	5:23.146	4:36.962	24.958	21.226	17	1	1:37.364	49.333	25.513	
9	1	2:00.706	57.271	29.480		18	1	2:12.908	57.341	36.684	


11 Ivan Vlachkov (BGR) (SIN R1 GT4)						Theoretische Bestzeit: 1:35.156					
Lap	D	Time	S1	S2	S3	Lap	D	Time	S1	S2	S3
1	1	4:15.640				6	1	42:21.818	41:29	28.221	24.540
2	1	1:39.535	50.143	25.610	23.782	7	1	1:45.936	53.405	26.007	26.524
3	1	1:40.200	52.965	25.349	21.886	8	1	1:37.173	50.048	25.541	21.584
4	1	<b>1:35.746</b>	49.329	25.030	<b>21.387</b>	9	1	2:21.925	55.036	41.460	
5	1	1:36.547	<b>48.751</b>	<b>25.018</b>	22.778						

# 33. INT. ADAC TRUCK GRAND PRIX

Nürburgring Sprint, length 3618 m

29. June - 01. July 2018

GT4 Central European Cup



## Lap Analysis Free Practice 1, 29.06.2018

**DMSB** -Reg.No.: 142/2018

20 Cora Schumacher (DEU) Franjo Kovac (Mercedes AMG GT4)						Theoretische Bestzeit: 1:35.939					
Lap	D	Time	S1	S2	S3	Lap	D	Time	S1	S2	S3
1	1	2:43.002		28.054	26.938	15	1	1:43.643	53.690	27.299	22.654
2	1	1:41.830	51.451	25.903	24.476	16	1	1:42.701	52.099	26.856	23.746
3	1	1:38.747	50.892	25.873	21.982	17	1	1:40.402	51.604	26.457	22.341
4	1	1:37.128	49.806	25.707	21.615	18	1	1:39.594	50.516	26.450	22.628
5	1	1:37.044	49.736	25.612	21.696	19	1	1:38.342	50.192	26.113	22.037
6	1	1:36.773	49.631	25.624	21.518	20	1	1:38.288	50.677	25.875	21.736
7	1	1:37.482	50.358	25.462	21.662	21	1	1:37.028	49.742	25.662	21.624
8	1	1:36.848	49.759	25.447	21.642	22	1	1:36.377	49.625	25.501	<b>21.251</b>
9	1	2:20.927	1:10.173	33.279		23	1	1:36.798	49.420	25.529	21.849
10	1	5:17.325	4:29.723	25.475	22.127	24	1	1:51.871	51.235	27.267	
11	1	<b>1:36.179</b>	<b>49.299</b>	<b>25.389</b>	21.491	25	1	5:29.678	4:39.033	28.149	22.496
12	1	1:37.086	49.890	25.690	21.506	26	1	1:40.364	51.706	26.528	22.130
13	1	1:46.676	50.221	25.780		27	1	1:40.403	51.651	26.219	22.533
14	1	4:08.374	3:17.041	27.577	23.756	28	1	2:10.127	52.840	33.421	

22 David Klar (CZE) Lennart Marioneck (KTM X-Bow GT4)						Theoretische Bestzeit: 1:33.295					
Lap	D	Time	S1	S2	S3	Lap	D	Time	S1	S2	S3
1	1	3:01.582				15	1	1:36.093	48.345	25.124	22.624
2	1	1:48.271	56.030	28.018	24.223	16	1	1:34.600	47.933	24.988	21.679
3	1	1:40.909	51.881	26.042	22.986	17	1	<b>1:33.395</b>	47.836	<b>24.774</b>	<b>20.785</b>
4	1	1:40.601	51.521	26.374	22.706	18	1	1:39.060	<b>47.736</b>	24.879	
5	1	1:47.292	50.827	26.017		19	1	4:59.226	4:11.377	25.905	21.944
6	1	3:30.310	2:41.776	25.971	22.563	20	1	1:36.318	49.548	25.322	21.448
7	1	1:54.818	51.584	29.366		21	1	1:39.954	52.748	25.682	21.524
8	1	3:51.397	3:03.782	25.805	21.810	22	1	1:35.355	48.889	25.160	21.306
9	1	1:36.068	49.211	25.458	21.399	23	1	1:37.884	48.882	26.424	22.578
10	1	1:35.099	48.778	24.951	21.370	24	1	1:34.993	48.544	25.129	21.320
11	1	1:35.906	48.926	25.380	21.600	25	1	1:34.226	48.140	25.066	21.020
12	1	1:36.704	49.635	25.497	21.572	26	1	1:35.783	48.935	25.416	21.432
13	1	1:41.990	48.552	25.476		27	1	1:37.165	49.494	26.181	21.490
14	1	4:06.062	3:19.225	25.341	21.496	28	1	1:48.138	48.432	26.683	

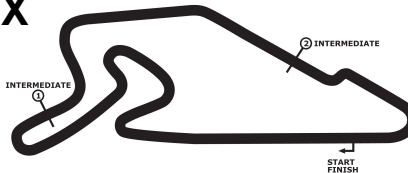
25 Benjamin Mazatis (DEU) Ilmari Korpivarra (KTM X-Bow GT4)						Theoretische Bestzeit: 1:34.338					
Lap	D	Time	S1	S2	S3	Lap	D	Time	S1	S2	S3
1	1	2:50.473		28.652	25.320	16	1	1:43.475	49.369	25.697	
2	1	1:44.192	54.660	27.008	22.524	17	1	5:12.384	4:23.153	26.559	22.672
3	1	1:38.352	50.898	25.643	21.811	18	1	1:36.758	49.354	25.803	21.601
4	1	1:36.708	49.674	25.384	21.650	19	1	1:35.038	48.630	25.354	21.054
5	1	1:36.651	49.231	25.594	21.826	20	1	1:34.959	<b>48.269</b>	25.509	21.181
6	1	1:39.581	49.358	25.344	24.879	21	1	1:34.870	48.514	25.314	21.042
7	1	1:36.187	49.014	25.367	21.806	22	1	1:35.261	48.666	25.468	21.127
8	1	1:49.593	52.783	26.060	30.750	23	1	1:34.674	48.370	25.296	21.008
9	1	2:26.858	1:25.806	29.210		24	1	1:43.932	49.458	25.466	
10	1	4:26.338	3:38.221	26.075	22.042	25	1	3:57.640	3:10.954	25.575	21.111
11	1	1:35.417	48.795	25.433	21.189	26	1	1:38.696	49.241	27.448	22.007
12	1	1:36.699	49.535	25.482	21.682	27	1	1:34.947	48.356	25.594	20.997
13	1	1:34.850	48.546	25.294	21.010	28	1	<b>1:34.638</b>	48.429	25.267	<b>20.942</b>
14	1	1:34.849	48.555	<b>25.127</b>	21.167	29	1	2:19.187	52.236	42.113	
15	1	1:34.768	48.518	25.205	21.045						

# 33. INT. ADAC TRUCK GRAND PRIX

Nürburgring Sprint, length 3618 m

29. June - 01. July 2018

GT4 Central European Cup



## Lap Analysis Free Practice 1, 29.06.2018

**DMSB** -Reg.No.: 142/2018

26 Marylin Niederhauser (CHE) Mads Siljehaug (KTM X-Bow GT4)						Theoretische Bestzeit: 1:33.383					
Lap	D	Time	S1	S2	S3	Lap	D	Time	S1	S2	S3
1	1	2:50.448				14	1	1:47.207			
2	1	1:40.463				15	1	15:52.152	15:05	25.772	21.200
3	1	1:38.326				16	1	1:34.093	48.178	25.137	20.778
4	1	1:36.962				17	1	1:34.331	48.294	25.404	<b>20.633</b>
5	1	1:37.257				18	1	1:35.164	48.322	25.661	21.181
6	1	1:36.111				19	1	<b>1:33.563</b>	<b>47.743</b>	25.170	20.650
7	1	1:34.766				20	1	1:33.585	47.852	<b>25.007</b>	20.726
8	1	1:35.885				21	1	1:33.886	48.153	25.026	20.707
9	1	2:15.550				22	1	1:41.227	49.364	25.109	
10	1	1:35.805				23	1	3:36.600	2:49.561	25.571	21.468
11	1	1:35.602				24	1	1:35.777	48.929	25.416	21.432
12	1	1:37.145				25	1	2:20.881	1:03.397	38.529	
13	1	1:34.723									

41 Joachim Bölting (DEU) Freddy Kremer (Porsche Cayman GT4 CS MR)						Theoretische Bestzeit: 1:34.594					
Lap	D	Time	S1	S2	S3	Lap	D	Time	S1	S2	S3
1	1	2:22.057		27.914	23.351	12	1	1:45.864	49.057	25.108	
2	1	1:38.696	49.601	26.286	22.809	13	1	5:56.044	5:04.603	29.059	22.382
3	1	1:36.336	49.081	25.491	21.764	14	1	1:37.754	50.343	25.470	21.941
4	1	1:37.518	49.778	25.730	22.010	15	1	1:38.830	51.282	25.765	21.783
5	1	1:35.933	48.925	25.313	21.695	16	1	1:38.559	51.136	25.648	21.775
6	1	1:36.284	48.501	25.390	22.393	17	1	1:36.594	49.414	25.439	21.741
7	1	<b>1:34.601</b>	<b>48.422</b>	25.059	<b>21.120</b>	18	1	1:38.203	51.138	25.438	21.627
8	1	1:59.241	48.615	31.181		19	1	1:38.451	49.664	25.634	23.153
9	1	15:54.973	15:07	25.408	21.728	20	1	1:42.466	53.005	27.344	22.117
10	1	1:36.501	48.634	26.228	21.639	21	1	1:37.381	49.685	25.637	22.059
11	1	1:35.914	49.304	<b>25.052</b>	21.558	22	1	2:01.332	53.363	29.297	


43 Nicolas Schöll (DEU) Rob Severs (Porsche Cayman GT4 CS MR)						Theoretische Bestzeit: 1:33.840					
Lap	D	Time	S1	S2	S3	Lap	D	Time	S1	S2	S3
1	1	2:31.487		28.922		17	1	1:34.930	48.308	25.286	21.336
2	1	2:16.183	1:26.807	27.244	22.132	18	1	1:40.113	49.436	26.787	23.890
3	1	1:36.973	49.413	25.793	21.767	19	1	1:36.651	49.072	25.673	21.906
4	1	1:35.619	48.825	25.458	21.336	20	1	1:35.198	48.620	25.182	21.396
5	1	1:34.872	48.277	25.299	21.296	21	1	1:34.420	<b>47.997</b>	25.155	21.268
6	1	<b>1:34.339</b>	48.352	25.055	20.932	22	1	1:35.252	48.692	25.257	21.303
7	1	1:34.514	48.410	25.196	20.908	23	1	1:34.593	48.126	<b>25.026</b>	21.441
8	1	1:41.046	49.812	25.117	26.117	24	1	1:35.144	48.362	25.235	21.547
9	1	2:03.843	1:15.927	26.846	21.070	25	1	1:42.522	48.341	25.240	
10	1	1:34.516	48.483	25.036	20.997	26	1	4:15.434	3:19.011	27.653	28.770
11	1	1:38.701	48.049	25.032		27	1	1:34.578	48.562	25.199	<b>20.817</b>
12	1	4:57.982	4:08.971	26.333	22.678	28	1	1:34.974	48.472	25.329	21.173
13	1	1:36.635	48.974	25.098	22.563	29	1	1:34.577	48.298	25.223	21.056
14	1	1:35.246	48.678	25.089	21.479	30	1	1:34.618	48.529	25.050	21.039
15	1	1:39.874	51.841	25.930	22.103	31	1	2:22.091	48.958	51.986	
16	1	1:35.197	48.288	25.249	21.660						

# 33. INT. ADAC TRUCK GRAND PRIX

Nürburgring Sprint, length 3618 m

29. June - 01. July 2018

GT4 Central European Cup



## Lap Analysis Free Practice 1, 29.06.2018

**DMSB** -Reg.No.: 142/2018

47 Freddy Fast (AUT) (Mercedes AMG GT4)						Theoretische Bestzeit: 1:34.997					
Lap	D	Time	S1	S2	S3	Lap	D	Time	S1	S2	S3
1	1	6:04.794		27.032		14	1	1:36.770	49.803	25.363	21.604
2	1	2:12.454	1:11.801	26.523		15	1	1:42.951	49.157	25.132	
3	1	1:59.183	1:10.875	25.844	22.464	16	1	4:48.233	4:00.252	26.504	21.477
4	1	1:37.679	50.405	25.443	21.831	17	1	1:35.653	49.146	<b>25.010</b>	21.497
5	1	1:37.495	49.885	25.458	22.152	18	1	<b>1:35.308</b>	<b>48.812</b>	25.321	<b>21.175</b>
6	1	1:55.249	50.229	29.317		19	1	1:36.268	49.331	25.359	21.578
7	1	6:58.246	6:10.889	25.598	21.759	20	1	1:36.083	49.216	25.267	21.600
8	1	1:36.632	49.407	25.272	21.953	21	1	1:35.633	49.067	25.092	21.474
9	1	1:38.640	51.523	25.184	21.933	22	1	1:36.389	49.340	25.404	21.645
10	1	1:35.471	48.927	25.024	21.520	23	1	1:35.705	48.864	25.454	21.387
11	1	1:36.243	49.164	25.307	21.772	24	1	1:36.644	49.257	25.659	21.728
12	1	2:04.295	1:16.976	25.343	21.976	25	1	1:36.771	49.878	25.333	21.560
13	1	1:43.061	53.181	27.142	22.738						

50 Piotr Chodzen (POL) Antoni Chodzen (Maserati Gran Turismo MC GT4)						Theoretische Bestzeit: 1:34.317					
Lap	D	Time	S1	S2	S3	Lap	D	Time	S1	S2	S3
1	1	2:33.657		32.542	27.510	16	1	4:25.704	3:36.027	27.097	22.580
2	1	1:44.679	55.765	26.581	22.333	17	1	1:43.453	55.763	25.816	21.874
3	1	1:38.307	50.685	25.649	21.973	18	1	2:01.790	1:13.420	25.834	22.536
4	1	1:37.551	50.519	25.400	21.632	19	1	1:37.217	49.959	25.589	21.669
5	1	1:35.169	48.930	25.108	21.131	20	1	1:37.107	50.039	25.328	21.740
6	1	1:35.037	48.883	24.920	21.234	21	1	1:35.698	49.455	24.752	21.491
7	1	1:43.847	49.533	24.874		22	1	1:36.530	49.934	25.204	21.392
8	1	3:58.222	3:04.165	32.082	21.975	23	1	1:36.187	49.677	25.267	21.243
9	1	1:36.593	50.109	24.845	21.639	24	1	1:35.240	48.941	24.967	21.332
10	1	1:37.469	51.771	24.706	<b>20.992</b>	25	1	1:35.756	49.390	25.116	21.250
11	1	<b>1:34.479</b>	48.903	<b>24.482</b>	21.094	26	1	1:35.693	49.545	24.862	21.286
12	1	1:39.179	<b>48.843</b>	26.485	23.851	27	1	1:35.775	49.379	25.083	21.313
13	1	1:59.492	1:13.089	25.296	21.107	28	1	1:35.731	49.562	25.075	21.094
14	1	1:35.141	49.030	24.858	21.253	29	1	1:36.345	49.573	25.150	21.622
15	1	1:46.121	49.618	24.680		30	1	1:54.169	49.364	27.172	

77 Romy Dall'Antonia (ITA) Giuseppe Fascicolo (Maserati Gran Turismo MC GT4)						Theoretische Bestzeit: 1:34.170					
Lap	D	Time	S1	S2	S3	Lap	D	Time	S1	S2	S3
1	1	4:24.424				16	1	1:37.758	50.079	25.657	22.022
2	1	1:42.406	53.111	26.316	22.979	17	1	1:35.834	49.069	25.156	21.609
3	1	1:38.696	51.319	25.712	21.665	18	1	1:34.955	48.836	24.837	21.282
4	1	1:39.759	52.490	25.489	21.780	19	1	1:34.986	48.939	24.917	21.130
5	1	1:36.290	49.816	25.120	21.354	20	1	<b>1:34.359</b>	<b>48.487</b>	24.766	21.106
6	1	1:47.132	50.696	26.057		21	1	1:35.179	48.975	24.888	21.316
7	1	5:41.770	4:55.199	25.265	21.306	22	1	1:35.012	48.795	24.972	21.245
8	1	1:34.992	49.249	24.797	<b>20.946</b>	23	1	1:35.261	48.859	25.058	21.344
9	1	1:35.635	49.580	24.803	21.252	24	1	1:43.115	49.301	25.286	
10	1	1:34.700	48.890	24.799	21.011	25	1	3:07.333	2:20.647	25.454	21.232
11	1	1:35.709	49.039	24.914	21.756	26	1	1:34.940	48.803	25.079	21.058
12	1	2:02.155	1:14.421	26.239	21.495	27	1	1:35.282	49.102	24.946	21.234
13	1	1:47.613	48.811	<b>24.737</b>		28	1	1:34.944	48.863	24.904	
14	1	4:21.572	3:27.990	26.786	26.796	29	1	2:07.296	52.801	35.951	
15	1	1:42.082	51.089	25.346	25.647						