

# 33. INT. ADAC TRUCK GRAND PRIX

Nürburgring Sprint, length 3629 m

29. June - 01. July 2018

FIA European Truck Racing Championship

Lap Analysis Championship Race 2, 30.06.2018

FIA-Visa.No.: 3ETRC-DEU 22.06.2018

## 1 Adam LACKO , FREIGHTLINER / CZE

Theoretische Bestzeit: 1:56.53

Lap	Time	S1	S2	S3	Lap	Time	S1	S2	S3
1	2:02.107	1:03.512	29.910	28.685	8	1:57.315	58.595	29.988	28.732
2	1:56.880	<b>58.055</b>	30.091	28.734	9	1:57.262	58.524	29.969	28.769
3	1:57.463	58.798	29.970	28.695	10	1:58.324	59.023	30.491	28.810
4	1:57.062	58.456	29.878	28.728	11	1:57.855	59.009	30.016	28.830
5	1:57.019	58.443	29.922	28.654	12	1:57.275	58.611	30.025	28.639
6	1:56.976	58.428	<b>29.855</b>	28.693	13	<b>1:56.853</b>	58.251	29.976	<b>28.626</b>
7	1:57.051	58.534	29.884	28.633					

## 2 Jochen HAHN , IVECO / DEU

Theoretische Bestzeit: 1:55.96

Lap	Time	S1	S2	S3	Lap	Time	S1	S2	S3
1	2:03.519	1:04.851	29.802	28.866	8	1:57.274	58.578	30.069	28.627
2	1:57.538	58.840	29.750	28.948	9	1:57.150	58.567	29.784	28.799
3	1:57.303	58.695	29.671	28.937	10	2:12.558	1:14.459	<b>29.387</b>	28.712
4	1:57.358	59.061	29.763	28.534	11	1:56.549	58.247	29.885	<b>28.417</b>
5	<b>1:56.279</b>	<b>58.162</b>	29.687	28.430	12	1:57.572	58.507	29.883	29.182
6	1:56.868	58.675	29.713	28.480	13	1:58.918	59.189	30.223	29.506
7	1:56.675	58.330	29.821	28.524					

## 3 Norbert KISS , MERCEDES BENZ / HUN

Theoretische Bestzeit: 1:56.21

Lap	Time	S1	S2	S3	Lap	Time	S1	S2	S3
1	2:03.087	1:04.101	30.029	28.957	8	1:57.279	58.566	30.308	<b>28.405</b>
2	1:57.530	58.824	29.852	28.854	9	1:57.116	58.546	29.846	28.724
3	1:57.287	58.702	<b>29.764</b>	28.821	10	1:58.297	59.581	29.933	28.783
4	1:57.086	58.734	29.801	28.551	11	1:58.051	59.186	29.909	28.956
5	1:56.659	<b>58.046</b>	29.925	28.688	12	1:57.329	58.715	29.874	28.740
6	<b>1:56.580</b>	58.205	29.830	28.545	13	1:56.989	58.395	30.064	28.530
7	1:56.809	58.303	29.848	28.658					

## 6 Anthony JANIEC , MAN / FRA

Theoretische Bestzeit: 1:57.02

Lap	Time	S1	S2	S3	Lap	Time	S1	S2	S3
1	2:07.174	1:06.681	30.482	30.011	8	1:58.207	59.347	30.062	<b>28.798</b>
2	1:57.743	58.819	29.836	29.088	9	1:57.879	58.918	30.108	28.853
3	1:57.654	58.779	<b>29.831</b>	29.044	10	1:57.857	58.656	30.037	29.164
4	<b>1:57.438</b>	<b>58.394</b>	29.899	29.145	11	1:58.321	59.215	30.200	28.906
5	1:58.134	58.694	29.898	29.542	12	1:59.351	59.003	30.451	29.897
6	1:58.426	58.762	30.581	29.083	13	2:00.141	59.065	30.727	30.349
7	1:58.251	58.661	30.067	29.523					

## 11 Andre KURSIM , IVECO / DEU

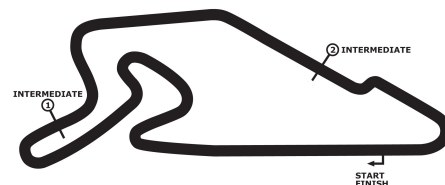
Theoretische Bestzeit: 1:57.11

Lap	Time	S1	S2	S3	Lap	Time	S1	S2	S3
1	2:02.655	1:03.821	29.898	28.936	8	1:59.294	1:00.351	29.965	28.978
2	1:57.411	58.836	29.835	28.740	9	1:57.802	58.942	29.929	28.931
3	1:57.467	58.854	29.831	28.782	10	1:57.922	59.041	29.901	28.980
4	1:59.317	1:00.294	<b>29.762</b>	29.261	11	1:58.621	59.821	29.856	28.944
5	1:57.368	58.822	29.944	<b>28.602</b>	12	1:57.519	<b>58.754</b>	29.890	28.875
6	<b>1:57.332</b>	58.767	29.801	28.764	13	1:58.188	58.926	29.983	29.279
7	1:57.779	58.787	29.897	29.095					

## 14 José J.RODRIGUES , MAN / PRT

Theoretische Bestzeit: 1:57.02

Lap	Time	S1	S2	S3	Lap	Time	S1	S2	S3
1	2:05.210	1:04.716	30.703	29.791	8	1:57.956	<b>58.741</b>	30.416	28.799
2	1:58.443	59.087	30.229	29.127	9	1:58.521	59.664	30.288	28.569
3	1:57.709	59.421	<b>29.882</b>	<b>28.406</b>	10	1:57.804	58.939	30.259	28.606
4	1:57.599	58.901	30.166	28.532	11	1:58.450	59.260	30.209	28.981
5	1:57.587	58.911	30.011	28.665	12	1:58.870	59.483	30.543	28.844
6	<b>1:57.431</b>	58.816	30.011	28.604	13	1:58.416	59.448	30.363	28.605
7	1:59.324	59.330	30.271	29.723					



# 33. INT. ADAC TRUCK GRAND PRIX

Nürburgring Sprint, length 3629 m

29. June - 01. July 2018

FIA European Truck Racing Championship

## Lap Analysis Championship Race 2, 30.06.2018

FIA-Visa.No.: 3ETRC-DEU 22.06.2018

### 15 Erwin KLEINNAGELVOORT , SCANIA / NLD

Theoretische Bestzeit: 2:00.38

Lap	Time	S1	S2	S3	Lap	Time	S1	S2	S3
1	2:14.808	1:10.429	31.599	32.780	8	2:01.647	1:00.710	30.982	29.955
2	2:01.374	1:00.580	30.662	30.132	9	2:02.167	1:01.676	<b>30.510</b>	29.981
3	2:00.966	<b>1:00.236</b>	30.827	29.903	10	<b>2:00.611</b>	1:00.310	30.665	<b>29.636</b>
4	2:02.358	1:01.550	31.000	29.808	11	2:00.826	1:00.249	30.629	29.948
5	2:00.992	1:00.542	30.702	29.748	12	2:01.205	1:00.239	30.618	30.348
6	2:01.495	1:00.644	30.710	30.141	13	2:01.350	1:00.423	30.933	29.994
7	2:01.205	1:00.418	30.909	29.878					

### 17 Shane BRERETON , MAN / GBR

Theoretische Bestzeit: 1:57.75

Lap	Time	S1	S2	S3	Lap	Time	S1	S2	S3
1	2:06.485	1:06.111	30.334	30.040	8	1:58.228	59.120	30.097	29.011
2	1:59.577	58.905	30.067	30.605	9	1:59.064	59.895	30.169	<b>29.000</b>
3	<b>1:58.118</b>	58.933	<b>29.955</b>	29.230	10	1:59.727	59.811	30.296	29.620
4	1:59.959	1:00.512	30.023	29.424	11	1:59.050	59.517	30.134	29.399
5	1:58.877	59.178	30.207	29.492	12	1:58.807	59.318	30.107	29.382
6	1:58.502	<b>58.804</b>	30.141	29.557	13	1:59.241	59.273	30.164	29.804
7	1:59.025	59.305	30.117	29.603					

### 20 Teo CALVET , MAN / FRA

Theoretische Bestzeit: 1:59.04

Lap	Time	S1	S2	S3	Lap	Time	S1	S2	S3
1	2:11.168	1:08.410	30.903	31.855	8	1:59.867	1:00.155	30.415	<b>29.297</b>
2	2:01.553	1:00.729	30.306	30.518	9	1:59.695	59.773	30.476	29.446
3	1:59.659	1:00.015	30.271	29.373	10	2:00.397	59.792	30.584	30.021
4	2:00.168	1:00.692	<b>30.147</b>	29.329	11	<b>1:59.562</b>	<b>59.600</b>	30.489	29.473
5	2:00.150	1:00.241	30.385	29.524	12	1:59.607	59.624	30.356	29.627
6	1:59.881	1:00.198	30.342	29.341	13	1:59.935	59.897	30.521	29.517
7	2:00.143	59.996	30.204	29.943					

### 21 Thomas ROBINEAU , MAN / FRA

Theoretische Bestzeit: 1:58.16

Lap	Time	S1	S2	S3	Lap	Time	S1	S2	S3
1	2:08.589	1:07.685	30.897	30.007	3	<b>1:58.298</b>	<b>58.732</b>	<b>30.159</b>	29.407
2	2:02.056	1:01.937	30.848	<b>29.271</b>	4	2:28.997	1:16.588	31.685	

### 22 Oliver JANES , FREIGHTLINER / GBR

Theoretische Bestzeit: 1:59.47

Lap	Time	S1	S2	S3	Lap	Time	S1	S2	S3
1	2:13.942	1:10.818	31.429	31.695	8	2:00.260	59.998	30.641	29.621
2	2:01.234	1:00.907	30.443	29.884	9	<b>1:59.819</b>	<b>59.576</b>	30.525	29.718
3	2:01.084	1:00.308	30.575	30.201	10	2:00.720	1:00.257	30.883	29.580
4	2:00.549	1:00.326	30.606	29.617	11	2:00.535	1:00.258	30.678	29.599
5	2:00.260	59.966	30.663	29.631	12	2:00.660	1:00.368	30.651	29.641
6	2:00.216	59.975	30.428	29.813	13	2:00.025	1:00.079	30.473	<b>29.473</b>
7	2:00.366	1:00.116	<b>30.424</b>	29.826					

### 23 Antonio ALBACETE , MAN / ESP

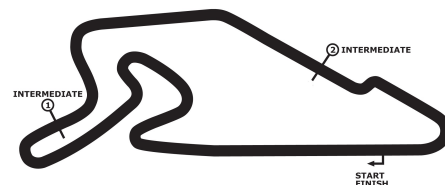
Theoretische Bestzeit: 1:56.31

Lap	Time	S1	S2	S3	Lap	Time	S1	S2	S3
1	2:04.410	1:05.456	30.120	28.834	8	<b>1:56.636</b>	58.565	29.828	<b>28.243</b>
2	1:57.083	58.537	<b>29.730</b>	28.816	9	1:56.771	<b>58.338</b>	29.951	28.482
3	1:57.281	58.778	29.747	28.756	10	1:56.766	58.464	29.868	28.434
4	1:58.663	59.446	29.931	29.286	11	1:56.643	58.384	29.772	28.487
5	1:57.311	58.841	29.733	28.737	12	1:57.243	58.708	29.881	28.654
6	1:57.260	58.840	29.806	28.614	13	1:57.109	58.579	29.805	28.725
7	1:57.690	58.777	29.966	28.947					

### 24 Steffen FAAS , MERCEDES BENZ / DEU

Theoretische Bestzeit: 1:57.76

Lap	Time	S1	S2	S3	Lap	Time	S1	S2	S3
1	2:08.255	1:07.641	30.629	29.985	8	1:58.654	59.311	30.360	28.983
2	2:00.084	1:00.075	30.335	29.674	9	1:58.603	59.565	30.315	28.723
3	1:58.595	59.572	30.508	<b>28.515</b>	10	1:59.690	59.944	30.647	29.099
4	1:58.790	59.382	30.516	28.892	11	1:59.045	59.609	30.267	29.169



# 33. INT. ADAC TRUCK GRAND PRIX

Nürburgring Sprint, length 3629 m

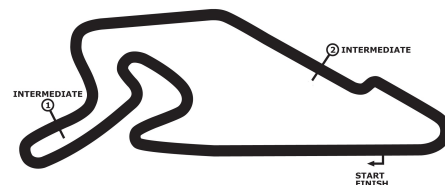
29. June - 01. July 2018

FIA European Truck Racing Championship

## Lap Analysis Championship Race 2, 30.06.2018

FIA-Visa.No.: 3ETRC-DEU 22.06.2018

Lap	Time	S1	S2	S3	Lap	Time	S1	S2	S3
5	<b>1:58.024</b>	59.242	<b>30.185</b>	28.597	12	1:58.886	59.526	30.448	28.912
6	1:58.639	<b>59.069</b>	30.533	29.037	13	1:59.465	59.609	30.406	29.450
7	1:58.700	59.299	30.234	29.167					



# 33. INT. ADAC TRUCK GRAND PRIX

Nürburgring Sprint, length 3629 m

29. June - 01. July 2018

FIA European Truck Racing Championship

Lap Analysis Championship Race 2, 30.06.2018

FIA-Visa.No.: 3ETRC-DEU 22.06.2018

## 27 Gerhard KÖRBER , IVECO / DEU

Theoretische Bestzeit: 1:56.36

Lap	Time	S1	S2	S3	Lap	Time	S1	S2	S3
1	2:00.021	1:01.822	29.871	<b>28.328</b>	8	1:57.534	58.615	30.004	28.915
2	1:57.114	58.652	29.875	28.587	9	1:57.109	58.597	29.936	28.576
3	1:57.776	59.566	29.805	28.405	10	1:57.374	58.745	29.987	28.642
4	1:57.177	58.859	<b>29.772</b>	28.546	11	1:57.303	58.703	29.874	28.726
5	<b>1:56.503</b>	58.286	29.807	28.410	12	1:57.654	58.632	30.143	28.879
6	1:56.802	58.368	29.877	28.557	13	1:58.223	58.718	30.007	29.498
7	1:56.639	<b>58.268</b>	29.860	28.511					

## 30 Sascha LENZ , MAN / DEU

Theoretische Bestzeit: 1:56.30

Lap	Time	S1	S2	S3	Lap	Time	S1	S2	S3
1	2:06.012	1:06.581	30.149	29.282	8	1:57.504	58.789	29.931	28.784
2	1:57.687	58.560	30.008	29.119	9	1:56.962	58.490	29.817	28.655
3	<b>1:56.300</b>	<b>58.363</b>	<b>29.673</b>	<b>28.264</b>	10	1:57.084	58.656	29.793	28.635
4	1:57.596	58.598	29.947	29.051	11	1:57.227	58.604	29.828	28.795
5	1:57.735	59.134	29.946	28.655	12	1:57.081	58.469	29.951	28.661
6	1:57.465	58.927	29.830	28.708	13	1:57.239	58.541	29.934	28.764
7	1:57.319	58.677	29.889	28.753					

## 32 Luis RECUENCO , MAN / ESP

Theoretische Bestzeit: 1:58.16

Lap	Time	S1	S2	S3	Lap	Time	S1	S2	S3
1	2:12.068	1:09.699	31.710	30.659	8	2:00.384	1:00.263	30.441	29.680
2	2:02.225	1:02.262	30.762	29.201	9	1:59.468	59.564	30.214	29.690
3	2:00.944	1:00.256	31.116	29.572	10	2:00.315	59.564	30.398	30.353
4	1:59.922	59.574	30.295	30.053	11	1:59.695	59.527	30.418	29.750
5	2:00.247	1:00.265	30.551	29.431	12	1:59.330	59.602	30.501	29.227
6	<b>1:58.161</b>	<b>58.986</b>	<b>30.117</b>	<b>29.058</b>	13	1:59.919	59.901	30.411	29.607
7	1:59.574	59.816	30.319	29.439					

## 37 Terry GIBBON , MAN / GBR

Theoretische Bestzeit: 1:58.93

Lap	Time	S1	S2	S3	Lap	Time	S1	S2	S3
1	2:13.758	1:10.233	31.545	31.980	8	2:00.473	1:00.249	30.799	29.425
2	2:00.335	1:00.163	30.372	29.800	9	1:59.956	1:00.122	30.297	29.537
3	2:05.404	1:00.045	30.300		10	1:59.719	1:00.152	30.323	<b>29.244</b>
4	2:15.507	1:15.694	<b>30.165</b>	29.648	11	1:59.658	59.751	30.525	29.382
5	2:01.561	1:01.407	30.481	29.673	12	1:59.868	59.994	30.366	29.508
6	1:59.849	59.865	30.528	29.456	13	2:01.064	1:00.654	30.690	29.720
7	<b>1:59.609</b>	<b>59.521</b>	30.571	29.517					

## 38 Eduardo E.RODRIGUES , MAN / PRT

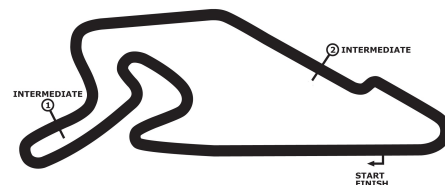
Theoretische Bestzeit: 2:00.07

Lap	Time	S1	S2	S3	Lap	Time	S1	S2	S3
1	2:11.597	1:09.114	32.071	30.412	8	2:01.456	1:01.032	30.505	29.919
2	2:01.540	1:01.231	30.408	29.901	9	2:03.711	1:03.633	30.487	29.591
3	2:03.072	1:01.404	30.672	30.996	10	2:01.954	1:00.994	30.657	30.303
4	2:02.362	1:02.219	30.614	29.529	11	2:01.325	1:01.071	<b>30.243</b>	30.011
5	<b>2:00.688</b>	<b>1:00.321</b>	30.853	<b>29.512</b>	12	2:01.590	1:01.103	30.762	29.725
6	2:01.125	1:00.709	30.524	29.892	13	2:01.827	1:00.967	30.575	30.285
7	2:02.150	1:01.017	30.855	30.278					

## 44 Stephanie HALM , IVECO / DEU

Theoretische Bestzeit: 1:56.35

Lap	Time	S1	S2	S3	Lap	Time	S1	S2	S3
1	2:00.601	1:02.290	29.666	28.645	8	1:56.865	58.477	29.825	28.563
2	1:57.027	58.389	29.915	28.723	9	1:56.799	58.417	29.766	28.616
3	1:56.650	58.426	29.667	28.557	10	1:57.311	58.562	29.865	28.884
4	<b>1:56.495</b>	58.442	<b>29.643</b>	<b>28.410</b>	11	1:57.503	58.898	29.835	28.770
5	1:56.567	58.346	29.692	28.529	12	1:57.318	58.932	29.757	28.629
6	1:56.760	<b>58.305</b>	29.680	28.775	13	1:57.527	58.627	29.834	29.066
7	1:56.965	58.485	29.856	28.624					



# 33. INT. ADAC TRUCK GRAND PRIX

Nürburgring Sprint, length 3629 m

29. June - 01. July 2018

FIA European Truck Racing Championship

Lap Analysis Championship Race 2, 30.06.2018

FIA-Visa.No.: 3ETRC-DEU 22.06.2018

## 77 Rene REINERT , MAN / DEU

Theoretische Bestzeit: 1:56.11

Lap	Time	S1	S2	S3	Lap	Time	S1	S2	S3
1	2:08.982	1:09.181	30.519	29.282	8	1:56.795	58.246	30.007	28.542
2	1:58.929	1:00.177	29.842	28.910	9	1:58.196	59.090	29.884	29.222
3	<b>1:56.501</b>	<b>58.149</b>	29.883	28.469	10	1:57.315	58.749	29.930	28.636
4	1:56.576	58.612	<b>29.798</b>	<b>28.166</b>	11	1:57.171	58.833	29.926	28.412
5	1:56.742	58.244	29.840	28.658	12	1:56.988	58.768	29.994	28.226
6	1:56.740	58.454	29.799	28.487	13	1:57.511	58.832	29.869	28.810
7	1:57.795	59.071	30.069	28.655					

## 88 Ryan SMITH , MAN / GBR

Theoretische Bestzeit: 1:55.97

Lap	Time	S1	S2	S3	Lap	Time	S1	S2	S3
1	2:10.226	1:09.867	30.432	29.927	8	1:56.878	58.466	29.774	28.638
2	1:59.030	59.967	30.392	28.671	9	1:57.283	58.807	29.754	28.722
3	<b>1:56.098</b>	58.309	<b>29.558</b>	<b>28.231</b>	10	1:56.897	58.313	30.028	28.556
4	1:57.128	58.958	29.628	28.542	11	1:57.517	58.958	29.809	28.750
5	1:56.531	58.397	29.704	28.430	12	1:57.773	58.893	29.748	29.132
6	1:57.730	<b>58.185</b>	30.306	29.239	13	1:57.843	58.775	29.716	29.352
7	1:58.014	58.960	29.823	29.231					

## 91 Frantisek VOJTISEK , MAN / CZE

Theoretische Bestzeit: 1:59.95

Lap	Time	S1	S2	S3	Lap	Time	S1	S2	S3
1	2:07.930	1:07.271	<b>30.482</b>	30.177	6	2:00.980	1:00.612	30.520	29.848
2	2:03.741	1:02.084	31.944	29.713	7	2:01.728	1:01.046	30.801	29.881
3	<b>2:00.049</b>	<b>1:00.152</b>	30.579	<b>29.315</b>	8	2:02.680	1:01.603	30.697	30.380
4	2:03.028	1:01.884	31.006	30.138	9	2:18.784	1:07.063	31.313	
5	2:03.594	1:00.181	30.546	32.867	10	6:12.765	4:38.417	45.314	