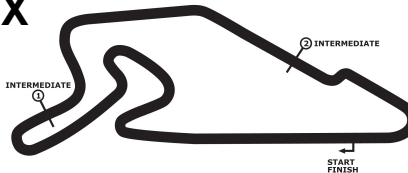


33. INT. ADAC TRUCK GRAND PRIX

Nürburgring Sprint, length 3629 m

29. June - 01. July 2018

ADAC Mittelrhein Cup



Lap Analysis Race 4, 01.07.2018

DMSB -Reg.No.: 151/2018

1 Ryan Smith (GBR) (MAN) Theoretische Bestzeit: 2:23.559

Lap	D	Time	S1	S2	S3	Lap	D	Time	S1	S2	S3
1	1	2:23.500	1:04.213	44.439	34.848	2	1	2:44.868	1:04.401	44.303	

3 Steven Powell (GBR) (MAN) Theoretische Bestzeit: 2:04.778

Lap	D	Time	S1	S2	S3	Lap	D	Time	S1	S2	S3
1	1	2:20.782	1:12.546	32.932	35.304	8	1	2:06.805	1:03.677	31.703	31.425
2	1	2:07.070	1:04.479	31.565	31.026	9	1	2:06.933	1:03.267	31.633	32.033
3	1	2:06.667	1:03.795	31.542	31.330	10	1	2:06.109	1:03.176	31.952	30.981
4	1	2:06.526	1:03.618	31.690	31.218	11	1	2:04.892	1:02.651	31.415	30.820
5	1	2:05.999	1:03.399	31.535	31.065	12	1	2:05.561	1:03.133	31.535	30.893
6	1	2:05.449	1:02.957	31.416	31.076	13	1	2:06.276	1:03.159	31.723	31.394
7	1	2:05.877	1:03.317	31.301	31.259						

6 John Powell (GBR) (DAF) Theoretische Bestzeit: 2:05.006

Lap	D	Time	S1	S2	S3	Lap	D	Time	S1	S2	S3
1	1	2:18.010	1:11.793	32.888	33.329	8	1	2:07.811	1:03.381	32.287	32.143
2	1	2:06.046	1:02.391	31.592	32.055	9	1	2:07.645	1:04.113	31.792	31.740
3	1	2:08.316	1:03.007	32.252	33.057	10	1	2:06.451	1:03.280	31.400	31.771
4	1	2:06.970	1:03.975	31.788	31.207	11	1	2:05.723	1:02.896	31.484	31.343
5	1	2:05.865	1:03.064	31.476	31.325	12	1	2:06.485	1:02.751	32.033	31.701
6	1	2:06.285	1:02.784	31.982	31.519	13	1	2:06.231	1:02.689	31.813	31.729
7	1	2:06.475	1:02.636	32.036	31.803						

7 Stuart Oliver (GBR) (Volvo) Theoretische Bestzeit: 1:59.448

Lap	D	Time	S1	S2	S3	Lap	D	Time	S1	S2	S3
1	1	2:11.167	1:07.117	33.432	30.618	8	1	2:00.688	1:00.114	30.596	29.978
2	1	2:01.908	1:01.071	30.664	30.173	9	1	2:01.378	1:01.086	30.455	29.837
3	1	2:00.426	1:00.382	30.362	29.682	10	1	2:00.731	1:00.257	30.490	29.984
4	1	2:00.037	1:00.091	30.465	29.481	11	1	2:00.316	1:00.004	30.582	29.730
5	1	2:00.304	59.984	30.398	29.922	12	1	2:00.125	59.634	30.746	29.745
6	1	2:00.266	1:00.031	30.497	29.738	13	1	2:01.083	1:00.522	30.494	30.067
7	1	2:00.093	59.894	30.333	29.866						

11 Martin Gibson (GBR) (Scania) Theoretische Bestzeit: 2:00.441

Lap	D	Time	S1	S2	S3	Lap	D	Time	S1	S2	S3
1	1	2:10.364	1:05.894	33.745	30.725	8	1	2:01.771	1:01.028	30.712	30.031
2	1	2:02.096	1:01.395	30.697	30.004	9	1	2:01.350	1:00.859	30.540	29.951
3	1	2:00.636	1:00.426	30.538	29.672	10	1	2:02.866	1:01.605	30.838	30.423
4	1	2:02.737	1:01.027	30.477	31.233	11	1	2:01.457	1:00.717	30.898	29.842
5	1	2:02.549	1:01.801	30.665	30.083	12	1	2:01.757	1:00.912	30.662	30.183
6	1	2:00.983	1:00.301	30.469	30.214	13	1	2:03.494	1:01.266	30.843	31.385
7	1	2:01.531	1:00.878	30.713	29.940						

14 John Bowler (GBR) (Foden) Theoretische Bestzeit: 2:05.159

Lap	D	Time	S1	S2	S3	Lap	D	Time	S1	S2	S3
1	1	2:21.622	1:13.683	33.515	34.424	8	1	2:05.704	1:03.038	31.919	30.747
2	1	2:10.852	1:05.078	32.389	33.385	9	1	2:06.273	1:03.207	31.952	31.114
3	1	2:07.070	1:03.380	32.334	31.356	10	1	2:06.749	1:03.847	31.816	31.086
4	1	2:06.150	1:02.755	32.459	30.936	11	1	2:05.860	1:03.112	31.823	30.925
5	1	2:06.777	1:03.418	32.313	31.046	12	1	2:07.331			31.126
6	1	2:07.915	1:04.117	31.968	31.830	13	1	2:09.595	1:05.602	32.689	31.304
7	1	2:05.581	1:02.671	31.736	31.169						

16 Brad Smith (GBR) (DAF) Theoretische Bestzeit: 2:05.060


Lap	D	Time	S1	S2	S3	Lap	D	Time	S1	S2	S3
1	1	2:17.742	1:11.298	32.997	33.447	8	1	2:07.081	1:03.422	32.151	31.508
2	1	2:09.039	1:03.653	33.380	32.006	9	1	2:06.443	1:03.120	31.811	31.512
3	1	2:06.321	1:03.222	31.791	31.308	10	1	2:06.241	1:03.135	31.926	31.180
4	1	2:07.145	1:03.612	31.738	31.795	11	1	2:05.421	1:02.531	31.501	31.383
5	1	2:05.675	1:02.920	31.566	31.189	12	1	2:05.397	1:02.711	31.664	31.022
6	1	2:05.970	1:02.712	31.793	31.465	13	1	2:06.121	1:03.071	31.791	31.259

33. INT. ADAC TRUCK GRAND PRIX

Nürburgring Sprint, length 3629 m

29. June - 01. July 2018

ADAC Mittelrhein Cup



Lap Analysis Race 4, 01.07.2018

DMSB -Reg.No.: 151/2018

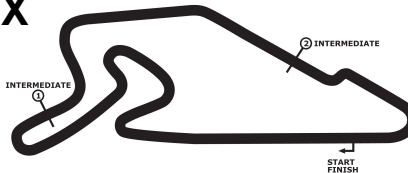
Lap	D	Time	S1	S2	S3	Lap	D	Time	S1	S2	S3
7	1	2:07.192	1:03.084	32.454	31.654						

33. INT. ADAC TRUCK GRAND PRIX

Nürburgring Sprint, length 3629 m

29. June - 01. July 2018

ADAC Mittelrhein Cup



Lap Analysis Race 4, 01.07.2018

DMSB -Reg.No.: 151/2018

23 Jamie Anderson (GBR) (MAN)						Theoretische Bestzeit: 1:58.111					
Lap	D	Time	S1	S2	S3	Lap	D	Time	S1	S2	S3
1	1	2:01.756	1:02.192	29.986	29.578	8	1	1:58.959	59.876	30.193	28.890
2	1	1:59.510	1:00.289	29.948	29.273	9	1	1:58.873	59.994	30.103	28.776
3	1	1:59.898	59.962	30.032	29.904	10	1	1:58.404	59.436	30.146	28.822
4	1	1:58.814	59.971	30.039	28.804	11	1	1:59.130	1:00.060	30.096	28.974
5	1	1:59.113	1:00.210	30.023	28.880	12	1	1:58.761	59.657	30.074	29.030
6	1	1:58.534	59.653	30.126	28.755	13	1	1:59.022	1:00.180	30.115	28.727
7	1	1:58.999	59.838	30.091	29.070						

25 Clemens Hecker (DEU) (MAN)						Theoretische Bestzeit: 2:02.418					
Lap	D	Time	S1	S2	S3	Lap	D	Time	S1	S2	S3
1	1	2:13.885	1:08.557	33.337	31.991	8	1	2:03.337	1:02.172	30.854	30.311
2	1	2:04.381	1:02.860	30.612	30.909	9	1	2:04.269	1:01.915	31.014	31.340
3	1	2:04.894	1:01.918	32.143	30.833	10	1	2:04.397	1:02.332	30.566	31.499
4	1	2:03.093	1:01.541	31.064	30.488	11	1	2:03.900	1:01.971	30.885	31.044
5	1	2:04.585	1:02.051	31.446	31.088	12	1	2:05.396	1:02.149	31.795	31.452
6	1	2:13.425	1:02.357	31.077		13	1	2:19.923	1:16.932	31.478	31.513
7	1	2:26.592	1:24.939	30.923	30.730						

31 Jan Van Holland (NLD) (Ford)						Theoretische Bestzeit: 2:03.904					
Lap	D	Time	S1	S2	S3	Lap	D	Time	S1	S2	S3
1	1	2:16.819	1:09.666	34.095	33.058	8	1	2:05.848	1:02.698	32.048	31.102
2	1	2:05.713	1:02.513	31.808	31.392	9	1	2:05.854	1:02.974	31.860	31.020
3	1	2:05.406	1:02.865	31.813	30.728	10	1	2:04.653	1:02.102	31.360	31.191
4	1	2:05.478	1:02.482	31.744	31.252	11	1	2:05.247	1:02.500	31.442	31.305
5	1	2:04.571	1:01.811	31.594	31.161	12	1	2:04.980	1:02.383	31.598	30.999
6	1	2:05.891	1:03.319	31.747	30.825	13	1	2:07.652	1:03.348	32.257	32.047
7	1	2:04.970	1:02.309	31.588	31.073						

36 Heinz Werner Lenz (GER) (Mercedes Benz)						Theoretische Bestzeit: 2:00.323					
Lap	D	Time	S1	S2	S3	Lap	D	Time	S1	S2	S3
1	1	2:28.436	1:03.995	48.469		7	1	2:02.074	1:00.269	31.867	29.938
2	1	3:32.831	2:31.330	30.805	30.696	8	1	2:00.913	1:00.294	30.715	29.904
3	1	2:01.678	1:01.377	30.677	29.624	9	1	2:00.625	1:00.345	30.649	29.631
4	1	2:01.013	1:00.505	30.548	29.960	10	1	2:01.042	1:00.656	30.747	29.639
5	1	2:01.037	1:00.389	30.757	29.891	11	1	2:01.417	1:00.894	30.639	29.884
6	1	2:00.831	1:00.151	30.692	29.988	12	1	2:02.540	1:01.503	30.874	30.163

42 Luke Garrett (GBR) (MAN)						Theoretische Bestzeit: 2:02.706					
Lap	D	Time	S1	S2	S3	Lap	D	Time	S1	S2	S3
1	1	2:14.328	1:08.349	33.805	32.174	8	1	2:03.900	1:02.380	31.120	30.400
2	1	2:03.028	1:01.441	30.937	30.651	9	1	2:04.292	1:02.255	31.557	30.480
3	1	2:04.380	1:02.182	31.303	30.895	10	1	2:04.220	1:02.285	31.606	30.329
4	1	2:03.777	1:02.118	31.180	30.479	11	1	2:04.140	1:02.054	31.182	30.904
5	1	2:05.678	1:03.338	31.579	30.761	12	1	2:04.907	1:02.399	31.596	30.912
6	1	2:05.199	1:02.785	31.459	30.955	13	1	2:06.011	1:02.508	31.849	31.654
7	1	2:04.478	1:02.758	31.146	30.574						

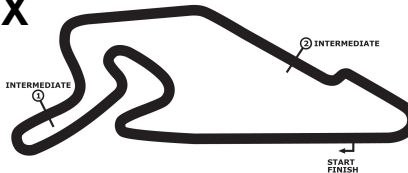
44 Scholten Jos (NLD) (Scania)						Theoretische Bestzeit: 2:04.881					
Lap	D	Time	S1	S2	S3	Lap	D	Time	S1	S2	S3
1	1	2:18.981	1:12.659	33.029	33.293	8	1	2:06.010	1:03.002	31.450	31.558
2	1	2:06.687	1:03.635	31.847	31.205	9	1	2:06.049	1:02.922	31.503	31.624
3	1	2:06.265	1:02.683	31.260	32.322	10	1	2:07.264	1:03.082	31.566	32.616
4	1	2:05.355	1:02.973	31.408	30.974	11	1	2:06.798	1:03.298	31.762	31.738
5	1	2:05.440	1:02.641	31.470	31.323	12	1	2:06.784	1:03.222	31.612	31.950
6	1	2:05.711	1:03.090	31.456	31.165	13	1	2:05.898	1:03.060	31.765	31.073
7	1	2:05.899	1:02.842	31.661	31.396						

33. INT. ADAC TRUCK GRAND PRIX

Nürburgring Sprint, length 3629 m

29. June - 01. July 2018

ADAC Mittelrhein Cup



Lap Analysis Race 4, 01.07.2018

DMSB -Reg.No.: 151/2018

45 Cees Zandbergen (NLD) (Scania)						Theoretische Bestzeit: 2:01.499					
Lap	D	Time	S1	S2	S3	Lap	D	Time	S1	S2	S3
1	1	2:13.360	1:07.208	33.803	32.349	8	1	2:02.376	1:00.865	31.157	30.354
2	1	2:02.215	1:00.779	30.966	30.470	9	1	2:02.747	1:00.933	31.235	30.579
3	1	2:01.922	1:00.832	30.802	30.288	10	1	2:02.401	1:00.946	31.016	30.439
4	1	2:02.630	1:01.007	31.084	30.539	11	1	2:02.563	1:00.924	30.968	30.671
5	1	2:02.038	1:00.782	30.902	30.354	12	1	2:02.936	1:01.252	31.037	30.647
6	1	2:01.777	1:00.531	30.676	30.566	13	1	2:04.587	1:01.975	31.505	31.107
7	1	2:02.752	1:00.958	31.304	30.490						

50 Willem Breedyk (NLD) (Volvo)						Theoretische Bestzeit: 2:09.008					
Lap	D	Time	S1	S2	S3	Lap	D	Time	S1	S2	S3
1	1	2:24.079	1:14.993	34.027	35.059	7	1	2:10.028	1:05.305	32.873	31.850
2	1	2:17.916	1:05.930	38.620	33.366	8	1	2:11.069	1:05.343	33.085	32.641
3	1	2:11.520	1:05.771	32.717	33.032	9	1	2:12.539	1:05.809	34.332	32.398
4	1	2:10.309	1:05.428	32.442	32.439	10	1	2:12.201	1:05.646	34.306	32.249
5	1	2:09.842	1:04.711	32.741	32.385	11	1	2:13.186	1:06.214	34.663	32.309
6	1	2:10.322	1:05.326	32.679	32.317	12	1	2:12.430	1:06.311	33.223	32.896

51 Bjorn Tjihuis (NLD) (DAF)						Theoretische Bestzeit: 2:07.952					
Lap	D	Time	S1	S2	S3	Lap	D	Time	S1	S2	S3
1	1	2:21.741	1:13.144	33.265	35.332	7	1	2:08.489	1:04.161	32.277	32.051
2	1	2:11.353	1:04.555	32.844	33.954	8	1	2:09.352	1:04.500	32.535	32.317
3	1	2:08.368	1:04.079	32.434	31.855	9	1	2:09.152	1:04.510	32.401	32.241
4	1	2:09.725	1:04.980	32.613	32.132	10	1	2:10.036	1:05.073	32.400	32.563
5	1	2:08.415	1:04.235	32.498	31.682	11	1	2:10.443	1:04.188	33.376	32.879
6	1	2:08.232	1:03.991	32.396	31.843	12	1	2:11.873	1:05.219	33.201	33.453

55 Sébastien Delchambre (BEL) (MAN)						Theoretische Bestzeit: 2:03.133					
Lap	D	Time	S1	S2	S3	Lap	D	Time	S1	S2	S3
1	1	2:15.245	1:10.397	33.005	31.843	4	1	2:03.445	1:02.118	30.864	30.463
2	1	2:03.608	1:02.130	31.073	30.405	5	1	2:06.200	1:01.864	32.007	32.329
3	1	2:04.863	1:02.073	31.735	31.055	6	1	2:34.949	1:07.524	40.206	

68 Craig Reid (GBR) (IVECO)						Theoretische Bestzeit: 2:04.663					
Lap	D	Time	S1	S2	S3	Lap	D	Time	S1	S2	S3
1	1	2:15.124	1:09.096	33.569	32.459	8	1	2:05.737	1:02.658	31.467	31.612
2	1	2:06.859	1:03.862	31.455	31.542	9	1	2:05.604	1:02.611	31.399	31.594
3	1	2:05.708	1:02.927	31.515	31.266	10	1	2:05.529	1:02.695	31.728	31.106
4	1	2:06.037	1:02.164	31.823	32.050	11	1	2:05.461	1:02.616	31.623	31.222
5	1	2:05.274	1:02.659	31.393	31.222	12	1	2:06.476	1:03.240	31.661	31.575
6	1	2:06.178	1:03.097	31.820	31.261	13	1	2:06.960	1:03.178	32.077	31.705
7	1	2:05.862	1:02.721	31.683	31.458						

69 David Jenkins (GBR) (MAN)						Theoretische Bestzeit: 1:56.806					
Lap	D	Time	S1	S2	S3	Lap	D	Time	S1	S2	S3
1	1	2:22.787	1:04.798	47.282	30.707	8	1	2:00.686	1:00.482	30.236	29.968
2	1	1:59.398	59.173	30.360	29.865	9	1	2:01.398	1:01.578	30.091	29.729
3	1	1:59.297	59.036	30.456	29.805	10	1	1:59.656	1:00.317	30.286	29.053
4	1	1:57.916	58.751	30.102	29.063	11	1	1:57.605	59.279	30.034	28.292
5	1	1:57.731	58.754	30.106	28.871	12	1	1:58.243	59.098	29.997	29.148
6	1	1:57.511	58.827	29.763	28.921	13	1	2:07.181	1:08.299	30.153	28.729
7	1	1:59.753	59.904	30.120	29.729						


79 Luke Taylor (GBR) (MAN)						Theoretische Bestzeit: 1:58.011					
Lap	D	Time	S1	S2	S3	Lap	D	Time	S1	S2	S3
1	1	2:01.971	1:02.592	29.887	29.492	8	1	1:58.819	59.704	29.975	29.140
2	1	2:00.165	1:01.303	29.887	28.975	9	1	1:59.193	59.865	30.232	29.096
3	1	1:59.219	59.493	29.921	29.805	10	1	1:58.465	59.208	30.082	29.175
4	1	1:59.199	1:00.242	29.852	29.105	11	1	1:58.783	59.570	30.103	29.110
5	1	1:58.961	1:00.029	29.973	28.959	12	1	1:58.730	59.786	29.993	28.951
6	1	1:58.891	59.711	29.981	29.199	13	1	1:59.332	59.986	30.264	29.082

33. INT. ADAC TRUCK GRAND PRIX

Nürburgring Sprint, length 3629 m

29. June - 01. July 2018

ADAC Mittelrhein Cup



Lap Analysis Race 4, 01.07.2018

DMSB -Reg.No.: 151/2018


Lap	D	Time	S1	S2	S3	Lap	D	Time	S1	S2	S3
7	1	1:58.859	59.465	30.051	29.343						

33. INT. ADAC TRUCK GRAND PRIX

Nürburgring Sprint, length 3629 m

29. June - 01. July 2018

ADAC Mittelrhein Cup



Lap Analysis Race 4, 01.07.2018

DMSB -Reg.No.: 151/2018

89 Simon Reid (GBR) (IVECO)						Theoretische Bestzeit: 1:58.521					
Lap	D	Time	S1	S2	S3	Lap	D	Time	S1	S2	S3
1	1	2:10.004	1:06.549	33.430	30.025	8	1	1:59.664	59.859	30.875	28.930
2	1	2:00.638	1:01.344	30.329	28.965	9	1	1:59.847	1:00.012	30.367	29.468
3	1	1:58.897	59.751	30.045	29.101	10	1	1:59.799	59.894	30.386	29.519
4	1	1:58.867	59.546	30.188	29.133	11	1	1:59.932	59.867	30.560	29.505
5	1	1:59.327	1:00.104	30.181	29.042	12	1	2:00.010	1:00.267	30.427	29.316
6	1	1:59.273	59.772	30.186	29.315	13	1	1:59.929	1:00.031	30.369	29.529
7	1	1:59.615	1:00.167	30.234	29.214						

95 Richard Collett (GBR) (MAN)						Theoretische Bestzeit: 1:59.936					
Lap	D	Time	S1	S2	S3	Lap	D	Time	S1	S2	S3
1	1	2:11.988	1:06.217	34.579	31.192	8	1	2:01.975	1:01.163	30.679	30.133
2	1	2:02.067	1:01.005	30.162	30.900	9	1	2:01.577	1:00.560	30.775	30.242
3	1	2:00.607	1:00.503	30.382	29.722	10	1	2:02.684	1:01.410	31.150	30.124
4	1	2:01.182	1:00.052	30.543	30.587	11	1	2:03.359	1:02.701	30.625	30.033
5	1	2:01.223	1:00.840	30.346	30.037	12	1	2:03.847	1:01.471	31.317	31.059
6	1	2:01.962	1:00.902	30.576	30.484	13	1	2:05.440	1:02.261	31.480	31.699
7	1	2:01.096	1:00.100	30.798	30.198						