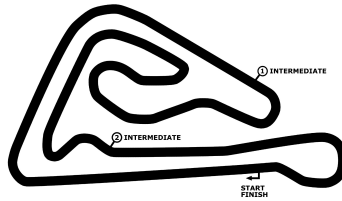


FAETRC OVM MAXXMOTION TRUCK RACE OF SLOVAKIA

Slovakia Ring, length 5922 m

13.-15.07.2018

SWIFT Cup EUROPE



Lap Analysis Free practice2, 13.07.2018

wige SOLUTIONS

6 Sebastian Geisel (AUT) (Suzuki Swift)

Theoretische Bestzeit: 2:44.001

Lap	D	Time	S1	S2	S3	Lap	D	Time	S1	S2	S3
1	1	3:55.999		1:19.867	34.452	4	1	2:46.397	53.015	1:17.897	35.485
2	1	2:44.032	52.189	1:17.454	34.389	5	1	2:50.193	53.196	1:21.407	35.590
3	1	2:45.780	52.158	1:18.492	35.130	6	1	2:46.974	53.126	1:18.314	35.534

7 Anton Bauer (DEU) (Suzuki Swift)

Theoretische Bestzeit:

Lap	D	Time	S1	S2	S3	Lap	D	Time	S1	S2	S3
1	1	9:21.130				4	1	2:44.575			
2	1	5:29.032				5	1	2:44.447			
3	1	12:38.186				6	1	2:55.064			

9 Michael Kittel (AUT) (Suzuki Swift)

Theoretische Bestzeit: 2:42.328

Lap	D	Time	S1	S2	S3	Lap	D	Time	S1	S2	S3
1	1	3:24.923		1:17.488	33.974	6	1	2:44.350	52.650	1:17.418	34.282
2	1	2:43.508	51.918	1:17.085	34.505	7	1	3:06.505	53.599	1:27.663	
3	1	2:44.109	52.079	1:17.180		8	1	6:21.533	4:29.663	1:17.781	34.089
4	1	3:48.653	1:57.412	1:17.034	34.207	9	1	2:43.560	51.320	1:17.429	34.811
5	1	2:44.487	52.252	1:17.695	34.540	10	1	2:56.962	52.229	1:19.363	

10 Christoph Zellhofer (AUT) (Suzuki Swift)

Theoretische Bestzeit: 2:41.646

Lap	D	Time	S1	S2	S3	Lap	D	Time	S1	S2	S3
1	1	3:23.189		1:17.308	33.717	4	1	2:43.977	52.284	1:17.307	34.386
2	1	2:42.525	51.347	1:17.000	34.178	5	1	4:09.554	1:13.445	1:56.062	
3	1	2:42.820	52.026	1:16.582	34.212						

11 Erich Weghofer (AUT) (Suzuki Swift)

Theoretische Bestzeit: 2:42.712

Lap	D	Time	S1	S2	S3	Lap	D	Time	S1	S2	S3
1	1	3:55.658		1:20.933	34.638	6	1	2:45.769	52.335	1:18.764	34.670
2	1	2:43.290	52.182	1:17.079	34.029	7	1	3:00.067	52.097	1:21.264	
3	1	2:42.982	51.604	1:17.183	34.195	8	1	7:11.771	5:17.289	1:19.799	34.683
4	1	2:43.633	51.711	1:17.476	34.446	9	1	2:45.080	53.051	1:17.863	34.166
5	1	2:44.648	52.624	1:17.798	34.226	10	1	2:52.644	52.666	1:17.670	

12 Fabio Becvar (AUT) (Suzuki Swift)

Theoretische Bestzeit: 2:43.990

Lap	D	Time	S1	S2	S3	Lap	D	Time	S1	S2	S3
1	1	3:34.237		1:20.844	35.999	6	1	2:45.528	52.573	1:18.175	34.780
2	1	2:52.678	55.400	1:21.638	35.640	7	1	3:00.571	52.392	1:20.863	
3	1	2:47.003	53.282	1:18.352	35.369	8	1	7:11.152	5:16.561	1:19.489	35.102
4	1	2:50.779	53.629	1:18.530	38.620	9	1	2:45.041	52.416	1:18.396	34.229
5	1	2:47.348	54.603	1:18.060	34.685	10	1	2:49.469	51.701	1:18.154	

16 Peter Eibisberger (AUT) (Suzuki Swift)

Theoretische Bestzeit: 2:41.286

Lap	D	Time	S1	S2	S3	Lap	D	Time	S1	S2	S3
1	1	3:53.180		1:21.072	34.444	6	1	2:45.273	52.571	1:16.814	
2	1	2:41.534	51.156	1:16.567	33.811	7	1	4:29.664	2:27.594	1:23.810	
3	1	2:45.253	51.325	1:17.210	36.718	8	1	6:05.139	4:13.052	1:17.705	34.382
4	1	2:41.485	50.908	1:16.725	33.852	9	1	2:43.824	51.520	1:18.362	33.942
5	1	2:42.520	51.346	1:17.022	34.152	10	1	3:04.305	54.036	1:22.510	

17 Günther Wiesmeier (AUT) (Suzuki Swift)

Theoretische Bestzeit: 2:41.129

Lap	D	Time	S1	S2	S3	Lap	D	Time	S1	S2	S3
1	1	3:54.334		1:21.065	34.019	4	1	2:44.360	53.320	1:16.613	34.427
2	1	2:43.485	52.268	1:17.614	33.603	5	1	2:42.493	51.386	1:17.032	34.075
3	1	2:41.233	51.383	1:16.143	33.707	6	1	2:41.597	51.469	1:16.406	33.722

26 Max Wimmer (AUT) (Suzuki Swift)

Theoretische Bestzeit: 2:40.945

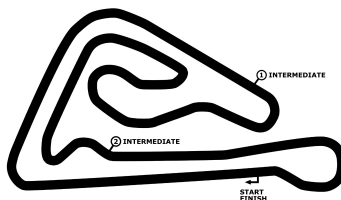
Lap	D	Time	S1	S2	S3	Lap	D	Time	S1	S2	S3
1	1	3:52.309		1:21.364	34.649	6	1	5:52.286	3:46.370	1:21.343	
2	1	2:42.075	51.780	1:16.468	33.827	7	1	7:22.716	5:28.752	1:18.025	35.939

FIA ETRC OMM MAXXMOTION TRUCK RACE OF SLOVAKIA

Slovakia Ring, length 5922 m

13.-15.07.2018

SWIFT Cup EUROPE



Lap Analysis Free practice2, 13.07.2018

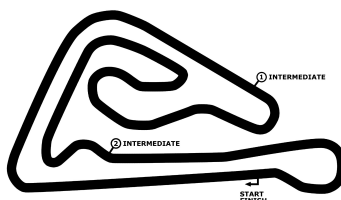
wige SOLUTIONS

Lap	D	Time	S1	S2	S3	Lap	D	Time	S1	S2	S3
3	1	2:44.199	52.971	1:17.313	33.915	8	1	2:41.911	51.068	1:16.765	34.078
4	1	2:41.963	52.054	1:16.051	33.859	9	1	3:03.459	54.358	1:22.823	
5	1	2:49.271	52.759	1:20.280							

30 Oliver Müller (AUT) (Suzuki Swift)

Theoretische Bestzeit: 2:42.618

Lap	D	Time	S1	S2	S3	Lap	D	Time	S1	S2	S3
1	1	4:31.938		1:19.311	34.118	4	1	2:42.789	51.660	1:16.891	34.236
2	1	2:42.508			34.065	5	1	2:52.076	52.052	1:22.533	
3	1	2:42.340			34.089	6	1	5:14.073	3:02.062	1:24.565	



Lap Analysis Free practice2, 13.07.2018

wige SOLUTIONS

50 Martin Zellhofer (AUT) (Suzuki Swift)

Theoretische Bestzeit: 2:41.936

Lap	D	Time	S1	S2	S3	Lap	D	Time	S1	S2	S3
1	1	3:23.576		1:17.594	34.514	4	1	2:43.529	51.327	1:18.001	34.201
2	1	2:42.602	51.365	1:17.124	34.113	5	1	3:08.475	52.222	1:35.354	
3	1	2:42.079	51.043	1:16.780	34.256						

67 Johannes Maderthaner (AUT) (Suzuki Swift)

Theoretische Bestzeit: 2:49.954

Lap	D	Time	S1	S2	S3	Lap	D	Time	S1	S2	S3
1	1	6:57.572		1:24.326	35.708	6	1	3:14.668	56.913	1:32.097	
2	1	2:52.349	55.900	1:20.918	35.531	7	1	6:34.991	4:39.400	1:20.040	35.551
3	1	2:53.097	55.248	1:22.625	35.224	8	1	2:50.442	55.067	1:19.690	35.682
4	1	2:50.668	55.151	1:19.960	35.557	9	1	3:01.743	55.140	1:25.913	
5	1	2:50.210	55.037	1:19.739	35.434						

503 Laci Ács (HUN) (Suzuki Swift)

Theoretische Bestzeit: 2:44.554

Lap	D	Time	S1	S2	S3	Lap	D	Time	S1	S2	S3
1	1	3:29.022		1:18.703	35.056	6	1	6:42.999	4:31.859	1:25.431	
2	1	2:44.819	52.900	1:17.540	34.379	7	1	6:51.112	4:58.519	1:17.683	34.910
3	1	2:45.209	52.639	1:17.999	34.571	8	1	2:45.068	52.706	1:17.733	34.629
4	1	2:45.057	52.635	1:17.732	34.690	9	1	3:05.369	52.699	1:21.879	
5	1	2:51.335	52.974	1:19.579							

504 Róbert Keyges (HUN) (Suzuki Swift)

Theoretische Bestzeit: 2:41.756

Lap	D	Time	S1	S2	S3	Lap	D	Time	S1	S2	S3
1	1	3:06.367		1:19.179	34.826	6	1	2:44.756	52.746	1:17.304	34.706
2	1	2:42.589	52.128	1:16.590	33.871	7	1	3:42.288	1:07.071	1:43.605	
3	1	2:42.603	51.295	1:17.144	34.164	8	1	4:57.869	3:05.765	1:17.357	34.747
4	1	2:46.687	52.683	1:17.171		9	1	2:43.508	51.562	1:17.469	34.477
5	1	5:11.337	3:18.812	1:17.654	34.871	10	1	3:18.264	1:01.138	1:29.360	

507 Gergő Rác (HUN) (Suzuki Swift)

Theoretische Bestzeit: 2:43.879

Lap	D	Time	S1	S2	S3	Lap	D	Time	S1	S2	S3
1	1	5:59.912		1:18.668	34.593	3	1	2:49.470	51.403	1:21.844	36.223
2	1	2:44.124	51.427	1:17.880	34.814	4	1	5:56.701	3:50.388		

518 Lali Szomszéd (HUN) (Suzuki Swift)

Theoretische Bestzeit: 2:41.948

Lap	D	Time	S1	S2	S3	Lap	D	Time	S1	S2	S3
1	1	5:47.074		1:16.410	33.877	4	1	6:56.018	5:03.788	1:18.021	34.209
2	1	5:24.688	3:33.717	1:16.974	33.997	5	1	2:44.741	51.660	1:17.582	35.499
3	1	9:29.600	6:40.707	1:20.250							

521 Benjámín Nagy (HUN) (Suzuki Swift)

Theoretische Bestzeit: 2:41.757

Lap	D	Time	S1	S2	S3	Lap	D	Time	S1	S2	S3
1	1	5:45.980		1:16.030	34.144	4	1	8:14.186	6:23.268	1:16.665	34.253
2	1	8:34.304	6:23.620	1:24.514		5	1	2:42.638	51.576	1:16.751	34.311
3	1	5:21.808	3:30.741	1:16.749	34.318						

531 Balázs Körmöczi (HUN) (Suzuki Swift)

Theoretische Bestzeit: 2:41.574

Lap	D	Time	S1	S2	S3	Lap	D	Time	S1	S2	S3
1	1	6:02.228		1:17.890	34.576	4	1	4:33.120	2:41.540	1:17.674	33.906
2	1	2:41.574	51.303	1:16.440	33.824	5	1	4:07.465	1:12.496	1:55.071	
3	1	3:02.951	58.036	1:18.719							

532 Gergő Körmöczi (HUN) (Suzuki Swift)

Theoretische Bestzeit: 2:42.369

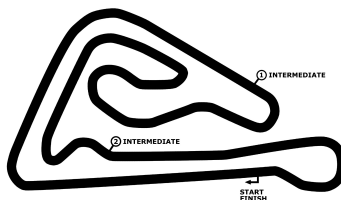
Lap	D	Time	S1	S2	S3	Lap	D	Time	S1	S2	S3
1	1	5:50.333		1:16.410	33.922	4	1	3:29.935	57.511	1:16.984	
2	1	8:06.965	6:16.110	1:16.653	34.202	5	1	7:17.837	5:26.484	1:17.101	34.252
3	1	3:07.581	54.300	1:30.138	43.143	6	1	2:42.978	52.032	1:16.762	34.184

FIA ETRC OMV MAXXMOTION TRUCK RACE OF SLOVAKIA

Slovakia Ring, length 5922 m

13.-15.07.2018

SWIFT Cup EUROPE



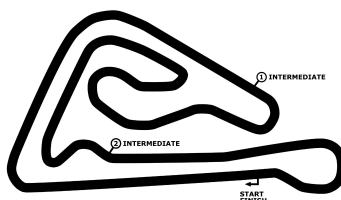
Lap Analysis Free practice2, 13.07.2018

wige SOLUTIONS

540 Jan Antonewski (POL) (Suzuki Swift)

Theoretische Bestzeit: 2:40.802

Lap	D	Time	S1	S2	S3	Lap	D	Time	S1	S2	S3
1	1	3:06.853		1:19.072	34.522	5	1	2:58.569	51.796	1:16.48t	
2	1	2:40.987	50.725	1:16.600	33.662	6	1	10:32.204	8:41.341	1:16.933	33.930
3	1	2:41.413	50.654	1:16.878	33.881	7	1	2:52.430	51.391	1:16.950	
4	1	8:19.238	6:28.351	1:16.903	33.984						



Lap Analysis Free practice2, 13.07.2018

wige SOLUTIONS

546 **Ádám Lengyel (HUN)** (Suzuki Swift)

Theoretische Bestzeit: 2:43.502

Lap	D	Time	S1	S2	S3	Lap	D	Time	S1	S2	S3
1	1	4:39.539		1:22.885	34.571	5	1	5:18.790	3:27.407	1:17.101	34.282
2	1	2:43.765	52.543	1:17.105	34.117	6	1	3:01.408	53.749	1:21.919	
3	1	2:43.582	52.349	1:17.031	34.197	7	1	6:22.533	4:30.181	1:17.705	34.647
4	1	2:47.311	52.501	1:17.239		8	1	2:51.079	55.265	1:17.539	

548 **Bendegúz Molnár (HUN)** (Suzuki Swift)

Theoretische Bestzeit: 2:40.462

Lap	D	Time	S1	S2	S3	Lap	D	Time	S1	S2	S3
1	1	5:45.801		1:15.781	33.648	5	1	7:35.756	5:44.586	1:17.085	34.085
2	1	2:41.387	51.026	1:16.460	33.901	6	1	2:43.061	52.428	1:16.674	33.959
3	1	8:30.095	6:38.805	1:16.756	34.534	7	1	2:52.385	51.744	1:17.267	
4	1	2:53.134	52.400	1:17.017							

550 **János Csik (HUN)** (Suzuki Swift)

Theoretische Bestzeit: 2:39.685

Lap	D	Time	S1	S2	S3	Lap	D	Time	S1	S2	S3
1	1	3:03.888		1:21.955	35.144	6	1	2:43.095	51.573	1:16.600	34.922
2	1	2:39.685	50.873	1:15.251	33.556	7	1	3:21.134	1:00.025	1:36.330	
3	1	2:58.929	53.273	1:26.093		8	1	5:04.525	3:11.867	1:18.442	34.216
4	1	4:54.662	2:58.099	1:21.908	34.655	9	1	2:41.106	51.012	1:16.359	33.735
5	1	2:41.387	51.654	1:15.966	33.767	10	1	3:12.166	53.626	1:34.768	

572 **Ádám Vincze (HUN)** (Suzuki Swift)

Theoretische Bestzeit: 2:43.207

Lap	D	Time	S1	S2	S3	Lap	D	Time	S1	S2	S3
1	1	30:14.834		1:17.391	36.193	2	1	2:53.042	49.624	1:18.440	

587 **Patrik Jerkó (HUN)** (Suzuki Swift)

Theoretische Bestzeit: 2:42.277

Lap	D	Time	S1	S2	S3	Lap	D	Time	S1	S2	S3
1	1	3:09.740		1:22.589	34.918	4	1	9:54.826	8:00.969	1:19.526	34.331
2	1	2:42.460	51.616	1:16.957	33.887	5	1	9:18.666	7:25.665	1:18.446	34.555
3	1	2:42.549	51.888	1:16.801	33.861	6	1	5:46.618	3:35.938	1:17.707	

588 **Gábor Forrai (HUN)** (Suzuki Swift)

Theoretische Bestzeit: 2:40.750

Lap	D	Time	S1	S2	S3	Lap	D	Time	S1	S2	S3
1	1	3:03.448		1:21.945	35.697	5	1	3:07.368	51.519	1:21.697	
2	1	2:41.748	51.846	1:16.141	33.761	6	1	5:57.816	3:35.490	1:18.082	
3	1	2:41.322	50.848	1:16.496	33.978	7	1	7:22.823	5:31.762	1:16.503	34.558
4	1	2:44.531	51.527	1:16.684	36.320	8	1	5:47.515	3:33.446	1:19.413	