

Lap Analysis Race 2, 15.07.2018

wige SOLUTIONS

3 Patryk Borek (POL) (Kia Picanto)

Theoretische Bestzeit: 2:56.765

Lap	D	Time	S1	S2	S3	Lap	D	Time	S1	S2	S3
1	1	3:11.563	1:06.008	1:28.248	37.307	7	1	2:57.676	56.717	1:23.466	37.493
2	1	2:57.555	56.225	1:24.047	37.283	8	1	2:58.062	57.271	1:23.447	37.344
3	1	2:58.415	56.603	1:24.481	37.331	9	1	2:57.865	56.977	1:23.551	37.337
4	1	2:58.752	57.604	1:23.847	37.301	10	1	2:57.378	56.678	1:23.357	37.343
5	1	2:57.959	57.090	1:23.603	37.266	11	1	2:57.477	56.705	1:23.589	37.183
6	1	2:58.047	56.919	1:23.780	37.348	12	1	2:57.970	56.790	1:23.848	37.332

4 Adrienn Vogel (HUN) (Kia Picanto)

Theoretische Bestzeit: 2:53.750

Lap	D	Time	S1	S2	S3	Lap	D	Time	S1	S2	S3
1	1	3:04.526	1:04.039	1:24.030	36.457	7	1	2:55.246	56.026	1:22.411	36.809
2	1	2:55.143	55.618	1:23.145	36.380	8	1	2:54.959	55.934	1:22.271	36.746
3	1	2:53.959	55.091	1:22.341	36.527	9	1	2:55.460	55.790	1:22.880	36.790
4	1	2:55.462	55.822	1:22.936	36.704	10	1	2:55.283	55.935	1:22.754	36.594
5	1	2:54.924	55.804	1:22.281	36.839	11	1	2:56.255	55.986	1:23.465	36.804
6	1	2:55.254	55.743	1:22.681	36.830	12	1	2:57.206	57.132	1:22.959	37.115

7 Milosz Siemaszko (POL) (Kia Picanto)

Theoretische Bestzeit: 2:56.069

Lap	D	Time	S1	S2	S3	Lap	D	Time	S1	S2	S3
1	1	3:06.669	1:05.330	1:24.385	36.954	7	1	2:58.169	56.925	1:23.939	37.305
2	1	2:56.815	55.417	1:24.330	37.068	8	1	2:58.067	56.994	1:23.691	37.375
3	1	2:57.812	56.048	1:24.122	37.642	9	1	2:58.654	57.022	1:24.166	37.466
4	1	2:59.160	56.733	1:24.731	37.696	10	1	2:57.988	56.866	1:23.881	37.241
5	1	2:58.595	56.827	1:24.269	37.499	11	1	2:57.884	56.677	1:23.892	37.315
6	1	2:58.477	56.844	1:24.245	37.388	12	1	2:58.452	57.070	1:23.898	37.484

9 Jan-Lukas Keil (DEU) (Kia Picanto)

Theoretische Bestzeit: 2:52.170

Lap	D	Time	S1	S2	S3	Lap	D	Time	S1	S2	S3
1	1	3:02.435	1:03.917	1:22.159	36.359	7	1	2:55.050	54.709	1:23.894	36.447
2	1	2:52.206	54.294	1:21.541	36.363	8	1	2:52.931	54.615	1:21.759	36.557
3	1	2:53.262	55.188	1:21.661	36.413	9	1	2:55.238	55.489	1:23.422	36.327
4	1	2:54.276	54.743	1:23.013	36.520	10	1	2:54.782	55.211	1:23.010	36.561
5	1	2:53.779	54.943	1:22.070	36.766	11	1	2:55.348	55.342	1:23.321	36.685
6	1	2:53.343	54.920	1:21.899	36.524	12	1	2:54.918	55.399	1:22.590	36.929

10 Kamil Serafin (POL) (Kia Picanto)

Theoretische Bestzeit: 2:52.533

Lap	D	Time	S1	S2	S3	Lap	D	Time	S1	S2	S3
1	1	2:59.866	1:02.304	1:21.191	36.365	7	1	2:54.911	55.295	1:23.059	36.557
2	1	2:53.417	55.672	1:21.400	36.345	8	1	2:53.508	55.229	1:21.460	36.819
3	1	2:53.496	55.531	1:21.554	36.411	9	1	2:54.824	56.113	1:22.231	36.480
4	1	2:54.819	55.449	1:22.942	36.428	10	1	2:55.826	55.314	1:23.977	36.535
5	1	2:53.433	54.991	1:22.027	36.415	11	1	2:54.529	55.216	1:22.706	36.607
6	1	2:53.536	55.299	1:21.693	36.544	12	1	2:54.170	55.578	1:21.928	36.664

11 Aleksander Olejniczak (POL) (Kia Picanto)

Theoretische Bestzeit: 2:53.898

Lap	D	Time	S1	S2	S3	Lap	D	Time	S1	S2	S3
1	1	3:05.240	1:04.267	1:24.194	36.779	7	1	2:56.509	55.638	1:22.616	38.255
2	1	2:55.096	55.110	1:23.416	36.570	8	1	2:57.159	56.709	1:23.198	37.252
3	1	2:53.898	54.956	1:22.441	36.502	9	1	2:56.979	56.407	1:23.348	37.224
4	1	2:56.342	55.626	1:23.873	36.843	10	1	2:57.805	56.899	1:23.424	37.482
5	1	2:54.991	55.205	1:22.767	37.019	11	1	2:57.734	56.576	1:23.656	37.502
6	1	2:55.609	56.069	1:22.512	37.028	12	1	2:58.504	56.984	1:23.714	37.806

15 Marek Begier (POL) (Kia Picanto)

Theoretische Bestzeit: 2:53.630

Lap	D	Time	S1	S2	S3	Lap	D	Time	S1	S2	S3
1	1	3:05.053	1:04.800	1:23.489	36.764	7	1	2:55.492	55.877	1:22.702	36.913
2	1	2:54.299	55.365	1:22.604	36.330	8	1	2:54.976	55.636	1:22.524	36.816
3	1	2:54.511	55.006	1:23.009	36.496	9	1	2:55.868	55.427	1:23.709	36.732
4	1	2:56.251	55.669	1:24.098	36.484	10	1	2:54.962	55.591	1:22.626	36.745
5	1	2:54.617	55.489	1:22.291	36.834	11	1	2:56.046	55.572	1:23.515	36.959
6	1	2:54.840	55.138	1:23.017	36.685	12	1	2:56.876	56.471	1:23.590	36.815

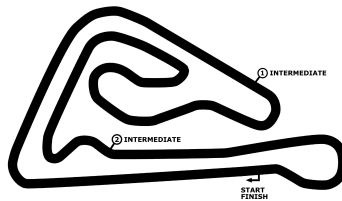
FIA ETRC OMV MAXXMOTION TRUCK RACE OF SLOVAKIA

Slovakia Ring, length 5922 m

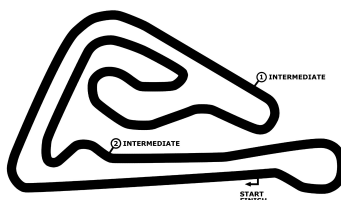
13.-15.07.2018

KIA Platinum Cup

Lap Analysis Race 2, 15.07.2018



wige SOLUTIONS



Lap Analysis Race 2, 15.07.2018

wige SOLUTIONS

16 Marcin Ganowski (POL) (Kia Picanto)						Theoretische Bestzeit: 2:56.627					
Lap	D	Time	S1	S2	S3	Lap	D	Time	S1	S2	S3
1	1	3:20.429	1:05.509	1:37.782	37.138	7	1	2:56.774	56.551	1:23.260	36.963
2	1	2:58.066	56.716	1:24.319	37.031	8	1	2:57.183	56.736	1:23.161	37.284
3	1	2:57.306	56.874	1:23.455	36.977	9	1	2:57.245	56.862	1:23.470	36.913
4	1	2:58.482	56.757	1:24.382	37.343	10	1	2:57.335	56.650	1:23.490	37.195
5	1	2:57.708	57.009	1:23.492	37.207	11	1	2:57.355	56.901	1:23.195	37.259
6	1	2:57.495	56.909	1:23.501	37.085	12	1	2:58.163	57.020	1:23.871	37.272

20 Filip Tokar (POL) (Kia Picanto)						Theoretische Bestzeit: 2:53.471					
Lap	D	Time	S1	S2	S3	Lap	D	Time	S1	S2	S3
1	1	3:04.735	1:03.886	1:23.957	36.892	7	1	2:53.927	55.177	1:22.041	36.709
2	1	2:54.301	55.390	1:22.423	36.488	8	1	2:54.429	55.272	1:22.287	36.870
3	1	2:53.837	54.942	1:22.245	36.650	9	1	2:54.434	55.225	1:22.435	36.774
4	1	2:54.444	55.133	1:22.525	36.786	10	1	2:54.633	55.410	1:22.299	36.924
5	1	2:54.612	55.193	1:22.549	36.870	11	1	2:54.762	55.295	1:22.559	36.908
6	1	2:54.954	55.454	1:22.698	36.802	12	1	2:56.330	56.042	1:23.127	37.161

21 Dawid Borek (POL) (Kia Picanto)						Theoretische Bestzeit: 2:53.591					
Lap	D	Time	S1	S2	S3	Lap	D	Time	S1	S2	S3
1	1	3:04.312	1:03.732	1:24.182	36.398	7	1	2:54.428	55.300	1:22.447	36.681
2	1	2:54.459	55.274	1:22.694	36.491	8	1	2:54.424	55.196	1:22.432	36.796
3	1	2:53.798	54.998	1:22.191	36.605	9	1	2:54.441	55.138	1:22.529	36.774
4	1	2:54.312	55.201	1:22.304	36.807	10	1	2:54.632	55.339	1:22.639	36.654
5	1	2:54.364	55.176	1:22.461	36.727	11	1	2:55.944	55.195	1:23.890	36.859
6	1	2:55.397	55.648	1:22.677	37.072	12	1	2:55.391	56.002	1:22.700	36.689

23 Filip Zagórski (POL) (Kia Picanto)						Theoretische Bestzeit: 2:54.779					
Lap	D	Time	S1	S2	S3	Lap	D	Time	S1	S2	S3
1	1	3:06.998	1:06.503	1:23.669	36.826	7	1	2:58.034	56.642	1:23.571	37.821
2	1	2:54.962	55.263	1:23.015	36.684	8	1	2:58.453	56.752	1:23.476	38.225
3	1	2:55.988	55.684	1:23.279	37.025	9	1	2:58.412	56.873	1:23.795	37.744
4	1	2:56.459	56.159	1:23.252	37.048	10	1	2:58.309	56.762	1:24.148	37.399
5	1	2:56.380	56.326	1:22.831	37.222	11	1	2:59.009	57.034	1:24.063	37.912
6	1	2:56.853	56.080	1:23.479	37.294	12	1	3:00.646	57.821	1:24.954	37.871

33 Nikodemi Wierzbicki (POL) (Kia Picanto)						Theoretische Bestzeit: 2:53.346					
Lap	D	Time	S1	S2	S3	Lap	D	Time	S1	S2	S3
1	1	3:01.793	1:02.952	1:22.061	36.781	7	1	2:54.166	55.350	1:22.213	36.603
2	1	2:53.863	54.692	1:22.577	36.594	8	1	2:54.421	55.218	1:22.532	36.671
3	1	2:54.727	55.368	1:22.518	36.841	9	1	2:54.600	55.236	1:22.528	36.836
4	1	2:55.694	56.033	1:22.636	37.025	10	1	2:54.472	55.256	1:22.621	36.595
5	1	2:55.424	55.871	1:22.725	36.828	11	1	2:54.555	55.240	1:22.536	36.779
6	1	2:55.632	55.643	1:23.211	36.778	12	1	2:56.277	56.023	1:23.149	37.105

66 Szymon Jablonski (POL) (Kia Picanto)						Theoretische Bestzeit: 2:52.388					
Lap	D	Time	S1	S2	S3	Lap	D	Time	S1	S2	S3
1	1	3:00.190	1:02.652	1:21.161	36.372	7	1	2:55.030	54.943	1:23.753	36.334
2	1	2:53.392	55.648	1:21.407	36.337	8	1	2:53.710	55.144	1:21.926	36.640
3	1	2:53.479	55.446	1:21.645	36.388	9	1	2:54.517	55.750	1:22.488	36.279
4	1	2:53.832	55.095	1:21.901	36.836	10	1	2:54.002	55.392	1:22.113	36.497
5	1	2:54.460	55.713	1:22.220	36.527	11	1	2:53.890	55.615	1:21.733	36.542
6	1	2:53.498	55.293	1:21.710	36.495	12	1	2:54.810	55.672	1:22.595	36.543

68 Jakub Szablewski (POL) (Kia Picanto)						Theoretische Bestzeit: 2:58.612					
Lap	D	Time	S1	S2	S3	Lap	D	Time	S1	S2	S3
1	1	3:14.141	1:05.770	1:30.975	37.396	7	1	2:58.680	57.557	1:23.736	37.387
2	1	2:59.803	58.394	1:23.882	37.527	8	1	2:58.875	57.678	1:23.691	37.500
3	1	2:59.465	57.802	1:24.186	37.477	9	1	2:58.852	57.581	1:23.816	37.455
4	1	3:01.960	59.610	1:24.992	37.358	10	1	2:59.071	57.668	1:23.901	37.502
5	1	3:02.034	1:00.644	1:23.885	37.505	11	1	2:59.222	57.785	1:23.999	37.438
6	1	2:59.054	57.730	1:23.884	37.440	12	1	2:59.244	57.934	1:23.801	37.509

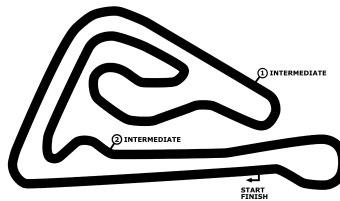
FIA ETRC OMV MAXXMOTION TRUCK RACE OF SLOVAKIA

Slovakia Ring, length 5922 m

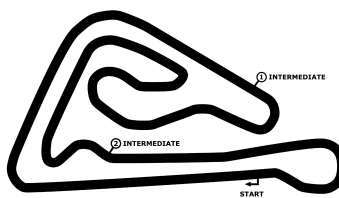
13.-15.07.2018

KIA Platinum Cup

Lap Analysis Race 2, 15.07.2018



wige SOLUTIONS



Lap Analysis Race 2, 15.07.2018

wige SOLUTIONS

69 Konrad Wróbel (POL) (Kia Picanto)

Theoretische Bestzeit: 2:52.428

Lap	D	Time	S1	S2	S3	Lap	D	Time	S1	S2	S3
1	1	3:01.460	1:03.766	1:21.478	36.216	7	1	2:53.685	55.175	1:21.668	36.842
2	1	2:52.428	54.790	1:21.434	36.204	8	1	2:54.643	56.229	1:21.666	36.748
3	1	2:53.453	55.440	1:21.767	36.246	9	1	2:54.378	55.935	1:21.738	36.705
4	1	2:53.804	55.053	1:22.370	36.381	10	1	2:54.586	55.967	1:22.044	36.575
5	1	2:53.657	55.313	1:22.029	36.315	11	1	2:54.056	55.798	1:21.767	36.491
6	1	2:53.557	55.277	1:21.763	36.517	12	1	2:54.600	55.780	1:22.196	36.624

77 Petra Krajnyák (HUN) (Kia Picanto)

Theoretische Bestzeit: 2:54.663

Lap	D	Time	S1	S2	S3	Lap	D	Time	S1	S2	S3
1	1	3:05.555	1:05.518	1:23.358	36.679	7	1	2:57.181	56.685	1:23.304	37.192
2	1	2:55.618	55.198	1:23.652	36.768	8	1	2:56.762	56.709	1:22.920	37.133
3	1	2:55.607	55.582	1:23.094	36.931	9	1	2:57.638	56.503	1:23.846	37.289
4	1	2:55.923	56.087	1:22.947	36.889	10	1	2:58.042	56.552	1:24.112	37.378
5	1	2:55.847	55.943	1:22.784	37.118	11	1	2:57.248	56.778	1:23.333	37.137
6	1	2:56.479	56.248	1:23.051	37.180	12	1	2:57.186	56.786	1:23.294	37.106

98 Wojciech Sroczynski (POL) (Kia Picanto)

Theoretische Bestzeit: 3:03.462

Lap	D	Time	S1	S2	S3	Lap	D	Time	S1	S2	S3
1	1	3:16.629	1:09.247	1:29.027	38.355	7	1	3:04.089	59.317	1:26.350	38.422
2	1	3:05.788	59.076	1:27.913	38.799	8	1	3:05.798	59.558	1:27.365	38.875
3	1	3:06.753	1:00.292	1:27.800	38.661	9	1	3:04.387	59.191	1:27.090	38.106
4	1	3:07.492	1:00.520	1:27.326	39.646	10	1	3:03.923	59.081	1:26.398	38.444
5	1	3:06.251	1:00.051	1:27.144	39.056	11	1	3:04.011	59.124	1:26.512	38.375
6	1	3:04.790	59.844	1:26.284	38.666	12	1	3:05.331	59.648	1:27.003	38.680

99 Mateusz Zuchowicz (POL) (Kia Picanto)

Theoretische Bestzeit: 2:57.118

Lap	D	Time	S1	S2	S3	Lap	D	Time	S1	S2	S3
1	1	3:10.035	1:06.540	1:26.231	37.264	7	1	2:58.318	56.577	1:24.462	37.279
2	1	2:58.576	56.409	1:24.602	37.565	8	1	2:59.609	56.971	1:24.629	38.009
3	1	2:59.560	56.549	1:25.317	37.694	9	1	2:58.265	56.845	1:24.293	37.127
4	1	3:00.230	57.390	1:25.258	37.582	10	1	2:58.010	56.201	1:24.733	37.076
5	1	2:58.409	56.681	1:24.569	37.159	11	1	2:58.060	56.394	1:24.419	37.247
6	1	2:59.187	57.706	1:23.841	37.640	12	1	2:58.094	56.870	1:23.939	37.285