

Lap Analysis Race 1, 15.07.2018

wige SOLUTIONS

3 Patryk Borek (POL) (Kia Picanto)

Theoretische Bestzeit: 2:56.894

Lap	D	Time	S1	S2	S3	Lap	D	Time	S1	S2	S3
1	1	3:07.708	1:05.258	1:25.316	37.134	7	1	2:59.798	57.067	1:24.740	37.991
2	1	2:58.277	56.000	1:24.995	37.282	8	1	3:01.841	58.790	1:25.300	37.751
3	1	2:57.725	56.831	1:23.771	37.123	9	1	2:59.182	57.264	1:24.157	37.761
4	1	3:04.733	1:01.459	1:25.006	38.268	10	1	3:01.714	59.069	1:24.194	38.451
5	1	2:59.880	57.797	1:24.484	37.599	11	1	2:59.786	57.175	1:24.518	38.093
6	1	3:00.476	58.082	1:24.714	37.680	12	1	2:59.839	57.433	1:24.511	37.895

4 Adrienn Vogel (HUN) (Kia Picanto)

Theoretische Bestzeit: 2:54.087

Lap	D	Time	S1	S2	S3	Lap	D	Time	S1	S2	S3
1	1	3:02.348	1:03.722	1:22.149	36.477	7	1	2:55.323	56.187	1:22.386	36.750
2	1	2:54.761	55.572	1:22.350	36.839	8	1	2:55.417	56.214	1:22.332	36.871
3	1	2:54.927	55.989	1:22.117	36.821	9	1	2:54.728	55.882	1:22.177	36.669
4	1	2:55.064	55.756	1:22.354	36.954	10	1	2:54.674	55.531	1:22.291	36.852
5	1	2:55.465	56.315	1:22.427	36.723	11	1	2:55.576	56.059	1:22.499	37.018
6	1	2:55.177	56.123	1:22.071	36.975	12	1	2:55.712	56.368	1:22.511	36.833

7 Milosz Siemaszko (POL) (Kia Picanto)

Theoretische Bestzeit: 2:57.425

Lap	D	Time	S1	S2	S3	Lap	D	Time	S1	S2	S3
1	1	3:10.217	1:05.705	1:27.504	37.008	7	1	2:58.753	57.128	1:24.105	37.520
2	1	2:58.173	56.394	1:24.260	37.519	8	1	3:00.144	57.220	1:25.034	37.890
3	1	2:58.696	56.957	1:24.044	37.695	9	1	2:59.711	57.451	1:24.460	37.800
4	1	3:01.310	58.317	1:25.139	37.854	10	1	3:00.264	57.468	1:24.879	37.917
5	1	2:58.713	57.188	1:24.021	37.502	11	1	3:01.242	57.600	1:25.624	38.018
6	1	2:59.280	57.239	1:24.160	37.881	12	1	3:01.173	57.793	1:24.865	38.515

9 Jan-Lukas Keil (DEU) (Kia Picanto)

Theoretische Bestzeit: 2:52.564

Lap	D	Time	S1	S2	S3	Lap	D	Time	S1	S2	S3
1	1	3:00.061	1:02.071	1:21.577	36.413	7	1	2:53.690	55.236	1:21.916	36.538
2	1	2:53.585	55.345	1:21.943	36.297	8	1	2:53.989	55.516	1:21.880	36.593
3	1	2:52.815	54.891	1:21.371	36.548	9	1	2:54.521	55.734	1:22.072	36.715
4	1	2:53.624	55.301	1:21.716	36.607	10	1	2:53.941	55.267	1:21.958	36.716
5	1	2:54.031	55.651	1:21.707	36.673	11	1	2:54.131	55.181	1:22.130	36.820
6	1	2:53.565	55.107	1:21.770	36.688	12	1	2:54.119	55.339	1:22.250	36.530

10 Kamil Serafin (POL) (Kia Picanto)

Theoretische Bestzeit: 2:52.565

Lap	D	Time	S1	S2	S3	Lap	D	Time	S1	S2	S3
1	1	3:01.113	1:03.000	1:21.837	36.276	7	1	2:54.508	55.204	1:22.720	36.584
2	1	2:53.214	54.805	1:21.961	36.448	8	1	2:54.693	55.901	1:22.221	36.571
3	1	2:52.979	54.769	1:21.926	36.284	9	1	2:54.169	55.825	1:21.896	36.448
4	1	2:53.578	55.005	1:22.123	36.450	10	1	2:53.952	55.687	1:21.641	36.624
5	1	2:54.050	56.090	1:21.521	36.440	11	1	2:54.248	55.557	1:21.859	36.832
6	1	2:53.775	55.026	1:22.041	36.708	12	1	2:54.236	55.761	1:21.898	36.577

11 Aleksander Olejniczak (POL) (Kia Picanto)

Theoretische Bestzeit: 2:53.898

Lap	D	Time	S1	S2	S3	Lap	D	Time	S1	S2	S3
1	1	3:03.119	1:03.859	1:22.737	36.523	7	1	2:56.912	56.300	1:23.270	37.342
2	1	2:54.693	55.528	1:22.275	36.890	8	1	2:56.596	56.468	1:22.859	37.269
3	1	2:55.112	55.625	1:22.593	36.894	9	1	2:55.725	56.367	1:22.411	36.947
4	1	2:54.967	55.494	1:22.261	37.210	10	1	2:55.450	55.309	1:23.220	36.921
5	1	2:55.933	56.077	1:22.746	37.110	11	1	2:54.886	55.283	1:22.582	37.021
6	1	2:56.411	56.249	1:22.686	37.476	12	1	2:56.919	55.112	1:24.620	37.187

15 Marek Begier (POL) (Kia Picanto)

Theoretische Bestzeit: 2:54.258

Lap	D	Time	S1	S2	S3	Lap	D	Time	S1	S2	S3
1	1	3:08.174	1:07.073	1:24.603	36.498	7	1	2:55.360	55.633	1:23.260	36.467
2	1	2:55.296	56.377	1:22.411	36.503	8	1	2:57.743	56.022	1:24.050	37.671
3	1	2:55.836	55.394	1:23.673	36.769	9	1	2:59.079	57.990	1:23.872	37.217
4	1	2:55.357	55.375	1:22.946	37.036	10	1	2:57.692	57.421	1:23.328	36.943
5	1	2:55.795	56.342	1:22.696	36.757	11	1	2:56.779	56.761	1:22.891	37.127
6	1	2:57.005	57.679	1:22.482	36.844	12	1	2:56.521	56.654	1:22.888	36.979

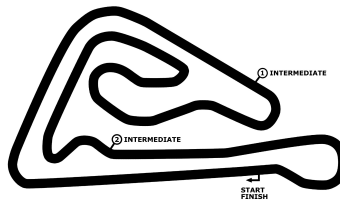
FIA ETRC OMV MAXXMOTION TRUCK RACE OF SLOVAKIA

Slovakia Ring, length 5922 m

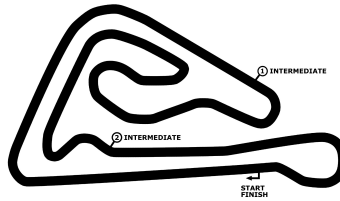
13.-15.07.2018

KIA Platinum Cup

Lap Analysis Race 1, 15.07.2018



wige SOLUTIONS



Lap Analysis Race 1, 15.07.2018

wige SOLUTIONS

16 Marcin Ganowski (POL) (Kia Picanto)

Theoretische Bestzeit: 2:55.757

Lap	D	Time	S1	S2	S3	Lap	D	Time	S1	S2	S3
1	1	3:08.978	1:04.597	1:27.546	36.835	7	1	2:57.088	56.597	1:23.442	37.049
2	1	2:57.078	55.851	1:24.149	37.078	8	1	2:58.236	57.256	1:23.729	37.251
3	1	2:56.752	56.466	1:23.379	36.907	9	1	2:57.976	57.121	1:23.638	37.217
4	1	2:56.411	56.115	1:23.071	37.225	10	1	2:58.644	57.370	1:23.985	37.289
5	1	2:57.832	56.874	1:23.721	37.237	11	1	2:59.073	57.238	1:24.357	37.478
6	1	2:57.768	56.884	1:23.772	37.112	12	1	2:59.327	57.240	1:24.649	37.438

20 Filip Tokar (POL) (Kia Picanto)

Theoretische Bestzeit: 2:54.959

Lap	D	Time	S1	S2	S3	Lap	D	Time	S1	S2	S3
1	1	3:05.909	1:05.039	1:24.051	36.819	7	1	2:55.658	55.941	1:23.021	36.696
2	1	2:56.467	56.556	1:23.154	36.757	8	1	2:57.072	55.839	1:23.548	37.685
3	1	2:56.631	56.118	1:23.715	36.798	9	1	2:59.099	58.271	1:23.342	37.486
4	1	2:56.409	56.477	1:22.880	37.052	10	1	2:58.521	58.201	1:23.199	37.121
5	1	2:55.847	56.727	1:22.714	36.406	11	1	2:56.682	56.710	1:23.078	36.894
6	1	2:56.582	56.292	1:22.933	37.357	12	1	2:57.034	56.489	1:22.972	37.573

21 Dawid Borek (POL) (Kia Picanto)

Theoretische Bestzeit: 2:54.172

Lap	D	Time	S1	S2	S3	Lap	D	Time	S1	S2	S3
1	1	3:07.849	1:06.710	1:24.537	36.602	7	1	2:55.197	56.118	1:22.261	36.810
2	1	2:55.290	55.452	1:22.995	36.843	8	1	2:55.131	56.058	1:22.321	36.752
3	1	2:54.617	55.347	1:22.580	36.690	9	1	2:54.986	55.718	1:22.451	36.817
4	1	2:54.895	55.301	1:22.529	37.065	10	1	2:54.920	55.449	1:22.505	36.966
5	1	2:55.588	56.047	1:22.534	37.007	11	1	2:55.006	55.663	1:22.370	36.973
6	1	2:55.518	56.156	1:22.355	37.007	12	1	2:55.354	55.498	1:23.018	36.838

23 Filip Zagórski (POL) (Kia Picanto)

Theoretische Bestzeit: 2:56.346

Lap	D	Time	S1	S2	S3	Lap	D	Time	S1	S2	S3
1	1	3:09.447	1:06.005	1:26.585	36.857	3	1	2:56.955	56.209	1:23.871	36.869
2	1	2:57.616	55.612	1:24.391	37.613						

33 Nikodemi Wierzbicki (POL) (Kia Picanto)

Theoretische Bestzeit: 2:54.392

Lap	D	Time	S1	S2	S3	Lap	D	Time	S1	S2	S3
1	1	3:06.156	1:05.219	1:24.226	36.711	7	1	2:55.149	55.883	1:22.519	36.747
2	1	2:55.680	55.788	1:22.928	36.964	8	1	2:55.169	55.746	1:22.674	36.749
3	1	2:55.706	56.167	1:22.586	36.953	9	1	2:55.064	55.625	1:22.689	36.750
4	1	2:55.339	55.782	1:22.744	36.813	10	1	2:54.631	55.179	1:22.587	36.865
5	1	2:56.041	56.113	1:22.973	36.955	11	1	2:54.854	55.389	1:22.501	36.963
6	1	2:55.548	55.779	1:22.824	36.945	12	1	2:55.767	55.412	1:23.586	36.769

66 Szymon Jablonski (POL) (Kia Picanto)

Theoretische Bestzeit: 2:52.472

Lap	D	Time	S1	S2	S3	Lap	D	Time	S1	S2	S3
1	1	3:00.708	1:02.949	1:21.489	36.270	7	1	2:56.863	55.602	1:23.870	37.391
2	1	2:53.352	54.885	1:21.896	36.571	8	1	2:58.718	57.971	1:23.249	37.498
3	1	2:52.788	54.827	1:21.371	36.586	9	1	2:58.113	57.595	1:23.067	37.451
4	1	2:53.514	55.248	1:21.754	36.512	10	1	2:57.292	57.233	1:22.809	37.250
5	1	2:54.072	55.709	1:21.865	36.498	11	1	2:57.448	56.814	1:23.034	37.600
6	1	2:53.838	55.281	1:21.931	36.626	12	1	2:57.808	57.313	1:23.006	37.489

68 Jakub Szablewski (POL) (Kia Picanto)

Theoretische Bestzeit: 2:54.333

Lap	D	Time	S1	S2	S3	Lap	D	Time	S1	S2	S3
1	1	3:07.837	1:05.524	1:25.412	36.901	6	1	2:56.673	56.320	1:23.225	37.128
2	1	2:56.012	56.617	1:22.925	36.470	7	1	2:54.850	55.249	1:23.117	36.484
3	1	2:55.703	55.264	1:23.630	36.809	8	1	2:55.897	56.023	1:23.051	36.823
4	1	2:56.302	56.064	1:23.557	36.681	9	1	2:56.002	56.354	1:22.751	36.889
5	1	2:55.652	56.393	1:22.934	36.325						

69 Konrad Wróbel (POL) (Kia Picanto)

Theoretische Bestzeit: 2:53.030

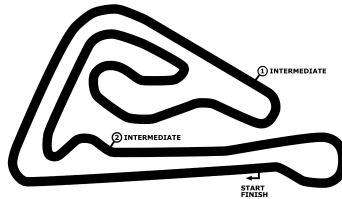
Lap	D	Time	S1	S2	S3	Lap	D	Time	S1	S2	S3
1	1	2:58.785	1:00.974	1:21.392	36.419	7	1	2:53.683	55.588	1:21.619	36.476

FIA ETRC OMV MAXXMOTION TRUCK RACE OF SLOVAKIA

Slovakia Ring, length 5922 m

13.-15.07.2018

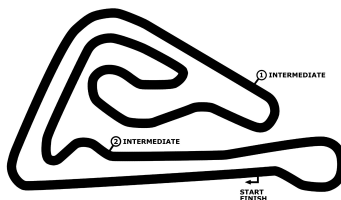
KIA Platinum Cup



Lap Analysis Race 1, 15.07.2018

wige SOLUTIONS

Lap	D	Time	S1	S2	S3	Lap	D	Time	S1	S2	S3
2	1	2:53.544	55.713	1:21.289	36.542	8	1	2:54.197	55.893	1:21.850	36.454
3	1	2:53.722	56.052	1:21.267	36.403	9	1	2:54.592	55.908	1:21.923	36.761
4	1	2:53.612	55.495	1:21.572	36.545	10	1	2:53.821	55.360	1:21.930	36.531
5	1	2:53.963	55.886	1:21.417	36.660	11	1	2:54.214	55.413	1:21.915	36.886
6	1	2:53.471	55.389	1:21.348	36.734	12	1	2:54.118	55.520	1:21.861	36.737



Lap Analysis Race 1, 15.07.2018

wige SOLUTIONS

77 Petra Krajnyák (HUN) (Kia Picanto)

Theoretische Bestzeit: 2:55.150

Lap	D	Time	S1	S2	S3	Lap	D	Time	S1	S2	S3
1	1	3:05.624	1:04.855	1:23.809	36.960	7	1	2:56.199	56.161	1:23.109	36.929
2	1	2:56.556	56.768	1:23.071	36.717	8	1	2:57.465	56.727	1:23.663	37.075
3	1	2:56.491	56.061	1:23.712	36.718	9	1	2:56.755	56.386	1:23.310	37.059
4	1	2:56.920	56.866	1:23.456	36.598	10	1	2:58.469	57.770	1:23.861	36.838
5	1	2:55.414	56.168	1:22.88!	36.361	11	1	2:56.257	55.904	1:23.360	36.993
6	1	2:58.539	57.224	1:24.326	36.989	12	1	2:56.998	56.277	1:23.663	37.058

98 Wojciech Sroczynski (POL) (Kia Picanto)

Theoretische Bestzeit: 3:06.171

Lap	D	Time	S1	S2	S3	Lap	D	Time	S1	S2	S3
1	1	3:16.041	1:10.028	1:27.32!	38.689	7	1	3:08.678	1:00.891	1:28.787	39.000
2	1	3:11.645	1:00.556	1:30.740	40.349	8	1	3:07.907	1:01.009	1:28.331	38.567
3	1	3:13.533	1:02.604	1:30.795	40.134	9	1	3:07.791	1:00.28!	1:28.259	39.252
4	1	3:12.637	1:02.238	1:30.283	40.116	10	1	3:09.238	1:00.470	1:29.726	39.042
5	1	3:11.617	1:02.303	1:30.063	39.251	11	1	3:13.189	1:04.493	1:29.835	38.861
6	1	3:10.156	1:01.045	1:29.643	39.468						

99 Mateusz Zuchowicz (POL) (Kia Picanto)

Theoretische Bestzeit: 2:57.779

Lap	D	Time	S1	S2	S3	Lap	D	Time	S1	S2	S3
1	1	3:11.121	1:06.519	1:27.186	37.416	7	1	3:00.377	56.755	1:25.417	38.205
2	1	2:59.220	56.167	1:25.166	37.887	8	1	3:01.329	58.386	1:25.264	37.679
3	1	2:58.294	56.542	1:24.19!	37.556	9	1	2:59.985	56.926	1:25.350	37.709
4	1	3:00.269	57.250	1:24.951	38.068	10	1	3:00.833	58.687	1:24.705	37.441
5	1	2:59.935	57.575	1:24.779	37.581	11	1	3:00.140	57.000	1:25.055	38.085
6	1	2:59.464	57.495	1:24.338	37.631	12	1	2:59.453	57.078	1:24.705	37.670