

Lap Analysis Free Practice 2, 13.07.2018

wige SOLUTIONS

3 Patryk Borek (POL) (Kia Picanto)

Theoretische Bestzeit: 2:56.774

Lap	D	Time	S1	S2	S3	Lap	D	Time	S1	S2	S3
1	1	3:19.565		1:23.56	36.974	7	1	2:58.546	57.080	1:23.947	37.519
2	1	2:58.215	56.238	1:24.794	37.183	8	1	2:58.541	57.066	1:24.002	37.473
3	1	2:58.209	56.393	1:24.406	37.410	9	1	3:11.123	1:03.274	1:28.691	
4	1	2:59.208	56.579	1:24.023	38.606	10	1	4:21.771	2:20.052	1:24.092	37.627
5	1	2:59.725	57.660	1:24.589	37.476	11	1	2:59.655	57.478	1:23.723	
6	1	2:59.005	57.011	1:24.795	37.199						

4 Adrienn Vogel (HUN) (Kia Picanto)

Theoretische Bestzeit: 2:54.790

Lap	D	Time	S1	S2	S3	Lap	D	Time	S1	S2	S3
1	1	3:14.399		1:29.432	38.162	6	1	2:55.738	56.130	1:22.710	36.898
2	1	3:06.492	56.397	1:32.363		7	1	3:39.660	1:17.075	1:45.228	37.357
3	1	6:33.856	4:12.051	1:34.400	47.405	8	1	2:54.790	55.672	1:22.35	36.766
4	1	2:56.104	56.408	1:22.673	37.023	9	1	3:12.175	58.141	1:28.994	
5	1	2:56.236	56.228	1:22.955	37.053						

7 Milosz Siemaszko (POL) (Kia Picanto)

Theoretische Bestzeit: 3:10.037

Lap	D	Time	S1	S2	S3	Lap	D	Time	S1	S2	S3
1	1	3:35.360		1:31.837	39.530	5	1	3:19.206	1:09.115	1:31.142	38.949
2	1	3:13.627	1:00.576	1:31.820	41.231	6	1	3:12.434	1:00.782	1:31.395	
3	1	3:15.935	1:00.19	1:33.812		7	1	5:32.238	3:15.092	1:33.770	
4	1	5:06.426	2:55.862	1:30.89	39.672						

9 Jan-Lukas Keil (DEU) (Kia Picanto)

Theoretische Bestzeit: 2:54.310

Lap	D	Time	S1	S2	S3	Lap	D	Time	S1	S2	S3
1	1	3:18.579		1:24.190	37.215	7	1	2:54.418	55.506	1:22.39	36.521
2	1	2:56.481	56.275	1:23.265	36.941	8	1	2:56.092	56.115	1:23.219	36.758
3	1	2:55.841	56.008	1:23.024	36.809	9	1	2:55.986	55.976	1:23.331	36.679
4	1	2:55.538	56.184	1:22.639	36.715	10	1	2:55.572	56.575	1:22.584	36.413
5	1	2:55.578	56.160	1:22.576	36.842	11	1	2:56.341	56.908	1:22.411	37.022
6	1	2:55.647	56.235	1:22.575	36.837	12	1	3:10.849	57.969	1:27.769	

10 Kamil Serafin (POL) (Kia Picanto)

Theoretische Bestzeit: 2:54.903

Lap	D	Time	S1	S2	S3	Lap	D	Time	S1	S2	S3
1	1	4:25.285		1:24.059		7	1	2:55.689	56.138	1:22.462	37.089
2	1	4:42.025	2:43.071	1:22.174	36.780	8	1	2:55.914	56.206	1:22.777	36.931
3	1	2:56.046	56.395	1:22.558	37.093	9	1	2:55.580	56.815	1:22.00	36.763
4	1	2:55.795	56.320	1:22.382	37.093	10	1	2:55.901	56.332	1:22.796	36.773
5	1	2:57.013	56.876	1:23.045	37.092	11	1	2:58.711	56.428	1:23.120	
6	1	2:56.142	56.515	1:22.492	37.135						

11 Aleksander Olejniczak (POL) (Kia Picanto)

Theoretische Bestzeit: 2:55.744

Lap	D	Time	S1	S2	S3	Lap	D	Time	S1	S2	S3
1	1	3:20.217		1:23.474	36.976	6	1	2:58.685	57.430	1:23.631	37.624
2	1	2:56.257	55.820	1:23.580	36.857	7	1	2:57.903	56.946	1:23.29	37.659
3	1	2:56.183	55.589	1:23.490	37.104	8	1	2:57.805	56.859	1:23.685	37.261
4	1	2:57.869	56.645	1:24.682		9	1	3:00.579	58.501	1:25.360	
5	1	4:45.865	2:44.697	1:23.405	37.763						

15 Marek Begier (POL) (Kia Picanto)

Theoretische Bestzeit: 2:55.062

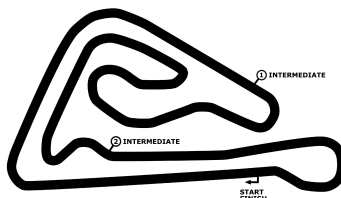
Lap	D	Time	S1	S2	S3	Lap	D	Time	S1	S2	S3
1	1	3:41.678		1:23.477	36.814	7	1	5:39.248	3:39.456	1:22.994	36.798
2	1	2:55.771	55.577	1:23.290	36.904	8	1	2:55.333	55.736	1:22.72	36.868
3	1	2:56.443	55.776	1:23.609	37.058	9	1	2:55.528	55.732	1:23.040	36.756
4	1	2:57.273	56.769	1:23.270	37.234	10	1	2:56.032	55.712	1:23.466	36.854
5	1	2:57.215	56.537	1:23.436	37.242	11	1	3:12.563	1:04.916	1:27.022	
6	1	2:57.980	56.418	1:23.841							

FIA ETRC OMM MAXXMOTION TRUCK RACE OF SLOVAKIA

Slovakia Ring, length 5922 m

13.-15.07.2018

KIA Platinum Cup



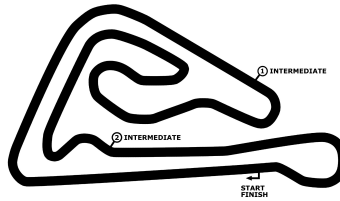
Lap Analysis Free Practice 2, 13.07.2018

wige SOLUTIONS

16 Marcin Ganowski (POL) (Kia Picanto)

Theoretische Bestzeit: 2:55.889

Lap	D	Time	S1	S2	S3	Lap	D	Time	S1	S2	S3
1	1	3:26.666		1:24.949	37.017	7	1	4:41.512	2:38.208	1:25.769	37.535
2	1	2:56.635	56.950	1:22.911	36.772	8	1	2:57.940	56.935	1:23.790	37.215
3	1	2:56.245	56.422	1:23.178	36.645	9	1	3:01.494	57.499	1:26.272	37.723
4	1	2:56.047	56.334	1:23.071	36.642	10	1	3:10.796	58.500	1:35.121	37.175
5	1	2:57.548	56.714	1:23.940	36.894	11	1	3:35.157	1:12.096	1:40.495	
6	1	2:58.673	57.743	1:23.767							



Lap Analysis Free Practice 2, 13.07.2018

wige SOLUTIONS

20 Filip Tokar (POL) (Kia Picanto) Theoretische Bestzeit: 2:54.830

Lap	D	Time	S1	S2	S3	Lap	D	Time	S1	S2	S3
1	1	3:12.760		1:25.116	36.787	7	1	2:54.969	55.438	1:22.661	36.868
2	1	2:55.655	55.453	1:23.222	36.980	8	1	2:55.289	55.684	1:22.713	36.892
3	1	2:55.390	55.712	1:22.885	36.793	9	1	2:56.177	55.910	1:23.309	36.958
4	1	2:56.944	56.086	1:23.199		10	1	2:55.940	55.380	1:23.573	36.987
5	1	5:23.055	2:52.664	1:38.574	51.817	11	1	3:16.318	1:00.299	1:30.838	
6	1	2:55.544	55.873	1:22.856	36.815						

21 Dawid Borek (POL) (Kia Picanto) Theoretische Bestzeit: 2:54.877

Lap	D	Time	S1	S2	S3	Lap	D	Time	S1	S2	S3
1	1	3:12.157		1:24.634	36.943	7	1	2:54.979	55.357	1:22.732	36.890
2	1	2:55.940	55.842	1:22.974	37.124	8	1	2:55.186	55.575	1:22.717	36.894
3	1	2:55.460	55.724	1:22.691	37.045	9	1	2:55.478	55.425	1:23.047	37.006
4	1	2:56.138	56.003	1:22.896		10	1	2:56.091	55.595	1:23.243	37.253
5	1	5:24.520	2:54.038	1:38.848	51.634	11	1	3:15.218	59.110	1:31.772	
6	1	2:55.471	55.718	1:22.924	36.829						

23 Filip Zagórski (POL) (Kia Picanto) Theoretische Bestzeit: 2:57.263

Lap	D	Time	S1	S2	S3	Lap	D	Time	S1	S2	S3
1	1	3:13.583		1:27.128	37.774	7	1	2:58.931	57.197	1:24.514	37.220
2	1	3:03.574	56.292	1:30.323	36.959	8	1	2:57.984	56.521	1:24.225	37.238
3	1	2:57.885	56.388	1:24.151	37.344	9	1	3:08.093	57.692	1:29.041	
4	1	2:58.427	56.473	1:24.515	37.439	10	1	4:43.338	2:32.315	1:33.008	38.015
5	1	2:59.384	57.872	1:24.694	36.818	11	1	3:17.516	59.933	1:30.457	
6	1	3:01.603	58.438	1:25.004	38.161						

33 Nikodemi Wierzbicki (POL) (Kia Picanto) Theoretische Bestzeit: 2:54.844

Lap	D	Time	S1	S2	S3	Lap	D	Time	S1	S2	S3
1	1	3:41.318		1:38.143	41.577	7	1	2:54.971	55.327	1:22.924	36.720
2	1	2:55.613	55.655	1:22.973	36.985	8	1	2:55.302	55.647	1:22.791	36.858
3	1	2:56.393	55.940	1:23.339	37.114	9	1	2:55.813	55.538	1:23.505	36.770
4	1	3:17.112	57.744	1:31.424		10	1	2:55.939	55.465	1:23.476	36.998
5	1	4:33.101	2:03.789	1:28.418	1:00.894	11	1	3:19.793	1:00.872	1:30.803	
6	1	2:56.428	56.069	1:23.577	36.782						

66 Szymon Jablonski (POL) (Kia Picanto) Theoretische Bestzeit: 2:53.214

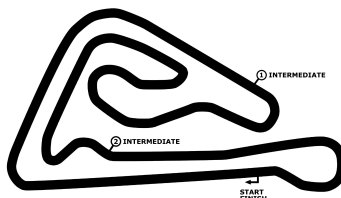
Lap	D	Time	S1	S2	S3	Lap	D	Time	S1	S2	S3
1	1	3:40.131		1:22.602	36.448	6	1	2:57.097	55.381	1:23.865	
2	1	2:53.870	55.060	1:22.122	36.688	7	1	6:28.293	4:28.270	1:22.811	37.212
3	1	2:55.113	56.507	1:22.039	36.567	8	1	2:57.162	56.877	1:22.435	37.850
4	1	2:54.447	55.503	1:22.100	36.844	9	1	2:55.511	56.644	1:22.318	
5	1	2:55.013	56.507	1:21.701	36.800						

68 Jakub Szablewski (POL) (Kia Picanto) Theoretische Bestzeit: 2:54.955

Lap	D	Time	S1	S2	S3	Lap	D	Time	S1	S2	S3
1	1	3:13.008		1:25.563	38.598	7	1	3:00.147	56.491	1:23.411	
2	1	3:02.752	56.558	1:29.213	36.981	8	1	4:54.916	2:55.423	1:22.701	36.785
3	1	2:57.356	56.719	1:23.470	37.167	9	1	2:55.506	56.012	1:22.954	36.540
4	1	2:57.340	56.601	1:24.013	36.726	10	1	2:55.978	55.707	1:23.101	37.170
5	1	3:01.641	56.479	1:23.922	41.240	11	1	3:19.920	1:00.771	1:30.348	
6	1	3:04.563	59.202	1:23.830	41.531						

69 Konrad Wróbel (POL) (Kia Picanto) Theoretische Bestzeit: 2:53.697

Lap	D	Time	S1	S2	S3	Lap	D	Time	S1	S2	S3
1	1	3:39.829		1:22.754	36.309	6	1	2:59.297	56.124	1:24.083	
2	1	2:54.819	55.569	1:22.756	36.494	7	1	5:47.781	3:48.055	1:22.982	36.744
3	1	2:54.052	55.554	1:22.071	36.427	8	1	2:55.326	55.852	1:22.578	36.896
4	1	2:55.442	56.250	1:22.526	36.666	9	1	2:55.449	55.880	1:22.799	36.770
5	1	2:54.016	55.616	1:21.834	36.566	10	1	2:57.429	55.849	1:22.418	



Lap Analysis Free Practice 2, 13.07.2018

wige SOLUTIONS

77 Petra Krajnyák (HUN) (Kia Picanto)

Theoretische Bestzeit: 2:55.679

Lap	D	Time	S1	S2	S3	Lap	D	Time	S1	S2	S3
1	1	3:15.151		1:29.070	38.300	7	1	2:57.129	56.540	1:23.474	37.115
2	1	3:06.040	55.904	1:32.508	37.628	8	1	2:58.887	57.173	1:24.446	37.268
3	1	2:57.065	56.712	1:23.273	37.080	9	1	2:57.458	57.204	1:23.381	36.873
4	1	2:56.098	56.152	1:22.901	37.044	10	1	2:56.768	56.134	1:23.447	37.187
5	1	3:01.647	56.561	1:24.517		11	1	3:06.471	1:00.014	1:24.331	
6	1	4:09.122	2:07.869	1:23.998	37.255						

98 Wojciech Sroczynski (POL) (Kia Picanto)

Theoretische Bestzeit: 3:14.332

Lap	D	Time	S1	S2	S3	Lap	D	Time	S1	S2	S3
1	1	4:02.983		1:36.997	41.098	6	1	3:23.853	1:04.311	1:38.806	40.736
2	1	3:27.652	1:05.624	1:39.768	42.260	7	1	3:21.063	1:04.675	1:35.864	40.524
3	1	3:25.896	1:06.420	1:37.930	41.546	8	1	3:17.991	1:03.772	1:33.301	40.918
4	1	3:22.432	1:06.026	1:35.459	40.947	9	1	3:15.352	1:01.201	1:34.321	39.825
5	1	3:20.202	1:03.802	1:35.508	40.892	10	1	3:22.646	1:04.565	1:34.208	

99 Mateusz Zuchowicz (POL) (Kia Picanto)

Theoretische Bestzeit: 2:58.759

Lap	D	Time	S1	S2	S3	Lap	D	Time	S1	S2	S3
1	1	3:44.540		1:28.878	37.872	7	1	2:59.066	56.788	1:25.047	37.231
2	1	3:01.066	57.957	1:25.786	37.323	8	1	3:00.162	57.683	1:24.741	37.739
3	1	3:00.992	57.682	1:25.427	37.883	9	1	3:00.763	57.275	1:25.265	38.223
4	1	3:00.455	57.640	1:25.122	37.693	10	1	3:01.154	57.803	1:25.427	37.924
5	1	3:01.189	57.892	1:24.970	38.327	11	1	3:04.121	57.502	1:25.290	
6	1	3:01.280	57.478	1:26.305	37.497						