

Lap Analysis Free Practice 1, 13.07.2018

wige SOLUTIONS

3 Patryk Borek (POL) (Kia Picanto)

Theoretische Bestzeit: 2:58.413

Lap	D	Time	S1	S2	S3	Lap	D	Time	S1	S2	S3
1	1	3:26.078		1:29.682	38.167	7	1	5:09.615	3:07.534	1:24.497	37.584
2	1	3:02.813	58.204	1:26.399	38.210	8	1	2:59.572	57.307	1:24.699	37.566
3	1	3:00.936	58.328	1:24.764	37.844	9	1	2:59.389	56.964	1:24.537	37.888
4	1	3:00.690	57.778	1:25.189	37.723	10	1	2:58.725	57.262	1:23.881	37.580
5	1	2:58.635	57.014	1:23.994	37.627	11	1	3:02.471	57.441	1:24.158	
6	1	3:01.696	56.967	1:24.874							

4 Adrienn Vogel (HUN) (Kia Picanto)

Theoretische Bestzeit: 2:55.039

Lap	D	Time	S1	S2	S3	Lap	D	Time	S1	S2	S3
1	1	3:50.349		1:33.045	36.941	7	1	2:55.442	55.880	1:22.783	36.779
2	1	2:56.179	56.411	1:22.941	36.827	8	1	3:00.935	58.284	1:24.905	37.746
3	1	2:58.702	56.922	1:24.568	37.212	9	1	2:55.835	55.999	1:22.706	37.130
4	1	2:55.130	55.569	1:22.691	36.870	10	1	2:57.622	57.915	1:22.709	36.998
5	1	2:58.231	57.511	1:23.723	36.997	11	1	3:00.349	56.524	1:24.396	
6	1	2:58.871	58.090	1:23.335	37.446						

7 Milosz Siemaszko (POL) (Kia Picanto)

Theoretische Bestzeit: 3:03.441

Lap	D	Time	S1	S2	S3	Lap	D	Time	S1	S2	S3
1	1	3:25.182		1:29.833	38.316	6	1	3:11.832	58.987	1:29.483	
2	1	3:06.338	58.808	1:28.958	38.572	7	1	8:25.240	6:15.707	1:29.809	39.724
3	1	3:03.976	58.388	1:26.956	38.632	8	1	3:08.583	1:00.107	1:29.189	39.287
4	1	3:05.728	58.835	1:27.792	39.101	9	1	3:13.009	1:01.492	1:31.039	
5	1	3:04.147	59.089	1:26.731	38.321						

9 Jan-Lukas Keil (DEU) (Kia Picanto)

Theoretische Bestzeit:

Lap	D	Time	S1	S2	S3	Lap	D	Time	S1	S2	S3
1	1	3:08.975				6	1	2:59.951			
2	1	3:07.212				7	1	2:56.556			
3	1	2:57.015				8	1	2:56.922			
4	1	2:55.067				9	1	2:57.688			
5	1	2:56.411				10	1	6:33.652			

11 Aleksander Olejniczak (POL) (Kia Picanto)

Theoretische Bestzeit: 2:55.780

Lap	D	Time	S1	S2	S3	Lap	D	Time	S1	S2	S3
1	1	3:16.709		1:24.517	37.898	7	1	2:58.284	57.228	1:23.774	37.282
2	1	2:57.233	56.112	1:23.554	37.567	8	1	2:58.211	56.710	1:24.190	37.311
3	1	2:58.209	56.926	1:24.126	37.157	9	1	2:57.630	56.500	1:23.757	37.373
4	1	2:56.869	55.757	1:23.703	37.409	10	1	2:57.458	56.580	1:23.475	37.403
5	1	2:56.510	56.231	1:22.861	37.413	11	1	3:04.365	56.916	1:25.969	
6	1	2:57.914	57.004	1:23.491	37.419						

15 Marek Begier (POL) (Kia Picanto)

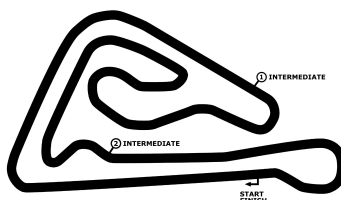
Theoretische Bestzeit: 2:56.525

Lap	D	Time	S1	S2	S3	Lap	D	Time	S1	S2	S3
1	1	3:30.495		1:27.355	37.937	7	1	5:32.891	3:32.346	1:23.485	37.060
2	1	3:01.237	57.305	1:26.087	37.845	8	1	2:56.834	56.284	1:23.504	37.046
3	1	2:59.138	56.645	1:25.138	37.355	9	1	2:56.525	56.146	1:23.421	36.958
4	1	2:58.687	56.577	1:24.682	37.428	10	1	2:57.879	56.439	1:24.103	37.337
5	1	2:58.313	56.755	1:24.089	37.469	11	1	2:59.381	56.779	1:23.492	
6	1	3:01.822	56.564	1:24.245							

16 Marcin Ganowski (POL) (Kia Picanto)

Theoretische Bestzeit: 2:57.128

Lap	D	Time	S1	S2	S3	Lap	D	Time	S1	S2	S3
1	1	3:18.542		1:28.424	39.076	7	1	2:58.006	57.463	1:23.764	36.779
2	1	3:00.746	56.802	1:26.607	37.337	8	1	2:57.809	57.116	1:23.771	36.922
3	1	2:59.130	57.520	1:24.181	37.429	9	1	2:57.794	57.275	1:23.573	36.946
4	1	2:58.711	57.189	1:24.290	37.232	10	1	2:57.728	57.283	1:23.594	36.851
5	1	2:57.551	56.868	1:23.541	37.136	11	1	3:36.624	1:00.178	1:55.849	
6	1	2:59.664	57.594	1:24.670	37.400						



Lap Analysis Free Practice 1, 13.07.2018

wige SOLUTIONS

20 Filip Tokar (POL) (Kia Picanto)

Theoretische Bestzeit: 2:54.463

Lap	D	Time	S1	S2	S3	Lap	D	Time	S1	S2	S3
1	1	3:16.481		1:24.602	36.893	7	1	2:55.226	55.842	1:22.815	36.569
2	1	2:55.580	55.409	1:23.380	36.791	8	1	2:55.062	55.375	1:22.978	36.709
3	1	2:56.098	56.305	1:22.792	37.001	9	1	2:56.509	55.780	1:24.117	36.612
4	1	2:55.248	55.556	1:22.834	36.858	10	1	2:54.836	55.582	1:22.521	36.734
5	1	2:58.486	55.374	1:24.536		11	1	3:08.397	58.719	1:27.441	
6	1	5:21.925	3:22.437	1:22.808	36.680						

21 Dawid Borek (POL) (Kia Picanto)

Theoretische Bestzeit: 2:53.966

Lap	D	Time	S1	S2	S3	Lap	D	Time	S1	S2	S3
1	1	3:15.883		1:24.462	36.765	7	1	2:55.366	56.038	1:22.704	36.624
2	1	2:55.906	55.622	1:23.453	36.831	8	1	2:54.962	55.429	1:22.808	36.725
3	1	2:56.071	56.277	1:22.798	36.996	9	1	2:56.543	55.913	1:23.869	36.761
4	1	2:55.324	55.626	1:22.793	36.905	10	1	2:54.677	55.692	1:21.971	37.012
5	1	2:59.863	55.369	1:24.351		11	1	3:07.633	58.135	1:27.940	
6	1	5:20.367	3:21.067	1:22.383	36.917						

23 Filip Zagórski (POL) (Kia Picanto)

Theoretische Bestzeit: 2:59.714

Lap	D	Time	S1	S2	S3	Lap	D	Time	S1	S2	S3
1	1	3:41.409		1:36.122	39.420	6	1	4:35.836	2:20.636	1:35.464	39.736
2	1	3:10.785	1:00.836	1:31.367	38.582	7	1	3:02.494	58.819	1:25.756	37.919
3	1	3:10.170	1:00.206	1:31.152	38.812	8	1	3:01.498	57.043	1:25.635	38.820
4	1	3:05.215	58.500	1:28.318	38.397	9	1	3:04.776	1:02.105	1:25.001	37.664
5	1	3:17.289	59.106	1:29.403							

33 Nikodemi Wierzbicki (POL) (Kia Picanto)

Theoretische Bestzeit: 2:56.244

Lap	D	Time	S1	S2	S3	Lap	D	Time	S1	S2	S3
1	1	3:12.632		1:24.188	43.334	6	1	5:13.449	3:12.845	1:23.150	37.454
2	1	3:07.048	57.056	1:32.810	37.182	7	1	2:57.309	56.942	1:23.218	37.149
3	1	3:00.080	56.524	1:24.088	39.468	8	1	3:04.489	1:04.354	1:23.139	36.996
4	1	2:56.848	56.295	1:23.459	37.094	9	1	2:56.394	56.339	1:22.951	37.102
5	1	2:58.581	56.697	1:23.627		10	1	2:59.040	57.104	1:23.747	

66 Szymon Jablonski (POL) (Kia Picanto)

Theoretische Bestzeit: 2:55.130

Lap	D	Time	S1	S2	S3	Lap	D	Time	S1	S2	S3
1	1	3:20.677		1:23.235	36.965	6	1	2:56.567	57.075	1:22.580	36.912
2	1	2:55.510	56.076	1:22.570	36.864	7	1	2:56.375	56.623	1:22.567	37.185
3	1	2:55.603	56.549	1:22.491	36.556	8	1	2:56.749	56.582	1:22.759	37.408
4	1	2:57.650	56.182	1:24.826		9	1	2:56.669	56.861	1:22.555	37.253
5	1	6:54.392	4:38.439	1:28.815	47.138	10	1	2:59.427	58.287	1:23.260	

68 Jakub Szablewski (POL) (Kia Picanto)

Theoretische Bestzeit: 2:59.463

Lap	D	Time	S1	S2	S3	Lap	D	Time	S1	S2	S3
1	1	3:26.936		1:32.605	39.359	6	1	3:09.428	58.667	1:27.736	
2	1	3:06.766	59.561	1:28.926	38.279	7	1	6:04.694	4:02.760	1:24.710	37.224
3	1	3:03.726	59.307	1:26.684	37.735	8	1	2:59.601	57.709	1:24.531	37.362
4	1	3:04.845	58.863	1:26.681	39.301	9	1	3:00.828	58.050	1:25.062	37.716
5	1	3:04.121	58.857	1:27.182	38.082	10	1	3:11.133	58.369	1:26.599	

69 Konrad Wróbel (POL) (Kia Picanto)

Theoretische Bestzeit: 2:55.086

Lap	D	Time	S1	S2	S3	Lap	D	Time	S1	S2	S3
1	1	5:36.612		1:25.356	37.672	5	1	6:06.684	4:07.428	1:22.351	36.906
2	1	2:58.191	57.060	1:23.940	37.191	6	1	2:55.818	56.205	1:22.875	36.738
3	1	2:57.707	56.521	1:24.282	36.904	7	1	2:55.635	56.229	1:22.757	36.649
4	1	2:58.461	56.350	1:23.722		8	1	2:55.863	56.087	1:22.488	

77 Petra Krajnyák (HUN) (Kia Picanto)

Theoretische Bestzeit: 2:55.744

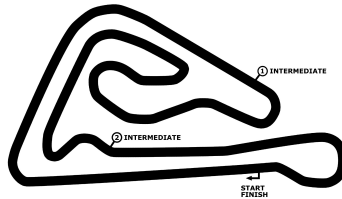
Lap	D	Time	S1	S2	S3	Lap	D	Time	S1	S2	S3
1	1	3:51.188		1:32.845	37.017	6	1	2:56.843	56.101	1:23.627	37.115
2	1	2:55.799	55.987	1:23.171	36.639	7	1	2:57.892	57.204	1:23.885	36.803

FIA ETRC OMV MAXXMOTION TRUCK RACE OF SLOVAKIA

Slovakia Ring, length 5922 m

13.-15.07.2018

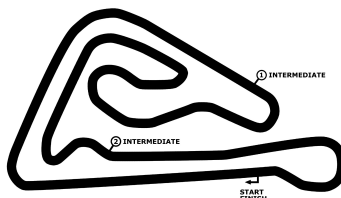
KIA Platinum Cup



Lap Analysis Free Practice 1, 13.07.2018

wige SOLUTIONS

Lap	D	Time	S1	S2	S3	Lap	D	Time	S1	S2	S3
3	1	2:57.322	55.932	1:24.306	37.084	8	1	2:58.286	56.277	1:24.410	37.599
4	1	2:57.779	57.196	1:23.424	37.159	9	1	2:58.541	57.421	1:23.932	37.188
5	1	2:57.582	56.692	1:23.858	37.032	10	1	2:58.062	56.622	1:24.273	37.167



Lap Analysis Free Practice 1, 13.07.2018

wige SOLUTIONS

98 Wojciech Sroczynski (POL) (Kia Picanto)

Theoretische Bestzeit:

Lap	D	Time	S1	S2	S3	Lap	D	Time	S1	S2	S3
1	1	8:13.469				6	1	3:25.405			
2	1	3:34.462				7	1	3:23.225			
3	1	3:24.817				8	1	3:22.000			
4	1	3:28.860				9	1	3:42.066			
5	1	3:25.286									

99 Mateusz Zuchowicz (POL) (Kia Picanto)

Theoretische Bestzeit:

Lap	D	Time	S1	S2	S3	Lap	D	Time	S1	S2	S3
1	1	5:58.837				6	1	3:15.902			
2	1	3:12.445				7	1	4:56.879			
3	1	3:06.839				8	1	3:02.454			
4	1	3:02.445				9	1	3:01.692			
5	1	3:03.833				10	1	3:18.513			