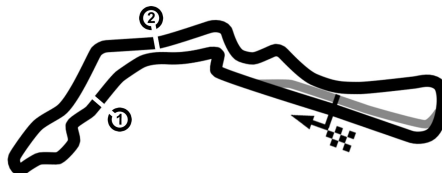


Czech Truck Prix 2018

Autodrom Most, length 4212 m

31.August - 02. September 2018

Renault Clio Cup Central Europe



CLIO CUP
CENTRAL EUROPE

Lap Analysis Timed Practice,

-Reg.No.: ZAO00218

1 Tomas Pekar (CZE) (Clio R.S. IV Cup)

Theoretische Bestzeit: 2:01.496

Lap	D	Time	S1	S2	S3	Lap	D	Time	S1	S2	S3
1	1	3:10.206		49.489	53.878	7	1	2:14.150	31.395	42.863	
2	1	2:03.084	31.374	42.310	49.400	8	1	3:23.274	1:51.986	42.634	48.654
3	1	2:04.107	31.402	42.774	49.931	9	1	2:02.058	31.273	41.826	48.959
4	1	2:03.286	31.398	42.253	49.635	10	1	2:02.452	31.016	42.025	49.411
5	1	2:05.214	31.686	42.096	51.432	11	1	2:09.823	31.525	48.300	49.998
6	1	2:03.422	31.219	42.427	49.776	12	1	3:11.079	31.283	56.834	

2 Tomasz Rzepecki (POL) (Clio R.S. IV Cup)

Theoretische Bestzeit: 2:03.449

Lap	D	Time	S1	S2	S3	Lap	D	Time	S1	S2	S3
1	1	6:05.701		47.352	51.736	8	1	2:05.459	32.151	42.890	
2	1	2:04.764	31.891	42.763	50.110	9	1	2:05.187	31.559	43.047	50.581
3	1	2:04.665	31.755	42.975	49.935	10	1	2:04.609	31.608	42.705	50.296
4	1	2:04.608	31.530	42.890	50.188	11	1	2:44.315	31.559	42.923	
5	1	2:04.272	31.923	42.529	49.820	12	1	7:27.989	5:55.313	42.368	50.308
6	1	2:04.504	31.336	43.138		13	1	2:04.232	31.536	42.293	50.403
7	1	2:05.002	31.920	42.880	50.202						

5 Kevin Landwehr (DEU) (Clio R.S. IV Cup)

Theoretische Bestzeit: 2:02.021

Lap	D	Time	S1	S2	S3	Lap	D	Time	S1	S2	S3
1	1	2:22.887		45.683	50.517	7	1	2:19.186	31.801	42.803	
2	1	2:03.341	31.110	42.532	49.699	8	1	7:09.841	5:38.784	42.119	48.938
3	1	2:04.022	31.723	42.583	49.716	9	1	2:02.590	31.119	41.973	49.498
4	1	2:03.780	31.557	42.312	49.911	10	1	2:02.879	31.199	42.083	
5	1	2:04.281	31.908	42.377	49.996	11	1	3:37.774	48.237	1:09.066	
6	1	2:04.040	31.319	42.564	50.157						

7 Tomasz Magdziarz (POL) (Clio R.S. IV Cup)

Theoretische Bestzeit: 2:02.606

Lap	D	Time	S1	S2	S3	Lap	D	Time	S1	S2	S3
1	1	2:36.249		44.594	51.200	9	1	2:04.320	31.794	42.827	49.699
2	1	2:04.943	32.210	43.304	49.429	10	1	2:04.263	31.471	42.644	50.148
3	1	2:03.126	31.464	42.585	49.077	11	1	2:04.612	31.946	42.635	50.031
4	1	2:05.640	31.425	42.624	51.591	12	1	2:04.686	31.712	42.958	50.016
5	1	2:03.669	31.228	42.572	49.869	13	1	3:06.909	31.611	53.186	
6	1	2:03.425	31.171	42.358	49.896	14	1	6:13.807	4:41.617	42.550	49.640
7	1	2:03.964	31.478	42.755	49.731	15	1	2:04.849	31.889	43.180	49.780
8	1	2:04.482	31.642	43.173	49.667						

8 René Kircher (DEU) (Clio R.S. IV Cup)

Theoretische Bestzeit: 2:02.952

Lap	D	Time	S1	S2	S3	Lap	D	Time	S1	S2	S3
1	1	3:11.740		49.390	54.491	7	1	2:03.811	31.516	42.693	49.602
2	1	2:04.676	31.538	43.381	49.757	8	1	2:03.255	31.543	42.544	49.168
3	1	2:03.958	31.439	42.721	49.798	9	1	2:04.243	31.452	42.502	50.289
4	1	2:03.946	31.518	42.483	49.945	10	1	2:12.291	33.758	43.074	
5	1	2:06.102	31.301	44.935	49.866	11	1	2:17.846	33.380	42.527	
6	1	2:03.649	31.484	42.632	49.533						

9 Andreas Stucki (CHE) (Clio R.S. IV Cup)

Theoretische Bestzeit: 2:03.220

Lap	D	Time	S1	S2	S3	Lap	D	Time	S1	S2	S3
1	1	3:16.651		50.163	53.959	8	1	4:50.637	3:13.391	46.524	50.722
2	1	2:04.953	31.625	43.218	50.110	9	1	2:09.632	35.625	44.417	49.590
3	1	2:03.838	31.307	42.901	49.630	10	1	2:03.881	31.333	42.609	49.939
4	1	2:04.665	31.255	43.481	49.929	11	1	2:44.917	31.386	42.759	
5	1	2:08.806	31.404	47.018	50.384	12	1	6:41.552	5:06.812	43.613	51.127
6	1	2:04.145	31.286	42.955	49.904	13	1	2:03.431	31.317	42.375	49.739
7	1	2:19.311	31.644	43.402							

13 René Martinek (AUT) (Clio R.S. IV Cup)

Theoretische Bestzeit: 2:04.966

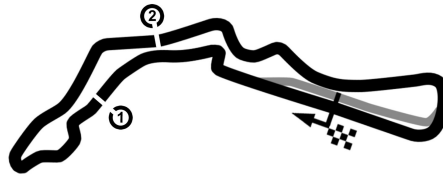
Lap	D	Time	S1	S2	S3	Lap	D	Time	S1	S2	S3
1	1	3:15.224		54.127	54.837	6	1	2:05.367	31.741	43.444	50.182
2	1	2:09.186	34.063	44.602	50.521	7	1	2:05.169	31.819	43.314	50.036

Czech Truck Prix 2018

Autodrom Most, length 4212 m

31. August - 02. September 2018

Renault Clio Cup Central Europe



CLIO CUP
CENTRAL EUROPE

Lap Analysis Timed Practice,

-Reg.No.: ZAO00218

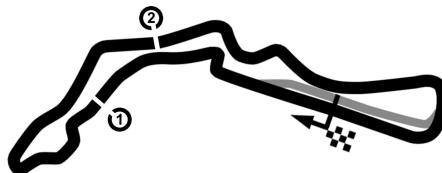
Lap	D	Time	S1	S2	S3	Lap	D	Time	S1	S2	S3
3	1	2:06.076	32.534	43.487	50.055	8	1	2:34.320	34.675	47.587	
4	1	2:05.993	32.616	43.325	50.052	9	1	6:47.568	5:11.777	44.847	50.944
5	1	2:05.664	32.056	43.189	50.419	10	1	3:12.856	33.617	57.411	

Czech Truck Prix 2018

Autodrom Most, length 4212 m

31.August - 02. September 2018

Renault Clio Cup Central Europe



CLIO CUP
CENTRAL EUROPE

Lap Analysis Timed Practice,

-Reg.No.: ZAO00218

16 Lucas Groeneveld (NLD) (Clio R.S. IV Cup)

Theoretische Bestzeit: 2:03.079

Lap	D	Time	S1	S2	S3	Lap	D	Time	S1	S2	S3
1	1	2:40.479		44.689	51.364	8	1	2:04.460	31.370	42.819	50.271
2	1	2:05.161	32.091	43.502	49.568	9	1	2:04.583	31.599	42.772	50.212
3	1	2:07.890	34.797	43.063		10	1	2:04.267	31.382	42.781	50.104
4	1	2:04.635	31.371	43.018	50.246	11	1	2:16.067	31.485	42.870	
5	1	2:05.034	31.661	43.226	50.147	12	1	5:06.818	2:22.673	1:01.476	
6	1	2:03.236	31.336	42.392	49.508	13	1	5:36.456	4:03.629	42.614	50.213
7	1	2:04.566	32.171	42.749		14	1	2:04.339	31.524	42.235	50.580

17 Albert Legutko (POL) (Clio R.S. IV Cup)

Theoretische Bestzeit: 2:01.526

Lap	D	Time	S1	S2	S3	Lap	D	Time	S1	S2	S3
1	1	2:20.464		45.667	49.856	8	1	2:03.731	31.057	42.783	49.891
2	1	2:03.034	30.959	42.362	49.713	9	1	2:07.331	34.079	42.843	50.409
3	1	2:03.461	31.217	42.555	49.689	10	1	2:08.576	30.144	43.085	
4	1	2:02.830	30.983	42.475	49.372	11	1	3:14.449	31.263	59.999	
5	1	2:15.030	31.187	43.124		12	1	6:33.983	4:12.402	1:04.854	1:16.727
6	1	6:26.332	4:51.322	43.589	51.421	13	1	2:02.697	30.832	42.010	49.855
7	1	2:03.092	31.174	42.289	49.629						

20 Pawel Wysmyk (POL) (Clio R.S. IV Cup)

Theoretische Bestzeit: 2:04.537

Lap	D	Time	S1	S2	S3	Lap	D	Time	S1	S2	S3
1	1	10:11.856		48.828	52.483	7	1	2:05.071	31.766	43.051	50.254
2	1	2:11.114	32.188	47.878	51.048	8	1	2:25.199	38.236	54.432	
3	1	2:05.370	31.594	43.597	50.179	9	1	3:16.186	31.649	57.958	
4	1	2:05.450	31.963	43.340	50.147	10	1	6:36.535	5:00.884	43.400	52.251
5	1	2:04.802	31.768	43.015	50.019	11	1	2:04.805	31.768	42.924	50.113
6	1	2:16.039	34.508	49.897							

21 Szymon Ladniak (POL) (Clio R.S. IV Cup)

Theoretische Bestzeit: 2:02.744

Lap	D	Time	S1	S2	S3	Lap	D	Time	S1	S2	S3
1	1	10:04.192		43.529	51.389	6	1	2:17.065	31.817	42.653	
2	1	2:04.699	31.688	43.169	49.842	7	1	3:54.005	2:18.047	46.364	49.594
3	1	2:03.291	31.394	42.349	49.548	8	1	2:30.106	32.719	43.886	
4	1	2:03.426	31.384	42.245	49.797	9	1	8:17.748	6:45.904	42.108	49.736
5	1	2:10.539	37.080	43.090		10	1	2:03.918	31.440	41.812	50.666

22 Jakub Dwernicki (POL) (Clio R.S. IV Cup)

Theoretische Bestzeit: 2:04.049

Lap	D	Time	S1	S2	S3	Lap	D	Time	S1	S2	S3
1	1	2:23.542		47.507	50.591	9	1	2:06.513	33.294	42.960	50.259
2	1	2:06.938	32.428	43.721	50.789	10	1	2:05.363	31.671	42.767	50.925
3	1	2:04.958	32.216	42.936	49.806	11	1	2:05.227	31.956	43.090	50.181
4	1	2:05.988	32.373	43.029	50.586	12	1	2:05.840	32.341	43.237	
5	1	2:05.016	31.917	43.289	49.810	13	1	3:18.150	32.049	57.697	
6	1	2:04.966	31.889	43.045	50.032	14	1	6:09.501	4:36.507	42.651	50.343
7	1	2:06.212	32.289	43.227	50.696	15	1	2:04.817	31.854	42.572	50.391
8	1	2:05.033	31.909	42.963	50.161						

23 Sandro Soubek (AUT) (Clio R.S. IV Cup)

Theoretische Bestzeit: 2:02.076

Lap	D	Time	S1	S2	S3	Lap	D	Time	S1	S2	S3
1	1	2:19.584		46.781	51.048	7	1	2:03.520	31.630	42.269	49.621
2	1	2:03.608	31.427	42.566	49.615	8	1	2:04.550	31.664	42.867	50.019
3	1	2:04.124	31.256	43.313	49.555	9	1	2:23.698	31.269	42.490	
4	1	2:03.405	31.475	43.032	48.898	10	1	4:37.380	2:49.340	50.759	57.281
5	1	2:02.475	30.909	42.376	49.190	11	1	8:55.305	36.655	6:32.045	
6	1	2:04.636	31.284	42.972	50.380	12	1	4:49.440	3:06.549	48.168	54.723

24 Antonio Citera (AUT) (Clio R.S. IV Cup)

Theoretische Bestzeit: 2:04.377

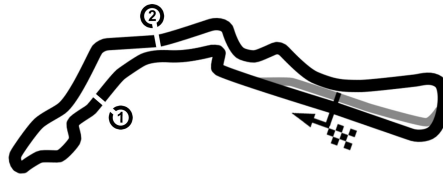
Lap	D	Time	S1	S2	S3	Lap	D	Time	S1	S2	S3
1	1	2:59.255		49.508	55.817	8	1	2:21.822	32.093	43.721	
2	1	2:18.647	34.444	50.068	54.135	9	1	3:41.894	2:05.641	45.497	50.756
3	1	2:05.965	32.234	43.790	49.941	10	1	2:05.673	32.278	43.182	50.213

Czech Truck Prix 2018

Autodrom Most, length 4212 m

31. August - 02. September 2018

Renault Clio Cup Central Europe



CLIO CUP
CENTRAL EUROPE

Lap Analysis Timed Practice,

-Reg.No.: ZAO00218

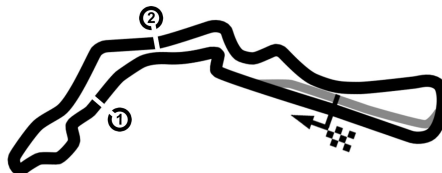
Lap	D	Time	S1	S2	S3	Lap	D	Time	S1	S2	S3
4	1	2:10.299	32.163	45.339	52.797	11	1	2:06.164	31.667	43.868	50.629
5	1	2:05.403	31.839	43.687	49.877	12	1	2:49.944	33.695	54.082	
6	1	2:05.929	32.197	43.650	50.082	13	1	5:44.482	4:10.616	43.368	50.498
7	1	2:05.454	31.901	43.393	50.160	14	1	2:04.787	31.784	42.833	50.170

Czech Truck Prix 2018

Autodrom Most, length 4212 m

31.August - 02. September 2018

Renault Clio Cup Central Europe



CLIO CUP
CENTRAL EUROPE

Lap Analysis Timed Practice,

-Reg.No.: ZAO00218

29 Damian Litwinowicz (POL) (Clio R.S. IV Cup)

Theoretische Bestzeit: 2:02.899

Lap	D	Time	S1	S2	S3	Lap	D	Time	S1	S2	S3
1	1	2:36.635		43.745	50.900	8	1	4:52.791	3:19.833	43.058	49.900
2	1	2:05.366	32.046	43.317	50.003	9	1	2:04.233	31.295	43.053	49.885
3	1	2:03.249	31.206	42.585	49.458	10	1	2:03.923	31.389	42.401	50.133
4	1	2:03.659	31.040	42.466	50.153	11	1	2:27.275	31.702	45.083	
5	1	2:04.537	31.625	42.544	50.368	12	1	7:41.560	5:56.064	53.947	51.549
6	1	2:04.611	31.660	42.888	50.063	13	1	2:04.873	31.523	43.327	50.023
7	1	2:25.623	32.673	44.844							

31 Karol Urbaniak (POL) (Clio R.S. IV Cup)

Theoretische Bestzeit: 2:02.479

Lap	D	Time	S1	S2	S3	Lap	D	Time	S1	S2	S3
1	1	14:19.146		42.936	49.339	5	1	2:03.594	31.218	42.168	50.208
2	1	2:02.645	31.150	42.261	49.234	6	1	2:11.409	31.295	44.450	55.664
3	1	2:02.715	31.295	42.095	49.325	7	1	2:25.774	31.517	42.291	
4	1	2:03.103	31.186	42.295	49.622	8	1	9:22.424	7:35.239	51.513	55.672

34 Adam Rzepecki (POL) (Clio R.S. IV Cup)

Theoretische Bestzeit: 2:01.912

Lap	D	Time	S1	S2	S3	Lap	D	Time	S1	S2	S3
1	1	9:55.257		48.013	53.057	7	1	2:19.729	31.958	47.528	
2	1	2:03.643	31.517	42.209	49.917	8	1	2:03.852	31.047	42.101	50.704
3	1	2:02.902	31.177	42.006	49.719	9	1	2:57.808	39.656	44.650	
4	1	2:03.914	31.713	42.165	50.036	10	1	7:07.933	5:37.068	41.629	49.236
5	1	2:03.189	31.215	42.192	49.782	11	1	2:04.961	32.680	42.448	49.833
6	1	2:04.298	31.509	42.630	50.159						

44 Lisa Christin Brunner (DEU) (Clio R.S. IV Cup)

Theoretische Bestzeit: 2:03.731

Lap	D	Time	S1	S2	S3	Lap	D	Time	S1	S2	S3
1	1	2:25.104		45.846	51.598	7	1	2:06.096	32.514	43.100	50.482
2	1	2:06.385	31.974	43.829	50.582	8	1	2:18.027	31.657	43.092	
3	1	2:04.871	31.605	43.090	50.176	9	1	8:11.955	6:38.570	43.290	50.095
4	1	2:04.583	31.715	42.871	49.997	10	1	3:10.642	31.200	56.332	
5	1	2:04.559	31.736	42.709	50.114	11	1	5:44.902	4:11.857	43.075	49.970
6	1	2:04.305	31.568	42.915	49.822	12	1	2:05.711	31.838	43.248	50.625

46 Fabio Citignola (DEU) (Clio R.S. IV Cup)

Theoretische Bestzeit: 2:00.155

Lap	D	Time	S1	S2	S3	Lap	D	Time	S1	S2	S3
1	1	3:24.973		44.454	50.154	7	1	2:00.532	28.961	42.178	
2	1	2:03.295	31.324	42.540	49.431	8	1	2:17.645	32.069	42.512	
3	1	2:02.407	31.061	42.042	49.304	9	1	3:23.230	1:51.800	41.956	49.474
4	1	2:02.514	31.259	42.017	49.238	10	1	2:03.001	31.297	42.128	49.576
5	1	2:02.597	31.029	42.156	49.412	11	1	2:16.671	31.370	42.516	
6	1	2:02.598	31.074	42.180	49.344	12	1	8:57.488	7:24.103	43.147	50.238

48 Reto Wüst (CHE) (Clio R.S. IV Cup)

Theoretische Bestzeit: 2:02.944

Lap	D	Time	S1	S2	S3	Lap	D	Time	S1	S2	S3
1	1	3:17.955		50.528	52.318	9	1	2:04.400	31.482	42.950	49.968
2	1	2:06.882	32.327	44.249	50.306	10	1	2:04.682	31.436	42.844	50.402
3	1	2:03.825	31.172	43.029	49.624	11	1	2:04.479	31.535	42.980	49.964
4	1	2:03.486	31.329	42.758	49.399	12	1	2:14.939	35.654	47.241	
5	1	2:04.985	31.534	43.726	49.725	13	1	3:38.068	47.723	1:09.470	
6	1	2:03.983	31.456	42.776	49.751	14	1	4:42.743	3:08.870	43.605	50.268
7	1	2:04.238	31.423	42.899	49.916	15	1	2:04.085	31.525	42.373	50.187
8	1	2:04.106	31.399	42.788	49.919						

68 Michael Bleekemolen (NLD) (Clio R.S. IV Cup)

Theoretische Bestzeit: 2:03.787

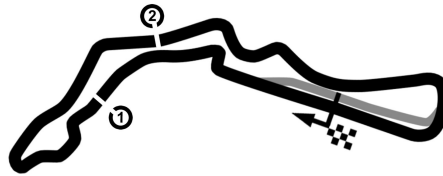
Lap	D	Time	S1	S2	S3	Lap	D	Time	S1	S2	S3
1	1	2:22.692		45.938	52.276	8	1	2:05.181	31.439	42.763	50.979
2	1	2:06.109	32.211	43.643	50.255	9	1	2:04.887	31.817	42.733	50.337
3	1	2:04.356	31.638	42.780	49.938	10	1	2:25.476	32.835	43.341	
4	1	2:04.120	31.535	42.456	50.129	11	1	7:09.232	4:23.968	1:02.057	
5	1	2:04.044	31.402	42.674	49.968	12	1	6:05.660	4:24.194	46.220	55.246

Czech Truck Prix 2018

Autodrom Most, length 4212 m

31. August - 02. September 2018

Renault Clio Cup Central Europe



CLIO CUP
CENTRAL EUROPE

Lap Analysis Timed Practice,

-Reg.No.: ZAO00218

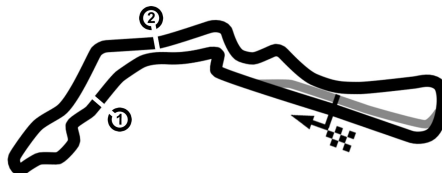
Lap	D	Time	S1	S2	S3	Lap	D	Time	S1	S2	S3
6	1	2:04.256	31.432	42.895	49.929	13	1	2:16.991	33.983	48.145	54.863
7	1	2:04.472	31.545	42.740	50.187						

Czech Truck Prix 2018

Autodrom Most, length 4212 m

31.August - 02. September 2018

Renault Clio Cup Central Europe



CLIO CUP
CENTRAL EUROPE

Lap Analysis Timed Practice,

-Reg.No.: ZAO00218

70 Sebastiaan Bleekemolen (NLD) (Clio R.S. IV Cup)

Theoretische Bestzeit: 2:01.442

Lap	D	Time	S1	S2	S3	Lap	D	Time	S1	S2	S3
1	1	2:21.634		45.226	52.295	7	1	2:16.254	34.724	50.000	51.530
2	1	2:02.125	31.470	41.878	48.777	8	1	2:30.742	31.639	46.979	
3	1	2:05.281	31.407	44.279	49.595	9	1	7:32.430	5:49.843	52.342	50.245
4	1	2:02.725	31.206	42.137	49.382	10	1	2:39.658	31.126	41.548	
5	1	2:03.176	31.117	42.175	49.884	11	1	6:43.146	5:10.111	43.117	49.918
6	1	2:02.488	31.230	41.963	49.295	12	1	2:03.718	31.274	42.971	49.473

71 Richard Meixner (CZE) (Clio R.S. IV Cup)

Theoretische Bestzeit: 2:03.865

Lap	D	Time	S1	S2	S3	Lap	D	Time	S1	S2	S3
1	1	3:24.928		46.611	52.325	8	1	2:08.309	31.542	46.742	50.025
2	1	2:08.173	32.764	44.565	50.844	9	1	2:07.147	31.903	44.282	50.962
3	1	2:05.918	31.322	44.024	50.572	10	1	2:04.697	31.363	43.201	50.133
4	1	2:06.980	32.000	44.079	50.901	11	1	2:05.509	31.512	43.647	50.350
5	1	2:05.735	31.363	44.144	50.228	12	1	2:55.038	33.395	49.800	
6	1	2:04.843	31.354	43.140	50.349	13	1	7:32.055	5:59.191	42.680	50.184
7	1	2:05.660	31.405	43.876	50.379	14	1	2:04.117	31.308	42.532	50.277

87 Javin Lewis Seyhan (DEU) (Clio R.S. IV Cup)

Theoretische Bestzeit: 2:04.066

Lap	D	Time	S1	S2	S3	Lap	D	Time	S1	S2	S3
1	1	2:39.707		45.736	51.891	8	1	2:05.273	31.859	43.352	50.062
2	1	2:06.612	32.227	43.939	50.446	9	1	2:04.334	31.601	42.811	49.922
3	1	2:05.558	31.732	43.452	50.374	10	1	2:04.765	31.835	42.702	50.228
4	1	2:05.390	32.139	43.166	50.085	11	1	2:19.709	32.697	43.215	
5	1	2:05.303	32.212	43.082	50.009	12	1	3:43.632	1:36.412	42.872	
6	1	2:05.084	32.384	42.937	49.763	13	1	6:50.222	5:16.784	43.428	50.010
7	1	2:05.173	32.047	43.306	49.820	14	1	2:06.550	32.298	43.260	50.992

88 Kevin Hilgenhövel (DEU) (Clio R.S. IV Cup)

Theoretische Bestzeit: 2:02.380

Lap	D	Time	S1	S2	S3	Lap	D	Time	S1	S2	S3
1	1	2:18.746		45.438	50.499	8	1	2:16.156	32.489	42.395	
2	1	2:04.251	31.255	42.450	50.546	9	1	4:43.375	3:09.082	43.942	50.351
3	1	2:05.240	32.444	42.836	49.960	10	1	2:06.898	31.854	42.452	52.592
4	1	2:03.217	31.178	42.516	49.523	11	1	2:03.500	31.333	42.174	49.993
5	1	2:04.806	31.755	42.438	50.613	12	1	2:56.311	33.403	58.797	
6	1	2:03.860	31.426	42.508	49.926	13	1	5:40.078	4:03.006	45.664	51.408
7	1	2:04.185	31.311	42.668		14	1	2:02.448	31.065	41.792	49.591

92 Tamino Bergmeier (DEU) (Clio R.S. IV Cup)

Theoretische Bestzeit: 2:04.059

Lap	D	Time	S1	S2	S3	Lap	D	Time	S1	S2	S3
1	1	3:21.367		48.392	52.372	9	1	2:04.765	31.672	42.866	50.227
2	1	2:06.258	32.536	43.305	50.417	10	1	2:04.659	31.783	42.912	49.964
3	1	2:06.433	32.408	43.921	50.104	11	1	2:05.933	32.061	43.042	50.830
4	1	2:04.736	31.659	43.163	49.914	12	1	2:04.508	31.538	42.808	
5	1	2:05.647	32.077	43.039	50.531	13	1	3:38.689	47.476	1:09.695	
6	1	2:05.216	32.099	43.002	50.115	14	1	4:44.581	3:11.690	43.178	49.713
7	1	2:04.437	31.580	42.856	50.001	15	1	2:07.139	33.355	43.453	50.331
8	1	2:04.985	31.693	42.824	50.468						

96 Dillon Koster (NLD) (Clio R.S. IV Cup)

Theoretische Bestzeit: 2:04.467

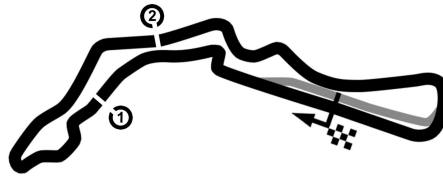
Lap	D	Time	S1	S2	S3	Lap	D	Time	S1	S2	S3
1	1	2:28.220		45.748	51.289	8	1	2:29.803	32.399	47.228	
2	1	2:05.922	31.864	43.944	50.114	9	1	4:36.122	2:43.912	54.039	58.171
3	1	2:05.766	32.239	43.361	50.166	10	1	2:20.282	35.516	49.278	55.488
4	1	2:04.689	31.601	43.256	49.832	11	1	2:38.205	34.761	49.005	
5	1	2:04.483	31.617	43.073	49.793	12	1	7:24.898	5:41.187	48.130	55.581
6	1	2:05.231	32.032	43.312	49.887	13	1	2:13.060	33.846	45.712	53.502
7	1	2:04.901	31.946	43.085	49.870						

Czech Truck Prix 2018

Autodrom Most, length 4212 m

31. August - 02. September 2018

Renault Clio Cup Central Europe



CLIO CUP
CENTRAL EUROPE

Lap Analysis Timed Practice,

-Reg.No.: ZAO00218

99 Bartłomiej Mirecki (POL) (Clio R.S. IV Cup)

Theoretische Bestzeit: 2:01.948

Lap	D	Time	S1	S2	S3	Lap	D	Time	S1	S2	S3
1	1	14:18.405		43.256	49.205	5	1	2:02.896	31.232	42.076	49.588
2	1	2:02.928	31.279	42.589	49.060	6	1	2:10.759	31.313	47.971	51.475
3	1	2:02.701	31.254	42.162	49.285	7	1	2:23.793	31.130	42.001	
4	1	2:04.572	32.686	41.758	50.128	8	1	9:51.143	8:11.946	45.040	54.157